

**BIG EAST**  
CONFERENCE

05  
06

MARQUETTE BASKETBALL GUIDE





©2004



## TRAVIS DIENER

"Coach Crean is one of the college game's finest coaches. His teams are fundamentally sound, disciplined and play with a passion. His players truly develop and improve under his guidance, both on and off the court."

**BRIAN HILL**

*Head Coach, Orlando Magic*



## DWYANE WADE

"Tom Crean is one of the best in all of college basketball at teaching the game. He and his staff do an excellent job preparing his players for the next level. Having seen Dwyane Wade excel on the next level, and off the court, is testament to Marquette's success at developing quality people as well as players."

**PAT RILEY**

*President, Miami Heat*

"Tom Crean is not only a great basketball coach but he is a great teacher, motivator and most of all a great person. He represents all that college basketball is supposed to be about."

**LARRY BROWN**

*Head Coach, New York Knicks*

"The reason Marquette has had recent success from their program is from Tom Crean and his coaching staff's preparation. They do as much individual work as any college team as I've seen which translates to fundamentally sound players in the NBA."

**GLENN "DOC" RIVERS**

*Head Coach, Boston Celtics*

# MARQUETTE

# BASKETBALL

# 2005-06

## MARQUETTE BASKETBALL

Storied Past and Bright Future.....	2-3
Al McGuire Center .....	4-5
BIG EAST Conference .....	6-7
Individual Instruction .....	8-9
Strength and Conditioning .....	10-11
Academic Support.....	12-13
National Media Exposure.....	14-15
Game Day at Marquette.....	16-17
Off the Court .....	18-19
Marquette and the NBA.....	20-21
Doc Rivers and Dwyane Wade.....	22-23
After Marquette.....	24-25
Quality Education .....	26-27
Milwaukee .....	28-29
A Family Affair .....	30-31
Why Marquette .....	32

## 2005-06 SEASON INFORMATION

Joe Chapman .....	34-35
Chris Grimm .....	36-37
Steve Novak .....	38-39
Mike Kinsella .....	40-41
Ryan Amoroso .....	42-43
Ousmane Barro .....	44-45
Dan Fitzgerald .....	46-47
Dwight Burke .....	48
Dominic James .....	49
Jamil Lott .....	50
Wesley Matthews .....	51
Jerel McNeal .....	52
Matt Mortensen .....	53

## COACHING AND BASKETBALL SUPPORT STAFF

Tom Crean .....	54-67
Jason Rabedeaux .....	68
Dan Panaggio .....	69
Jean Prioleau .....	70
Todd Townsend .....	71
Basketball Support Staff .....	72-77

## 2005-06 PREVIEW / 2004-05 RECAP

2005-06 Preview .....	78
2005-06 Roster & Team Photo .....	79
2004-05 Season Review .....	80-81
2004-05 Statistics, Results, Superlatives .....	82-85
2004-05 Game Box Scores .....	86-93

## 2005-06 OPPONENTS

Opponents .....	95-105
Series Records vs. 2005-06 Opponents .....	106-107
All-Time Series Records .....	108

## MARQUETTE UNIVERSITY

University .....	110-116
Athletics .....	117-121
BIG EAST Conference .....	122-125

## MARQUETTE BASKETBALL HISTORY

All-time Letterwinners .....	126-127
Year-by-Year Results .....	128-137
All-time vs. Ranked Opponents.....	138-140
Year-by-Year Records.....	142
Year-by-Year Team Statistics.....	143
All-time Coaching Records.....	144
Coaching Honors.....	145
All-time Postseason Results.....	146
Marquette in the Polls.....	147-148
Retired Numbers.....	149
Championship History.....	150-155

## RECORDS AND AWARDS

NCAA Tournament Records.....	157-158
NIT Records.....	159-160
Pepsi Blue and Gold Classic.....	161-163
Season-by-Season Captains and Leaders.....	164-165
All-Americans.....	166
"M" Club.....	167-168
National Awards.....	169
All-time Leaders.....	170-177
Single Game Records.....	178-179
Season Records.....	180-183
Conference Honors and Records.....	184
Conference USA Records.....	185-188
Bradley Center Records.....	189-190

## MEDIA INFORMATION

Media Information .....	191-192
Bradley Center.....	193
Tom Crean Summer Camp.....	194
Blue and Gold Fund.....	195
TV/Radio Roster.....	196

## MARQUETTE BASKETBALL INFO. GENERAL

School.....	Marquette University
City / Zip Code .....	Milwaukee, WI 53233
Founded .....	1881
Enrollment .....	11,000
Nickname .....	Golden Eagles
School Colors .....	Blue & Gold
Arena .....	Bradley Center (18,600)
Affiliation .....	NCAA Division I
Conference .....	BIG EAST
President .....	Robert A. Wild, S.J.
Director of Athletics .....	Bill Cords
Athletic Department Phone .....	(414) 288-6303
Ticket Office Phone .....	(414) 288-GOMU (4666)
Press Row Phone .....	(414) 224-0580
University Website .....	www.marquette.edu

## TEAM INFORMATION

2004-05 Overall Record .....	19-12
Home .....	15-6
Away.....	4-5
Neutral.....	0-1
Conference Record / Finish .....	7-9 / 9th place

## HISTORY

First Year of Basketball .....	1916-17
All-Time Record .....	1328-838 (.613)
NCAA Tournament Appearances / Last .....	23 / 2003
NIT Appearances / Last .....	15 / 2005
Last Postseason Appearance.....	NIT, 2005
Result .....	NIT First Round, Lost to W. Mich., 54-40

## BASKETBALL STAFF

<b>Head Coach</b> .....	Tom Crean (C. Michigan, 1989)
Record at Marquette .....	121-65 (.650)
Career Record .....	121-65 (.650)
Basketball Office Phone .....	(414) 288-7130

<b>Assistant Coaches:</b>	
Jason Rabedeaux (California-Davis, 1988)	
Dan Panaggio (SUNY-Brockport, 1977)	
Jean Prioleau (Fordham, 1992)	

**Director of Operations-Men's Basketball/Head Manager:**  
Todd Townsend (Marquette, 2005)

**Special Assistant** .....

**Head Athletic Trainer** .....

**Head Strength & Conditioning Coach** .....

**Coordinator of Basketball Operations** .....






# A STORIED PAST... A BRIGHT FUTURE

*The 2005-06 season marks the 89th year of play for Marquette basketball; a program steeped in tradition. Whether played at Marquette Gym, The Auditorium, Mecca or Bradley Center, Marquette basketball has been a model for success, integrity, dedication and a commitment to excellence. Marquette basketball has and always will be a source of pride for the University, its fans, students and alumni. From its first All-American selection in 1934, Marquette basketball has produced a myriad of great teams and players. Consider the numbers:*

- 38 postseason appearances; ninth most among all Division I programs
- Three trips to the Final Four
- 1977 National Championship
- 1970 NIT Championship
- Over 1,300 victories all time
- One of just 17 schools to have won both and NCAA and NIT Championship
- 21 first team All-Americans
- 17 different players have earned 29 berths on all-conference teams in 16 years of conference affiliation
- 49 National Basketball Association (NBA) draft picks
- Five National Coach of the Year honorees







# AL MCGUIRE CENTER

Marquette University provides its student-athletes the opportunity to train in one of the nation's elite practice facilities - The Al McGuire Center. Opened in October 2003, the facility is named after the legendary basketball coach Al McGuire who led the program to an NCAA championship, an NIT title and 295 victories in 13 seasons.

Through the generosity of alumni and friends, Marquette Basketball has been provided a facility that is unparalleled as they prepare for the BIG EAST Conference. The \$31 million practice and play facility features a 4,000 seat arena and full-size practice gym, strength and conditioning area, sports medicine and athletic training areas, coaches' offices, team locker room and lounge, and academic center.

The Al McGuire Center provides the best possible environment for the development of Marquette's student-athletes – academically, athletically and personally.

## Practice Gym

Marquette Basketball's private full-size practice gym is located on the lower level of the McGuire Center. The practice court is an exact replica of the team's court at the Bradley Center.

## Academic Center

The McGuire Academic Center offers comfort, space and the latest in computing technologies to support Marquette basketball players in achieving academic success. The facility features a completely wireless environment in which student-athletes can work at one of 20 computer stations, four individual tutoring rooms and an adjacent conference room.

## Strength & Conditioning/ Sports Medicine Facilities

Marquette's state-of-the art 4,000 square-foot strength and conditioning facility, plus sports medicine suite that includes a three-pool hydrotherapy room, were designed to assist student athletes in reaching peak performance.

## Video/Film Editing & Screening Rooms

Utilizing the latest in video technology, Marquette basketball coaches and players gather to analyze film in the team's screening room. The room features a 140" screen, DVD, VHS, and computer software capabilities, surround sound and theatre-style seating.

## Men's Basketball Offices, Player Lounge and Locker Room

The staff's offices, locker room and player lounge are all conveniently located within steps of the practice gym.

The names inscribed here represent people who, through their close association with Al McGuire during his coaching years at Marquette, were inspired by Coach's playing, his compassion and his ability to connect with people. Included are AF players, assistant coaches, athletic directors, sports administrative directors, student managers, student leaders, team captains and the team doctors. Each played a key role in the coach's successful program between 1964 and 2011.

Dan Anderson	John Bryant	Rocke A. Colvelli
Jim Bailey	Randy Buchmann	Rick Campbell
Robert J. Black	Jack Burke	Paul Carbins
John Block	Jim Burke	John Cary
Jim Boylan	David J. Burton	Jim Chermak
Gary Brett	Craig "Stretch" Butrym	Jim Chianes
Barry Brennan	Roger Buxton	Ric Cobb
Gene Bromstead	Robert A. Byrd, Jr.	Jim Cook
Brian Brookhorst	Kevin Byrne	Mike Curran







# MARQUETTE & THE BIG EAST

*Marquette is a member of the best college basketball conference ever assembled...the BIG EAST Conference.*

*The Golden Eagles membership in the BIG EAST Conference allows them to attract the interest of college basketball fans in the nation's largest media markets. BIG EAST institutions reside in nine of the nation's top 33 largest media markets, including New York, Chicago, Philadelphia, Washington, D.C., Tampa, Pittsburgh and Hartford. BIG EAST markets make up nearly one fourth of all television households in the U.S.*

*The BIG EAST Conference has long been considered a leader in innovative concepts in promotion and publicity, particularly regarding television. Those efforts have resulted in unparalleled visibility for BIG EAST student-athletes. The conference has enjoyed long-standing relationships with CBS, ESPN and ABC.*

*Some of the BIG EAST Conference's best students are also some of its best athletes. More than 300 student-athletes have earned Academic All-America honors.*

*Along with producing two of the last three national champions, BIG EAST basketball's achievements include:*

- 13 - Final Four appearances
- 5 - National Championships
- 2 - National Players of the Year
- 19 - First Team All-Americans
- Men's basketball participants in the last six Olympic games
- 166 - NBA Draft selections







# MARQUETTE

BASKETBALL

A PROUD MEMBER OF  
**BIG EAST**  
CONFERENCE



# INDIVIDUAL INSTRUCTION

*Marquette basketball student-athletes separate themselves from the rest through personal individual instruction. It's during these sessions with head coach Tom Crean and his staff that players have the opportunity to maximize their potential and achieve excellence.*

*Marquette Basketball's Individual Instruction Program is designed to help a player show constant improvement in different areas of his game while helping to assure that he is staying ahead of the competition. Through hard work, commitment, attention to detail, and competition, Marquette Basketball's Individual Instruction Program benefits the player as well as the team.*





# TION



In 2005, Travis Diener became Marquette's fourth consecutive All-Conference USA first team selection and was selected by the Orlando Magic in the 2005 NBA Draft.

In 2003, Dwyane Wade became Marquette's first Associated Press First Team All-America selection since 1978, while also capturing Conference USA Player of the Year honors. The year prior, Wade was a Conference-USA first team selection and an honorable mention AP All-American.

Along with Wade in 2003, Travis Diener and Robert Jackson both were selected to Conference USA's second team, and Steve Novak was picked to the Conference's All-Freshman Team as well as being chosen the league's Sixth Man of the Year.

Other beneficiaries of MU's Individual Instruction Program include Cordell Henry, a second team all-league honoree in 2001-02 and third-team member in 2000-01, and Brian Wardle, a two-time all-conference selection who became the first Marquette player to earn Conference USA first team honors (2000-01).

Overall, Tom Crean has developed 14 All-Conference selections in his six years at Marquette.



## PLAYERS WHO HAVE WON INDIVIDUAL AWARDS DURING THE TOM CREAN ERA

### **Dwyane Wade**

All-American, Conference USA Player of the Year, Two-time All-Conference USA selection, Conference USA Defensive Player of the Year

### **Travis Diener**

Three-time All-Conference USA selection  
All-American

### **Steve Novak**

Conference USA Sixth Man of the Year, Conference USA All-Freshman team

### **Robert Jackson**

All-Conference USA selection

### **Cordell Henry**

Two-time All-Conference USA selection

### **Brian Wardle**

Two-time All-Conference USA selection



# STRENGTH & CONDITIONING

*Being a successful Division I basketball player takes a commitment in a number of areas, one of which is a desire to improve one's strength and conditioning.*

*The goals of the Marquette Basketball Strength and Conditioning program are injury prevention, strengthening of muscles, joints, and connective tissue, and becoming a tougher basketball player. This is done through a year-round, comprehensive, total body strength and conditioning program. This systematic program aggressively challenges the athlete from every angle and helps them overcome adverse situations both physically and mentally.*

*The Golden Eagles conduct their strength training in the Al McGuire Center weight room, a state-of-the-art, 4,000-square foot facility that features 25 pieces of Hammer Strength equipment. In addition, it contains two Vertimax jump training stations, a specially designed speed and quickness area and over 15 pieces of cardio equipment by Life Fitness.*

*Under the direction of Head Strength and Conditioning Coach Scott Holsopple, the strength and conditioning program at Marquette benefits the athlete through an increase in flexibility, agility, strength and endurance that they experience. In addition, Holsopple's workouts provide a mental toughness that will help the player in crucial situations.*



# TH

*"The workouts made me stronger and quicker which helped me improve in every aspect of the game."*

– TRAVIS DIENER  
Class of 2005



# ACADEMIC SUPPORT

*Attending Marquette University not only provides a student athlete an opportunity to play college basketball at the highest level, but also allows him an opportunity to take advantage of a wealth of academic opportunities that are available.*

*Marquette University is committed to providing its student-athletes every opportunity to be successful off the court. Resources are available to student-athletes that allow them to achieve their academic goals while preparing them for success in the post-college life.*

*To prepare student-athletes for the challenges of life beyond the arena of competition, Marquette University has developed The Eagle Flight Plan. The plan was created to insure that athletes, who tend to be a segregated group on campus, have opportunities to develop as a "whole person."*

*The Eagle Flight Plan is designed to first help student-athletes bridge the gap between high school and college life. Programming in personal and academic development enhances student-athlete growth during their college years and helps them realize higher academic achievement along with a higher level of maturity and self-responsibility. The plan is also designed to connect college life to the world of work and to encourage students to make meaningful contributions to their communities.*

*Receiving a diploma from Marquette opens many doors to a successful career once college is over. Whatever your professional aspirations are, it's important to select a school that places a high priority on academics and allows you to take advantage of the educational opportunities available.*

*"The academic support staff at Marquette is dedicated to helping us succeed. They are always willing to provide assistance and go the extra mile in making sure that we are on track with our classes."*

*— JOE CHAPMAN  
Senior*



# TOM CREAN'S GRADUATES

## DID YOU KNOW?

- That 47 of 49 Marquette players have graduated over the past 15 years
- The Marquette Basketball program won the C-USA Sport Academic Award (*Highest GPA in the conference*) three times
- Former Marquette player Bart Miller received the 1999-2000 C-USA Basketball Student-Athlete of the Year Award
- Since 1984-85, Marquette University has graduated 93% of all student athletes



Marquette's Academic staff:  
Maureen Lewis,  
Tom Ford and  
Adrienne Trice



# NATIONAL MEDIA EXPOSURE

*The Marquette basketball program plays before national and regional television audiences while being reported upon by some of the largest newspapers in the country.*

*Marquette basketball is recognized on a state, regional, and national basis by both the print and electronic media. Media exposure is an integral part of building and maintaining a program and Marquette basketball has significant appeal around the country.*

*Marquette has made over 50 national television appearances since 2002 and will have no fewer than 12 games broadcast in 2005-06.*







# GAMEDAY

## AT MARQUETTE

*Marquette is 210-68 all-time in 17 seasons at the Bradley Center, including a remarkable 60-10 record over the last four years. The Golden Eagles have drawn 1.35 million fans since Tom Crean took over 1999 and are the only non-football school to rank among the top 20 nationally in attendance since 2003.*

In 2005, Marquette's average attendance ranked fourth in the BIG EAST and 21st in Division I.

Tom Crean has energized Marquette basketball fans and made the Bradley Center one of college basketball's toughest places to play. In six seasons under Crean's direction, Marquette has played in front of its top eight crowds of all-time.

### Marquette's Top 10 Crowds at the Bradley Center

1.	Louisville	February 15, 2003	<b>18,850</b>
2.	Cincinnati	March 1, 2003	<b>18,790</b>
3.	DePaul	March 1, 2002	<b>18,788</b>
4.	Louisville	February 16, 2002	<b>18,753</b>
5.	Cincinnati	February 2, 2002	<b>18,698</b>
6.	Wisconsin	December 14, 2002	<b>18,677</b>
7.	DePaul	January 24, 2004	<b>18,645</b>
8.	Wisconsin	December 11, 2004	<b>18,611</b>
9.	Cincinnati	February 25, 1993	<b>18,563</b>
10.	Wisconsin	December 23, 1998	<b>18,545</b>







# OFF THE COURT

## FIRST CLASS LIVING ACCOMMODATIONS

*Marquette basketball players enjoy first class living accommodations. All players live in Humphrey Hall, which has the largest rooms of any housing facility on campus. Two players reside in each two-bedroom apartment. The following is a list of just some of the Humphrey Hall amenities:*

- Almost 1,000 square feet of living space
- On-line computer access
- Kitchen with stove and refrigerator
- Central air conditioning
- Laundry facilities on each floor
- Walk-in closet in each bedroom
- Cable television
- Nine Windows
- Private bath
- Fully carpeted
- Two Large Bedrooms





## TRAVELING FIRST CLASS

To ensure that players are home to attend class the day after a road game, Marquette charts a Midwest Airlines airplane. The 60-seat carrier has all first-class seats and, more importantly, gets the team home the same night following a game and enables players to get to all their classes the next day.



## BASKETBALL TRAINING TABLE

The Marquette men's basketball team keeps its strength and energy up by eating healthy and nutritious meals at the team's training table. Located at the Alumni Memorial Union, just steps from Humphrey Hall, Marquette players choose from a variety of hot entrees, vegetables, fruits, cold cuts and salads in order to maintain a healthy diet which helps enhance their performance.



# MARQUETTE & THE NBA

Marquette has had 49 players selected in the NBA Draft and 12 in the ABA Draft beginning with its first, Gene Berce in 1948. In 2003, Dwyane Wade became the fourth Marquette basketball player to be selected in the first round when the Miami Heat made him the fifth overall selection.



Travis Diener

Dean Meminger

## MARQUETTE'S NBA & ABA PLAYERS

### GLENN ADAMS

1938-40 Sheboygan (NL)

### RALPH AMSDEN

1940-41 Sheboygan (NL)

### GENE BERCE

1948-49 Oshkosh (NL)

1949-50 Tri-Cities

### BRIAN BRUNKHORST

1968-69 Los Angeles (ABA)

### JIM CHONES

1972-73 New York (ABA)

1973-74 Carolina (ABA)

1974-79 Cleveland

1979-80 Los Angeles

1981-82 Washington

### TOM COPA

1991-92 San Antonio

1992 Houston

### CHRIS CRAWFORD

1997-present Atlanta

### TRAVIS DIENER

2005-present Orlando

### WILLIAM DOWNEY

1947-48 Providence (BAA)

### BO ELLIS

1977-80 Denver

### ED ERBAN

1941-42 Toledo (NL)

1943-46 Oshkosh (NL)

1946-47 Syracuse (NL)

### ERWIN GRAF

1938-39; 42-43 Sheboygan (NL)

### GEORGE HESIK

1938-39 Akron (NL)

1939-42 Sheboygan (NL)

### DON KOJIS

1963-64 Baltimore

1964-66 Detroit

1966-67 Chicago

1967-70 San Diego

1970-72 Seattle

1972-74 Kansas City; Omaha

1974-75 Kansas City

### WILLIAM KOMENICH

1941-43; 44-45 Oshkosh (NL)

### BOB LACKEY

1972-74 New York (ABA)

### BUTCH LEE

1978-79 Atlanta; Cleveland

1979-80 Cleveland

1980-81 Los Angeles

### MAURICE LUCAS

1974-76 St. Louis (ABA)

1976-80 Portland

1980-81 New Jersey

1981-82 New York

1982-85 Phoenix

1985-86 Los Angeles Clippers

1986-88 Seattle

### WALT MANGHAM

1961-63 Pittsburgh (ABL)

### JAMES MCCOY

1961-63 Pittsburgh (ABL)

### AMAL MCCASKILL

1996-97 Orlando

1998-99 Miami

2001-02 San Antonio

2003-04 Philadelphia

### WILLIAM MCDONALD

1940-44 Sheboygan (NL)

1944-45; 46-47 Chicago (NL)

### ALLIE MCGUIRE

1973-74 New York

### JIM MCILVAINE

1994-96 Washington

1996-98 Seattle

1998-2001 New Jersey

### LARRY MCNEILL

1973-76 Kansas City

1976-77 New York Nets;

Golden State

1977-78 Golden State;

Buffalo

1978-79 Detroit

### DEAN MEMINGER

1971-74 New York

1974-76 Atlanta

1976-77 New York

### RAY MORSTADT

1937-40 Akron (NL)

### Ed Mullen

1937-40 Oshkosh (NL)

### DAVE QUABIUS

1938-41 Sheboygan (NL)

1942-43 Oshkosh (NL)

### GLENN "DOC" RIVERS

1983-91 Atlanta

1991-92 Los Angeles Clippers

1992-94 New York

1994-96 San Antonio

### TONY SMITH

1990-94 Los Angeles Lakers

1994-95 Phoenix

1995-96 Phoenix, Miami

1996-97 Charlotte

1997-98 Milwaukee

### PAUL SOKODY

1938-42 Sheboygan (NL)

1942-43 Chicago (NL)

### EARL TATUM

1976-77 Los Angeles

1977-78 Los Angeles;

Indiana

1978-79 Boston;

Detroit

1979-80 Cleveland

### JOE THOMAS

1970-71 Phoenix

### GEORGE THOMPSON

1969-72 Pittsburgh

(ABA)

1972-74 Memphis (ABA)

1974-75 Milwaukee

### BERNARD TOONE

1979-80 Philadelphia

### DWYANE WADE

2003-present Miami

### LLOYD WALTON

1976-80 Milwaukee

1980-81 Kansas City

### JEROME WHITEHEAD

1978-80 San Diego

1980-81 Dallas; Utah;

Cleveland

1981-84 San Diego

1984-88 Golden State

### MICHAEL WILSON

1983 Washington

1985 New Jersey;

Cleveland

### SAM WORTHEN

1980-81 Chicago



Jim Chones



George Thompson



Dwyane Wade





## MARQUETTE ALL-TIME DRAFT PICKS

YEAR	PLAYER	TEAM	ROUND	OVERALL PICK
1948	Gene Berce	New York	NA	NA
1956	Terry Rand	Minneapolis	NA	NA
1960	Walt Mangham	New York	10	72
1961	Don Kojis	Chicago	2	21
1963	Dave Erickson	Detroit	4	31
1967	Bob Wolf	Chicago	7	70
1968	Brian Brunkhorst	New York	6	72
	Brad Luchini	Milwaukee	11	146
1969	George Thompson	Boston	5	66
1970	Joe Thomas	Phoenix	6	95
	Jeff Sewell	San Francisco	8	121
	Ric Cobb	Phoenix	12	190
1971	Dean Meminger	New York	1	16
	Gary Brell	Milwaukee	3	51
1972	Bob Lackey	Atlanta	5	71
1973	Larry McNeill	Kansas City-Omaha	2	25
	Jim Chones	Los Angeles	2	31
	Allie McGuire	New York	3	49
1974	Maurice Lucas	Chicago	2	14
	Marcus Washington	Houston	10	166
1975	Jerry Homan	New York	8	134
1976	Earl Tatum	Los Angeles	2	21
	Lloyd Walton	Milwaukee	3	40
1977	Bo Ellis	Washington	1	17
1978	Butch Lee	Atlanta	1	10
	Jerome Whitehead	Buffalo	2	41
	Jim Boylan	Buffalo	4	68
	Ulice Payne	Detroit	9	174
	Gary Rosenberger	Milwaukee	9	182
1979	Bernard Toone	Philadelphia	2	37
	Odell Ball	Denver	6	122
1980	Sam Worthen	Chicago	2	26
	Robert Byrd	Chicago	7	142
1981	Oliver Lee	Chicago	4	84
	Artie Green	Milwaukee	10	225
1982	Michael Wilson	Cleveland	3	47
	Dean Marquardt	Detroit	6	147
	Brian Nyenhuis	Detroit	7	170
1983	Glenn "Doc" Rivers	Atlanta	2	31
	Terrell Schlundt	Dallas	7	148
1984	Marc Marotta	New York	9	201
1985	Walter Downing	LA Lakers	6	138
1987	David Boone	Denver	4	77
1990	Tony Smith	LA Lakers	2	51
1994	Jim McLivaine	Washington	2	32
1996	Amal McCaskill	Orlando	2	49
1997	Chris Crawford	Atlanta	2	51
2003	Dwyane Wade	Miami	1	5
2005	Travis Diener	Orlando	2	38

## AMERICAN BASKETBALL ASSOCIATION (ABA) DRAFT SELECTIONS

YEAR	PLAYER	TEAM	ROUND
1967	Bob Wolf	New York	5
1968	Brian Brunkhorst	Los Angeles	12
1969	George Thompson	Minnesota	2
1970	Jeff Sewell	Indiana	15
1971	Dean Meminger	Indiana	7
	Gary Brell	Denver	12
1972	Jim Chones	New York	1
	Bob Lackey	New York	3
1972*	George Thompson	Memphis	1
1973	Maurice Lucas	Carolina	1
	Allie McGuire	Virginia	2
1974	Marcus Washington	Carolina	9

Jerome Whitehead

Earl Tatum

Jim McLivaine

Maurice Lucas

Butch Lee

Don Kojis

Bo Ellis

Lloyd Walton

Tony Smith

# DOC AND DWYANE

## GLENN "DOC" RIVERS

An All-American at Marquette in 1982, Doc closed out his career with 1,234 points and still ranks prominently among the school's all-time leaders in points, assists and steals.

Following his college days, Rivers enjoyed a 13-year career in the NBA playing for the Atlanta Hawks, Los Angeles Clippers, New York Knicks and San Antonio Spurs. During the course of his career, he averaged 10.9 points, 5.7 assists and 3.0 rebounds. Rivers was selected to play in the 1988 NBA All-Star Game and was honored by the Pro Basketball Writers with the 1990 J. Walter Kennedy Citizenship Award.

Following his retirement in 1996, Rivers joined TNT as a basketball analyst and served in that capacity until June 1999, when he was named the head coach of the Orlando Magic. In four-plus seasons at the helm of the Magic, he directed the club to three playoff appearances and in 2000 was awarded the Red Auerbach Trophy as the NBA's Coach of the Year.

In 2004, Rivers joined Al Michaels on ABC Sports' number one broadcast team for the NBA. Rivers returned to the sideline last season when the NBA's most storied franchise, the Boston Celtics, named him their head coach.

***"I came to Marquette University wanting to be a basketball player, and I got that and a lot more. The years I spent at MU were some of my best years...in basketball, the classroom, on campus, ...everywhere. You cannot beat the Marquette experience!"***

**—Doc Rivers**



**GLENN "DOC" RIVERS AND DWYANE WADE,  
BOTH FORMER MARQUETTE BASKETBALL STANDOUTS,  
ARE TWO OF THE NBA'S MOST RESPECTED FIGURES.**

## **DWYANE WADE**

One of the most decorated players in Marquette Basketball history, Dwyane Wade had a profound and successful impact during his three-year affiliation with the Golden Eagles' program. Wade helped lead Marquette to 53 victories, two NCAA appearances, the 2003 Final Four and the sixth best winning percentage in Division I in his two seasons of play.

Wade's unbelievable final season of play in 2002-03 resulted in a myriad of national recognition. He was named a first team Associated Press All-American, the school's first such selection since 1978, one of five finalists for the Wooden Award, and also garnered Conference USA's Player of the Year and Defensive Player of the Year awards.

Wade holds the school seasonal scoring record with 710 points and finished his career ranked among Marquette's all-time leaders in points, blocks and steals.

Selected with the fifth pick in the first round of the 2003 NBA Draft by the Miami Heat, Wade has become one of the NBA's brightest young stars. In just three seasons as a professional, Wade has reached the NBA's Conference Finals, been selected an all-star and played for his country in the 2004 Olympics.





# AFTER MARQUETTE

Former Marquette basketball players have gone on to successful careers in medicine, insurance, banking, sales, and government, just to name a few, as a result of their Marquette education. Some of those include:



**Craig Butrym**  
Vice President Network Services Group, Genuity




**Ric Cobb**  
Financial Account Executive,  
City Street



**Willie Hines, Jr.**  
City of Milwaukee  
Common Council Alderman

**Bronson Haase**  
President/CEO, Wisconsin Gas



**Dr. Jim Langenkamp**  
Orthopedic Surgeon



**Bob Chmielewski**  
Special Agent,  
Northwestern  
Mutual Life





**Gerry Hopfensperger**  
*Belvidere School Principal*



**Marc Marotta**  
*Secretary of Administration,  
State of Wisconsin*





**Allie McGuire**  
*Senior Vice President Sales,  
Fidelity Investments*



**Ulice Payne**  
*Chairman, Bradley Center Board of Directors  
President and CEO, Addison-Whitely LLC*



**Joe Thomas**  
*Assistant Legal Counsel,  
Wisconsin Department of Commerce*



**Maurice Lucas**  
*Executive Vice President,  
National Computer Services*



**Jim Smith**  
*Athletic Director,  
St. John's University (Minnesota)*



**George Thompson**  
*Vice President Corporate  
Communications,  
Engge & Stratton*



# QUALITY EDUCATION

Marquette University has been educating people of faith to be leaders in their professional lives, their communities and in society for more than 120 years. Since the first graduating class of five men were awarded bachelor of arts degrees in the 1880s, Marquette has grown into a modern coed campus serving more than 11,000 students and delivering nationally admired undergraduate, graduate and professional programs. The university's Catholic, Jesuit tradition is reflected in these outstanding academic opportunities as well as in the university's active and committed partnership with the surrounding community.

Today's Marquette students are working adults seeking advanced professional training, graduate students in search of unique research opportunities, students pursuing law and dental degrees, and undergraduate students who choose a university that offers all of the cultural and professional enrichment guaranteed by its location in the heart of the nation's 19th largest city.

Whether it's preparing students for their first job or putting graduate and professional scholars on the road to even greater success and achievement, Marquette's academic programs have what it takes. They're delivered by teacher-scholars at the top of their fields who are respected for funded research in areas ranging from the humanities to the sciences.

## CONSIDER THESE MEASURES OF ACADEMIC EXCELLENCE:

- U.S. News & World Report ranked Marquette No. 85 among national universities granting doctoral degrees for 2006.
- Graduate school rankings from U.S. News & World Report gave Marquette top scores as well. The Law School ranked in the top 100 for 2004 and 2005 and the dispute resolution program was 13th (2005); the College of Nursing's graduate programs scored 53rd (placing the college in the top 20 percent of programs around the country) and nursing-midwifery was 13th (2004); the part-time master's in business administration was ranked 11th (2004); the physical therapy program was ranked 16th (2005); the biomedical engineering program was 31st (2005); the physician assistant program was ranked 33rd (2004); the School of Education was ranked 68th (2005); speech-language pathology was ranked 72nd; and clinical psychology (doctorate) was ranked 113th (2005).
- Marquette was ranked in the top 10 of Entrepreneur magazine's annual ranking of the top entrepreneurial college programs in the nation for 2004.
- The Princeton Review named Marquette one of the best universities in the Midwest and among the top 20 schools "where students never stop studying" (2003).
- The American Psychological Association of Graduate Students named Marquette's Department of Counseling and Educational Psychology the Department of the Year in 2002 for its outstanding commitment to graduate students and faculty/ students relations.
- The College of Nursing offers one of only five Ph.D. programs with a teacher-scholar focus.
- Our medical school acceptance rate surpasses the national average.
- Alumni serve in senior leadership positions at major U.S. companies including Kimberly-Clark Corp., CDW Computer, Manpower Inc., the American Cancer Society, Fox Sports Network, Teen People magazine, Ebony magazine and the e-magazine Salon.com (that's just a few).
- Multiple alumni have won the venerated Pulitzer Prize for journalism.





A message from  
**ROBERT BLUST**

Dean of Admissions



## **MARQUETTE UNIVERSITY IS...**

### **CATHOLIC AND JESUIT**

Where much is expected of those who are given much. Where you will be asked questions without easy answers. Where men and women share their talents and compassion through service to others. Where God is part of the conversation. Where you will learn to appreciate life's rich gifts.

### **DIVERSE**

Where you will live and learn with 11,000 students from all over the world. Where you will meet students who look, think and act very much like you, and more who don't. Where common ground is established by understanding and embracing differences.

### **A UNIVERSITY**

Where a rigorous core curriculum will make you a sharper thinker, writer and speaker. Where you'll have instant and constant access to world-class faculty. Where passions for great teaching and great research intersect in great professors. Where six colleges and dozens of majors offer infinite possibilities.

### **IN THE CITY**

Where your classroom goes beyond your campus. Where countless internships and opportunities for fun are within minutes of campus. Where what you learn will be connected with what you can do with it.

### **TRANSFORMATIONAL**

Where you will learn to be a leader in your profession and a leader in your community. Where competence is nothing without compassion. Where you will realize you can make the world a better place. Where your moral compass will become a trusted instrument. Where you'll become the person you always wanted to be.

### **QUICK PROFILE**

**Location:** Milwaukee, Wisconsin

**Affiliation:** Catholic, Jesuit

**Founded:** 1881

**Named for:** Père (Father) Jacques Marquette, S.J.

**President:** Rev. Robert A. Wild, S.J.

**Campus:** approximately 80 acres  
13-acre outdoor athletic complex  
8 residence halls

**Students:** 7,775 undergraduates  
11,335 total students (including dental, graduate and law schools)  
All states and more than 80 countries represented in student population

**Student-to-faculty ratio:** 15 to 1  
Average lower-division class size: 28  
Average upper-division class size: 23

**Academic units:** Helen Way Klingler College of Arts and Sciences  
College of Business Administration  
J. William and Mary Diederich College of Communication  
College of Engineering  
College of Health Sciences  
College of Nursing  
School of Dentistry  
School of Education  
Law School  
College of Professional Studies

### **Student Organizations**

More than 185 student organizations, including:

- academic and professional
- multicultural
- performing arts
- student government and programming
- fraternities and sororities
- special interest
- service organizations
- university ministry

# WELCOME TO MILWAUKEE

*Welcome to Southeastern Wisconsin, the home of beautiful scenery and friendly people. Milwaukee has been nicknamed "A Great Place on a Great Lake," a name that really applies to the entire region, from Ozaukee County south to the Illinois state line and from Lake Michigan west to the glacial hills of Waukesha and Washington counties.*

*Nestled on the western shores of Lake Michigan, this region is the hidden jewel of the Upper Midwest. It blends small town ambiance and big city excitement into a way of living that quickly captures the hearts of newcomers, many of whom never want to move away. Southeastern Wisconsin offers a wealth of business and social opportunities. Its diversified economy is built on a firm foundation of industrial, high-tech and service jobs. The area's rich ethnic heritage has spawned a variety of colorful events and award-winning restaurants. But this is no news to people who live here. Southeastern Wisconsin has been a great home town since Native Americans arrived hundreds of years ago.*

For festivals and fun, Milwaukee can't be beat. From May through September the city vibrates with a dizzying array of activities, including parades, music festivals, ethnic celebrations and church socials, bicycle races, sailing regattas, block parties and art fairs.

Besides Marquette basketball, Milwaukee offers sports fans professional basketball, baseball, football, soccer and hockey.

There are more than 15,000 acres of parkland in Milwaukee County alone, or about one acre for every 60 residents. This includes several miles of public lakefront along the eastern edge of the downtown.

And for those who are itching to drive, there are many nearby attractions, both man-made and natural. Chicago and Madison are less than 90 minutes away, while Wisconsin's North Woods, Michigan's Upper Peninsula and beautiful Door County can be reached in just a few hours.

The city of Milwaukee is located on the western shore of Lake Michigan, about 90 miles north of Chicago. With a population of 612,740, it is the largest city in Wisconsin and the 17th-largest city in the nation.







# A FAMILY AFFAIR

*Led by head coach Tom Crean, the Marquette basketball family is a large, close-knit, selfless, team-oriented group that is committed to creating the best possible environment for the student-athlete. From the Crean Family, to members of the athletic department administrative staff, each will play a role in shaping the student-athletes' experience at Marquette University.*



*Crean Family*



*Rabedeaux Family*



*Panaggio Family*



*Kellaher Family*



*Maccoux Family*



*Deprey Family*




# MARQUETTE



*Broeker Family*



*Cords Family*



*Nasiopulos Family*



*Pintens Family*



*Grossman Family*



*Robert Family*



*McInerney Family*



*Raasch Family*




*Ford Family*



*Harbaugh Family*

# WHY MARQUETTE



**STEVE NOVAK** - Senior

*"I chose Marquette because there was no program I was interested in that was going to work as hard or win a national championship as quickly."*

**TRAVIS DIENER** - Class of 2005

*"Marquette has a great basketball tradition and to have been a part of that is something that I valued a great deal."*

**TERRY SANDERS** - Class of 2004

*"Looking back, I can honestly say that going to Marquette was the best thing that could have happened to me as a player, student and person. I have been part of an outstanding basketball program and have attended a great academic institution."*

**JEREL MCNEAL** - Freshman

*"I chose Marquette because it is a hard-working program with great tradition and a good family environment."*





**MARQUETTE**  
**UNIVERSITY**



**BE THE**  
**DIFFERENCE**



# MARQUETTE UNIVERSITY

## Our Mission

Marquette University is a Catholic, Jesuit university dedicated to serving God by serving our students and contributing to the advancement of knowledge. Our mission, therefore, is the search for truth, the discovery and sharing of knowledge, the fostering of personal and professional excellence, the promotion of a life of faith, and the development of leadership expressed in service to others. All this we pursue for the greater glory of God and the common benefit of the human community.

## Excellence

Our students, whether traditional or non-traditional, undergraduate, graduate or professional, come to Marquette University to share our commitment to pursuit of excellence in all things as a lifelong endeavor. They come to join a community whose members - faculty, staff, students, trustees, alumni and friends alike - believe that education must encompass the whole person: spiritual and moral as well as intellectual, the heart as well as the mind. And they come seeking the educational, professional and cultural advantages of a university located in the heart of the city. We, in turn, take seriously our responsibility to foster and support excellence in teaching and research, to keep a Marquette education accessible to a diverse population of students, and to offer personal attention and care to each member of the Marquette Community.

## Leadership

As a Jesuit university, Marquette embodies the intellectual and religious traditions of the Society of Jesus. Through an academically-rigorous, values-centered curriculum, our students receive a firm grounding in the liberal arts, preparation for work in a world of increasing complexity and diversity, and formation for life as ethical and informed leaders in their religious, cultural, professional and civic communities. They work with and learn from faculty who are true teacher-scholars, whose research not only advances the sum of human knowledge, but also informs their teaching, and whose commitment to students is fundamental to their intellectual and professional lives.

## Faith

As a Catholic university, we are committed to the unfettered pursuit of truth under the mutually illuminating powers of human intelligence and Christian faith. Our Catholic identity is expressed in our choices of curricula, our sponsorship of programs and activities devoted to the cultivation of our religious character, our ecumenical outlook, and our support of Catholic beliefs and values. Precisely because Catholicism at its best seeks to be inclusive, we are open to all who share our mission and seek the truth about God and the world, and we are firmly committed to academic freedom as the necessary precondition for that search. We welcome and benefit enormously from the diversity of seekers within our ranks, even as we freely choose and celebrate our own Catholic identity.

## Service


Through both our academic and co-curricular programs, Marquette strives to develop men and women who will dedicate their lives to the service of others, actively entering into the struggle for a more just society. We expect all members of the Marquette community, whatever their faith tradition, to give concrete expression to their beliefs by giving of themselves in service to those in need.

*All this we pursue for the greater glory of God and the common benefit of the human community.*





# MARQUETTE PRESIDENT ROBERT A. WILD, S.J.



Robert A. Wild, S.J., is the 22nd president of Marquette University. He began his duties as chief executive on June 17, 1996.

Under his leadership, Marquette has improved academic quality, increased and stabilized enrollment, and enhanced partnerships with the city of Milwaukee and community groups.

Father Wild is building on Marquette's core strengths: an academically rigorous, values-centered curriculum; solid, practical preparation for work in a world of increasing complexity and diversity; formation for life of students as ethical and informed leaders in their religious, cultural, professional and civic communities; and graduating women and men who will dedicate their lives to the service of others.

Under his leadership, the university in 2000 embraced a statement of shared vision for the future:

"Our vision is to provide a Catholic, Jesuit education that is genuinely transformational so that our students graduate not simply better educated but better people, and to do so with such

excellence that when asked to name the three or four best Catholic universities in America, people will include Marquette as a matter of course."

Marquette has established clear, measurable goals and specific strategies to achieve this long-term vision. Under Father Wild's leadership, the university has improved academic quality, increased and stabilized enrollment and enhanced partnerships with the City of Milwaukee and community groups. In 2005 Marquette completed the most successful comprehensive campaign in the history of the university raising a total of \$357 million. Marquette is committed to updating academic facilities for students in the 21st century: a new School of Dentistry opened in 2002, the John P. Raynor, S.J., Library was dedicated in 2003, and the Al McGuire Center, a practice facility for student-athletes, opened in 2004. Father Wild and his Marquette colleagues remain committed to providing students with a Catholic, Jesuit education in an atmosphere of care and faith.

Immediately prior to assuming the Marquette presidency, from 1992 to 1996, Father Wild served as president of the Weston Jesuit School of Theology in Cambridge, Mass., a graduate school that trains clergy and laity for leadership roles in the Catholic Church. From 1985 to 1991, he served as provincial of the Chicago Province of the Society of Jesus, directing the activities of Jesuits in northern Illinois, Indiana, Kentucky and southwestern Ohio. A biblical scholar and author of two books and numerous scholarly articles, Father Wild taught theology at Marquette from 1975 to 1984. He has been a member of the university's Board of Trustees since 1990.

Father Wild, 65, is a native of Chicago. He holds a doctoral degree in New Testament and Christian origins from Harvard University, a master's degree in classical languages, a bachelor's degree in Latin from Loyola University Chicago, and a licentiate in theology from the Jesuit School of Theology in Chicago. He has held visiting professorships at Loyola University Chicago and the Pontifical Biblical Institute in Rome. Father Wild began his teaching career at Xavier High School in Cincinnati, where he taught Latin, Greek and speech and debate from 1964 to 1967. He entered the Society of Jesus in 1957 and was ordained to the priesthood in 1970.

Father Wild is chair of the Wisconsin Association of Independent Colleges and Universities and a member of the boards of St. Joseph's University, the Association of Jesuit Colleges and Universities, the Big East Conference, the President's Advisory Council for Opportunity in Education, the Greater Milwaukee Committee, and the Metropolitan Milwaukee Association of Commerce.



MARQUETTE PRESIDENT







# MARQUETTE LEADERSHIP



**Madeline Wake, Ph.D.**  
**Provost**

*"In my 27 years at the university, I have noted its essence. Marquette faculty, staff and students stretch themselves in striving for academic excellence as well as for transformation of self and society. From world class faculty scholar to new student, shared values permeate our university community and make it a truly distinctive place to be."*

Madeline Musante Wake, Ph.D., R.N., is the provost of Marquette University. Reporting to the president, the provost is responsible for academic affairs and institutional planning.

The provost provides intellectual vision and strong leadership for the 10 academic deans and the dean of libraries.

Prior to her current role, Wake was dean (for nine years) and faculty member in nursing management at Marquette since 1977. She has held administrative positions as assistant director of the university division of continuing education, hospital nurse administrator and chair of a hospital board of directors.

Wake has spoken nationally for the American Organization of Nurse Executives, the American Nurses Association, the American Association of Critical-care Nurses and the American Association of Colleges of Nursing, and internationally on various topics in nursing management and education. She chaired the task force

for the Second International Conference on Intensive Care Nursing held in The Hague, the Netherlands, in 1986. She has consulted on continuing education, effective nursing departments, financial management in nursing education and strategic planning. Active in professional associations, she was president of the American Diabetes Association ó Wisconsin Affiliate, chaired the program committee for the 1983 AACN National Teaching Institute and was a member of the American Nurses Association 1992 Convention Education Program Committee. She was the chairperson of the Jesuit Conference of Nursing Programs from 1996 to 1998. She was elected to the board and served as treasurer of the American Association of Colleges of Nursing from 1999 to 2002.

The theme of Wake's work is innovation and pushing out the boundaries of nursing and higher education. Her publications include research on effective instruction in continuing education and her 1989 and 1992 studies of nursing care delivery systems in U.S. hospitals. She studied multinational perspectives on nursing diagnoses with colleagues in Belgium, Canada, Columbia, England, France and the United States. From 1992 to 1999, she was a member of the eight-person core team developing the International Classification for Nursing Practice with the International Council of Nurses based in Geneva. She was selected as a distinguished lecturer for 1990-91 for Sigma Theta Tau International (the nursing honor society), was admitted as a fellow of the American Academy of Nursing in 1994, and was awarded the Sacagawea Award for community leadership in 2000. In 2001, she and three other Wisconsin nurse leaders founded the Wisconsin Nursing Redesign Consortium, a collaborative effort of health care and educational institutions focused on role and system redesign of the nursing work force.

Wake received her diploma from St. Francis Hospital School of Nursing in Hartford, Conn.; her B.S.N. and M.S.N. from Marquette University; and, Ph.D. with a major in urban education and a minor in nursing from the University of Wisconsin-Milwaukee.



**Greg Kliebhan**  
**Senior Vice President**

*"Marquette University is an extraordinary place in so many ways for so many people. I cherish the opportunity to be invited to work in this Jesuit institution - an opportunity given to very few. Having completed by 28th year as an employee this past summer, I am reminded how fortunate I am to be part of something so worthy of my devotion. Marquette University is my vocation"*

Greg Kliebhan is the senior vice president of Marquette University. Reporting to the president, Kliebhan is responsible for top university support functions, which include these divisions: Administration, Finance, General Counsel, Public Affairs, Student Affairs and University Advancement.

Kliebhan has strong Marquette University legacy roots and a deep family allegiance. His father, wife Linda, daughters Kelly and Katy, brother, sister and brother-in-law are all Marquette alumni.

Kliebhan, himself, is a product of a Marquette education, having earned his undergraduate degree in 1973 from the College of Liberal Arts (now Arts and Sciences). He went on to earn his M.B.A. at the University of Illinois at Urbana ó Champaign. He was very pleased to return to Marquette in 1976 to join the university's administrative team as a management analyst.

Since that time, Kliebhan has assumed increasing responsibility for university administration, finance and planning, and has held more than a dozen positions including key strategic positions such as budget director, director of budget and institutional research, vice president for planning, vice president for administration, interim vice president for university advancement, corporate secretary, and now senior vice president and corporate treasurer.

Every team of employees Kliebhan has led at Marquette has been strongly encouraged to share his personal philosophy to dedicate themselves completely to the university and its students.

Kliebhan and his wife Linda, who graduated from Marquette in 1974 as a physical therapist, consistently bring a similar commitment to volunteer activities. As a couple, they served as president of Kelly and Katy's high school parents association at Divine Savior/Holy Angels (DSHA). Greg also was active in the family's parish school, Sts. Cecilia and James School, including serving as coach of the girls' basketball team for eight years. He also coached grade school and high school AAU basketball teams for many years.

In addition to his role as Marquette's corporate treasurer, Kliebhan currently serves on the board of the Bridging the Gap Learning Center, a choice school in Marquette's neighborhood, and has served on the board of DSHA High School.

FN

MARQUETTE LEADERSHIP





# MARQUETTE UNIVERSITY LEADERSHIP COUNCIL



Dr. Margaret L. Bloom  
Vice Provost for Undergraduate  
Programs and Teaching



Dr. William R. Wiener  
Vice Provost for Research and Dean  
of the Graduate School



Stephanie Russell, Arts '83  
Executive Director for  
University Mission and Identity



Rana H. Altenburg, Arts '88  
Vice President for Public Affairs




Cynthia M. Bauer, Arts '79, Law '83  
Vice President and General Counsel



Patricia Geraghty  
Acting Vice President for  
Marketing and Communication



John C. Lamb, Arts '74, Grad '76  
Vice President for Finance



Rev. Andrew J. Thon, S.J.  
Vice President for Student Affairs



Arthur F. Scheuber  
Vice President for Administration



Julie Tolan  
Vice President for University  
Advancement



Dr. Lea T. Acord  
Dean of the College of Nursing



Dr. Michael A. McKinney  
Dean of the Helen Way Klingler  
College of Arts and Sciences





# MARQUETTE ACADEMIC PROGRAMS



**Dr. Michael McKinney**  
**Dean**  
**Helen Way Klingler**  
**College of Arts and Sciences**

The Helen Way Klingler College of Arts and Sciences is the heart of Marquette University, embodying in its programs the university's mission of "the search for truth, the discovery and sharing of knowledge, the fostering of personal and professional excellence, the promotion of a life of faith, and the development of leadership expressed in service to others." The College provides the intellectual foundation for Marquette's academic enterprise through dialogue within and among the disciplines of the arts and sciences. This dialogue is the basis for the serious intellectual engagement of faith and reason, and for the education of the whole person — the rigorous, holistic exploration of the intellectual, moral and spiritual dimensions of human life.

The education of the whole person at Marquette begins with the core curriculum. The Klingler College of Arts and Sciences builds on the University Core of Common Studies through a College Curriculum for the Bachelor of Arts and a College Curriculum for the Bachelor of Science that integrate traditional Jesuit principles and educational structures with the demands of an increasingly globalized and rapidly changing world. The Arts and Sciences Curricula are organized around three central goals for student learning: first, the development of fundamental skills of critical inquiry, analysis, and expression; second, the development of appreciation for the spiritual and creative dimensions of human life and culture; and, third, the development of a responsible commitment to the broader social and political communities in which they live. These goals envision the Curriculum as a foundation for students' intellectual growth as they pursue their majors and professional disciplines, and for developing "men and women who will dedicate their lives to the service of others."

Each College Curriculum in the Klingler College of Arts and Sciences challenges students to embrace, seek to understand, and actively engage the complexities of the world in which they live. To achieve its goals, the College Curriculum for the Bachelor of Arts integrates multi-disciplinary based inquiry and thematic seminars. The disciplines of arts and sciences share a deep commitment to advancing the theoretically informed pursuit of knowledge. Courses drawn from the different disciplines within the humanities, natural sciences, and social sciences provide a context of different perspectives and multiple methods of inquiry. Knowledge obtained through discipline-based inquiry is particularly valuable when integrated and applied. The College Curriculum for the Bachelor of Arts facilitates this process through advanced seminars offered across the College. Grounded in the tradition of Jesuit education, these seminars focus on enduring questions of faith and reason.



**Dr. David Shrock**  
**Dean**  
**College of Business Administration**

The mission of the College of Business Administration is to provide a quality education grounded in Catholic, Jesuit values that enables students to function effectively and ethically in a diverse workplace and global economy. Our goal is to foster a community of scholars committed to improvement and collaboration, and to enhance interaction with business and service organizations. In doing this, we create a superior environment for our students to learn and develop.



**Dr. Ana C. Garner**  
**Interim Dean**  
**J. William and Mary Diederich**  
**College of Communication**

Students in the College of Communication develop knowledge and skills leading to professional careers in communication and performing arts. The University Core of Common Studies and additional courses taken in the arts and sciences provide College of Communication students with general knowledge about human behavior, faith and culture. This broad-based learning is necessary for responsible citizenship in a constantly changing world.

The college stresses the integration of theory with practice through student work opportunities in our various Student Media outlets and through professional internships. Our many clubs and student activities provide students with the opportunity to develop leadership skills that will provide the foundation for continued intellectual and professional development. The college emphasis on community service and ethical learning helps to prepare our graduates to serve the cause of social justice throughout their careers.



**Dr. William K. Lobb**  
**Dean**  
**College of Dentistry**

Marquette University is at the forefront of dental education every step you take in our four-year program will be guided by faculty and practicing professionals who uphold Marquette's vision: to train highly skilled oral health care practitioners to bring top quality dental care to urban and rural communities across the country — and around the world.

Our beautiful 120,000-square-foot dental school and clinic — Wisconsin's only — offers the most advanced clinical resources and instructional technology available, supporting a dramatically different, one-of-a kind curriculum developed by our faculty to better prepare students for dental practice and patient care.

What does all this mean to you? For starters, you'll learn and practice in a patient-centered environment that resembles the real world of dentistry, one that will help you understand the link between oral and physical health.

You'll attend fewer traditional lectures because more of your time will be spent working with patients. You'll participate in university outreach programs at urban, rural and special-patient clinics, getting firsthand experience in public health. You'll begin refining hand skills your first year.

You'll also be immersed in a rigorous learning model that combines training in advanced dental practices with access to faculty experts committed to advancing dental knowledge through their own innovative research.

Bottom line? You'll be prepared to enter practice, immediately upon graduation. Another reason to consider Marquette University is our Catholic, Jesuit tradition. Marquette's School of Dentistry is a professional school at the gateway of one of the country's most reputable universities.

We're an urban campus, right next door to downtown Milwaukee — one of America's most livable cities.







# MARQUETTE ACADEMIC PROGRAMS



**Dr. William Henk**  
Dean  
College of Education

The School of Education is committed to preparing teachers and educational specialists who uphold the Jesuit traditions of cura personalis (care for the whole person), social justice, academic excellence, ethical behavior, and service to the urban community. The sequence of professional courses offered by the School of Education is designed to support these traditions by integrating the theoretical and practical dimensions of teaching and by providing opportunities for students to experience the implementation of both dimensions in Milwaukee area public, private, and parochial schools. Further, the importance of subject matter knowledge, culturally and developmentally relevant pedagogy, and technological applications in enhancing student learning is emphasized throughout coursework and field experiences. Observation, tutoring, and small group instruction in a wide variety of settings are integral to the program, providing a solid foundation for successful student teaching experiences and entry to the profession.

The teacher preparation programs offered by the School of Education have been developed to satisfy the University Core of Common Studies requirements and to meet the Wisconsin Department of Public Instruction Certification Code. Students who are preparing to teach are expected to demonstrate knowledge, skills, and dispositions in ten areas which have been identified by the Department of Public Instruction and in two additional areas which have been specified by the School of Education: commitment to social justice and integration of technology. Assessment of student outcomes occurs at multiple intervals throughout the program. In order to ensure that students are well-prepared to enter the teaching profession, School of Education course goals and objectives are carefully aligned with proficiencies associated with quality teaching.

The teacher preparation programs offered by the School of Education have been developed to satisfy the University Core of Common Studies requirements and to meet the Wisconsin Department of Public Instruction Certification Code. Students who are preparing to teach are expected to demonstrate knowledge, skills, and dispositions in ten areas which have been identified by the Department of Public Instruction and in two additional areas which have been specified by the School of Education: commitment to social justice and integration of technology. Assessment of student outcomes occurs at multiple intervals throughout the program. In order to ensure that students are well-prepared to enter the teaching profession, School of Education course goals and objectives are carefully aligned with proficiencies associated with quality teaching.



**Dr. Stanley V. Jaskolski**  
Dean  
College of Engineering

The mission of the Marquette University College of Engineering is to prepare undergraduate and graduate students for successful careers based on a strong ethical and moral foundation, to advance the state of the art in engineering, to serve the professional and technical communities and to contribute to our global society. These statements reflect the essential nature of the college. The motivation of the college centers about its desire to emphasize to the engineering community the intrinsic value of humankind and of the individuals who comprise it. This motivation flows directly from the fact that the college is an integral part of a Catholic, Jesuit university.

The mission of the Marquette University College of Engineering is to prepare undergraduate and graduate students for successful careers based on a strong ethical and moral foundation, to advance the state of the art in engineering, to serve the professional and technical communities and to contribute to our global society. These statements reflect the essential nature of the college. The motivation of the college centers about its desire to emphasize to the engineering community the intrinsic value of humankind and of the individuals who comprise it. This motivation flows directly from the fact that the college is an integral part of a Catholic, Jesuit university.



**Dr. Jack C. Brooks**  
Dean  
College of Health Sciences

The College of Health Sciences has the mission of preparing students for careers in the health sciences and as health care providers. It is dedicated to improving health care by educating excellent, ethical health care professionals through a program of teaching, research and service. Students are instilled with the Jesuit ideals of concern for the spiritual, emotional and physical development of the individual as well as a lifelong commitment to leadership in the advancement of their personal skills and profession. The college has specially designed programs that invite participation by minority and disadvantaged students in health related careers.

The College of Health Sciences has the mission of preparing students for careers in the health sciences and as health care providers. It is dedicated to improving health care by educating excellent, ethical health care professionals through a program of teaching, research and service. Students are instilled with the Jesuit ideals of concern for the spiritual, emotional and physical development of the individual as well as a lifelong commitment to leadership in the advancement of their personal skills and profession. The college has specially designed programs that invite participation by minority and disadvantaged students in health related careers.



**Dr. Leah T. Accord**  
Dean  
College of Nursing

The mission of the College of Nursing emerges from the mission of the university to provide a rigorous liberal education grounded in Judeo-Christian ideals and disciplined in the Jesuit tradition. Marquette University nursing students are prepared for lives of faith and service and to promote the worth of all persons, to assure professional competence, to respect the pursuit for truth, and to uphold a high standard of personal integrity. The faculty recognize their central responsibilities as influencing health, health care, and health care policy through quality instructional programs, generation and dissemination of nursing knowledge, active involvement in the community and the profession, and collaborative endeavors. Faculty recognize caring as essential to preparation for professional nursing practice. This preparation includes liberal and professional knowledge; clinical, cognitive and leadership skills; and personal and professional values.

The mission of the College of Nursing emerges from the mission of the university to provide a rigorous liberal education grounded in Judeo-Christian ideals and disciplined in the Jesuit tradition. Marquette University nursing students are prepared for lives of faith and service and to promote the worth of all persons, to assure professional competence, to respect the pursuit for truth, and to uphold a high standard of personal integrity. The faculty recognize their central responsibilities as influencing health, health care, and health care policy through quality instructional programs, generation and dissemination of nursing knowledge, active involvement in the community and the profession, and collaborative endeavors. Faculty recognize caring as essential to preparation for professional nursing practice. This preparation includes liberal and professional knowledge; clinical, cognitive and leadership skills; and personal and professional values.



**Mr. Joseph Kearney**  
Dean  
Law School

For more than a century, Marquette University Law School has been committed to educating men and women to serve the public interest by becoming highly skilled, ethical, and moral attorneys. Traditionally, the curriculum emphasized the practical aspects of legal training. In recent years that emphasis has expanded to include particular excellence in the areas of intellectual property, alternative dispute resolution, sports law, business and commercial law, international law, criminal law and procedure, children and the law, and litigation-related courses. The National Sports Law Institute, the premiere sports law program in the United States, is part of the Law School. Our 5500 alumni/ae serve in a broad range of legal, public, and corporate positions throughout the U.S.

For more than a century, Marquette University Law School has been committed to educating men and women to serve the public interest by becoming highly skilled, ethical, and moral attorneys. Traditionally, the curriculum emphasized the practical aspects of legal training. In recent years that emphasis has expanded to include particular excellence in the areas of intellectual property, alternative dispute resolution, sports law, business and commercial law, international law, criminal law and procedure, children and the law, and litigation-related courses. The National Sports Law Institute, the premiere sports law program in the United States, is part of the Law School. Our 5500 alumni/ae serve in a broad range of legal, public, and corporate positions throughout the U.S.

The Catholic and Jesuit nature of the institution translates into a specific concern for the well-being of each individual, whether he or she is a law student, a legal client, or the victim of a crime. Persons of all religious backgrounds attend the Law School, serve on our faculty, and are valued in our law school community. The Law School is committed to academic freedom, the broadest possible scope of inquiry, and the examination of any subject.



**Dr. Robert J. Deahl**  
Dean  
College of Professional Studies

The College of Professional Studies is designed to serve the busy lifestyles of working adults. This premier college for adult learners offers convenient weekend and weeknight classes with a curriculum focused on the changing needs of a changing society. Classes are held at two locations: Milwaukee and Waukesha. For individuals pursuing or advancing their careers or aspiring to leadership roles in business, social and professional organizations, this college offers its graduates the credentials needed for career advancement. Adult learners will find the College of Professional Studies an excellent way to ease into today's business world. Becoming a Marquette University student offers you the advantage of a quality education that can be put to immediate use. In keeping with Marquette's Jesuit mission, the college educates the whole person in a value-centered and professionally oriented applications-based curriculum.

The College of Professional Studies is designed to serve the busy lifestyles of working adults. This premier college for adult learners offers convenient weekend and weeknight classes with a curriculum focused on the changing needs of a changing society. Classes are held at two locations: Milwaukee and Waukesha. For individuals pursuing or advancing their careers or aspiring to leadership roles in business, social and professional organizations, this college offers its graduates the credentials needed for career advancement. Adult learners will find the College of Professional Studies an excellent way to ease into today's business world. Becoming a Marquette University student offers you the advantage of a quality education that can be put to immediate use. In keeping with Marquette's Jesuit mission, the college educates the whole person in a value-centered and professionally oriented applications-based curriculum.

The mission of the college is to provide diverse adult learners with a values-based education that results in a commitment to competently, courageously and ethically apply themselves to the conscious, effective, lifelong transformation of their professional situations and personal lives.





# MARQUETTE ALUMNI

The Marquette University Alumni Association (MUAA) develops alumni programming that encompasses the spiritual, educational, social and service components of the university's mission; brings alumni together based on affinity and interest; and supports Marquette's enrollment, retention, fund-raising, marketing and diversity efforts. MUAA signature events include Alumni Reunion Weekend, Alumni Awards Weekend, National Service Day and National Marquette Day.

The MUAA is an umbrella organization composed of more than 30 geographic clubs, eight college-based alumni associations, and four interest-based associations, all governed by a 27-member board of directors. Since 1891, the MUAA has served Marquette and the more than 100,000 Marquette alumni residing in the United States and 80 foreign countries.

## NOTABLE MARQUETTE ALUMNI

Kathleen M. Quinn Abernathy, College of Speech 1982  
Commissioner, Federal Communications Commission  
(term expires 6/30/2005)

Joy T. Bennett Kinnon, College of Journalism 1979  
Senior Editor, Ebony

Richard A. Burke, College of Business Administration 1956  
Co-founder and Chairman, Trek Corp.

Richard Burton, Graduate School 1991  
Commissioner, Australian National Basketball League (NBL)

Colleen Carroll Campbell, Helen Way Klingler College of Arts and Sciences 1996  
Fellow, Ethics and Public Policy Center, Washington, D.C.  
Author, *The new faithful: why young adults are embracing Christian orthodoxy*

Gail Gleason Collins, College of Journalism 1967  
Editorial page editor, *The New York Times*

Steven J. Douglass, College of Business Administration 1971  
President and Chief Executive Officer, Payless Shoesource

Margaret A. Drain, Helen Way Klingler College of Arts and Sciences 1967  
Vice President of National Programming, WGBH Boston

Dr. Leona Patt Franciosi, Graduate School 1996  
President, World Federation for Mental Health

Kathleen Hall Jamieson, College of Speech 1967  
Dean, Annenberg School for Communication  
University of Pennsylvania

Jeffrey Joerres, College of Business Administration 1983  
Chairman, President and Chief Executive Officer, Manpower

Felicia Mabuzo-Suttle, College of Journalism 1977, Graduate School 1978  
Former host, *The Felicia Show*, South Africa television (12 years)

Rep. Gwendolynne S. Moore, Helen Way Klingler College of Arts and Sciences 1978  
U.S. Congresswoman

Glenn "Doc" Rivers, Helen Way Klingler College of Arts and Sciences 1985  
Head Coach, Boston Celtics

Steve Rushin, College of Journalism 1988  
Columnist, *Sports Illustrated*

John J. Stollenwerk, College of Speech 1961, Graduate School 1966  
Chairman and Chief Executive Officer  
Allen-Edmonds Shoe Corp.

Marianne Szymanski, Helen Way Klingler College of Arts and Sciences 1989  
Founder and President, Toy Tips Inc.  
Publisher of *Toy Tips.com* and *Kid Tips Magazine*

Dwyane Wade, student in the College of Communication  
Guard, Miami Heat, NBA

## MARQUETTE ALUMNI IN ATHLETIC ADMINISTRATION



Bob Harlan  
President & CEO  
Green Bay Packers



Ulice Payne  
Chairman of the Board  
Bradley Center



John Steinmiller  
Vice President, Business Operations  
Milwaukee Bucks

110

MARQUETTE ALUMNI





# MARQUETTE ATHLETICS DIRECTOR BILL CORDS



Bill Cords is in his 19th year at Marquette University. The native of Butte, Montana enjoyed a seven-year high school teaching and coaching career in Montana before leaving in 1971 for Washington State University. During his 11 years at WSU he served as head freshman football coach, assistant varsity football coach, director of intramurals, academic advisor, assistant athletics director and associate athletics director while earning a master's degree and completing doctoral work in education administration.

In 1982, he became the athletics director at the UTEP. During that five-year tenure, a strong broad-based program was developed with a rapidly improving football program, development of a women's athletic conference, a very successful men's basketball program, and highlighted by the elimination of a previous \$1 million deficit.

In 1987, Cords accepted the position of director of athletics at Marquette. From that time Marquette moved from independent status to the Midwestern Collegiate Conference (MCC) in 1988-89, a charter membership in the very successful and widely-respected Great Midwest Conference from 1990-95, a charter membership in the nationally prominent and prestigious Conference USA from 1995-2005, membership in the BIG EAST Conference.

The mission of the Department of Intercollegiate Athletics is to strive for excellence in academics, athletics, leadership and service to others. Marquette student-athletes, teams and coaches across the broad spectrum of the program continue to achieve academic, athletic, personal and professional prominence at the conference, regional and national levels.

"We are very proud of our students and coaches. They take great pride in representing Marquette and do so striving to be the very best they can be as people, students and athletes," remarked Cords.

Attendance at men's basketball games continues to rank among the top 20 nationally. Women's basketball attendance continues to improve along with that of volleyball and men's and women's soccer.

Marquette has hosted conference championships in men's and women's basketball, cross country, men's soccer, men's and women's tennis and men's and women's outdoor track and field. Marquette has hosted very successful NCAA Men's Basketball Championship First and Second Rounds in 1992, 1996, 1999, and 2004. Marquette also hosted the NCAA Women's Basketball Midwest Regional in 2002.

Beginning July 1, 1993, he assumed responsibility as director of the Department of Intercollegiate Athletics and Recreational Sports which combined the activities of intercollegiate athletics, intramurals, club sports and open recreation. This allowed the department to provide more services to the community, in particular the inauguration of the summertime National Youth Sports Program (NYSP) designed to benefit underprivileged youth in the Milwaukee area, while encouraging community use of Marquette facilities such as the Valley Fields Complex, Rec Plex, Helfaer Tennis Stadium, Helfaer Recreation Center and Marquette Gym.

Cords was honored nationally by his peers as the 1999 NACDA/Continental Regional (Central) I-AA/I-AAA Athletic Director of the Year.

"This award is not about one individual," said Cords. "It is a recognition, at the national level, of the support, hard work and dedication of students, coaches, staff, fans and administration over the past 12 years."

"It is an individual honor, but more importantly it is a very positive recognition of Marquette University and all of the people who have and continue to make our program better and stronger."

## MARQUETTE HEAD COACHES



**Steve Adlard**  
Men's Soccer



**Jody Bronson**  
Women's Tennis



**Tim Grogan**  
Golf



**Terri Mitchell**  
Women's Basketball



**Steve Rodecap**  
Men's Tennis



**Markus Roeders**  
Women's Soccer



**Pati Rolf**  
Volleyball



**Dave Uhrich**  
Cross Country/Track & Field







# MARQUETTE ATHLETICS ADMINISTRATION



**Sarah Bobert**  
**Associate Athletics Director**  
**Internal Operations/SWA**

Sarah Bobert is in her sixth year on the Marquette athletics staff and oversees the business operations of the Athletic Department. In her position, she is responsible for budget development and management, financial processing and reporting, oversight of facility management, all departmental human resources elements and other internal matters.

Prior to joining the staff in October of 2000, Bobert worked at the NCAA. She served the NCAA since 1989 in a number of business related areas including acting as the Business Services Manager, Accounting Manager, and Senior Accountant.

Some of her duties there also included preparing the financial summaries for the Division I Men's and Women's Basketball Championship, the Division I Baseball Championship and the I-AA Football Championship as well as developing the NCAA's annual budget.

Bobert earned her bachelor's degree in business administration from Wisconsin-Stout in 1989.

She and her husband, Clark, have two children, Bailee and Cody.



**Michael Broeker**  
**Associate Athletics Director**  
**Marketing & Communications**

Mike Broeker is in his third year at Marquette University and first as Associate Athletics Director. In his capacity, Broeker oversees the marketing, media and public relations, and ticket operations for Marquette's 14 Division I program as well as serving as the primary contact for men's basketball.

Broeker joined the Marquette Athletics staff in November 2003 as Assistant Athletic Director for Media Relations, after nearly four years as a member of the basketball communications group at the National Basketball Association (NBA).

While at the NBA, he worked to generate awareness and publicity for the league, its executive staff, events and initiatives and served as the primary contact for local and national electronic media outlets. Broeker was the point person for electronic media at four NBA Drafts, three NBA All-Star games and three NBA Finals.

Prior to working with the NBA, Broeker spent two years working in the communications group for the Women's Tennis Association (WTA Tour), the largest professional tennis circuit for women in the world. He served as a primary on-site media contact for high-profile events including Wimbledon, the Australian Open, the U.S. Open, and the French Open.

A graduate of Siena College, Broeker earned a bachelor of arts in English in 1997 and worked as a Marketing/Sports Information Assistant in Siena's Athletic Department until 1998.

Broeker and his wife, Anne, currently reside in Whitefish Bay.



**Danielle Fitzgerald**  
**Associate Athletics Director**  
**Compliance**

Danielle Fitzgerald is in her fourth year on the Marquette athletics staff and oversees Marquette's student-athletes, athletics staff and boosters to ensure they follow NCAA guidelines.

Prior to Marquette, Fitzgerald worked at Creighton University as a Compliance Coordinator and External Operations Assistant. From 1997 until 2001, she served a dual role as Assistant Softball Coach and Assistant Compliance Coordinator.

A member of the Creighton University softball team from 1995-1997, Fitzgerald was a 1995 Academic All-Conference Team honorable mention selection. Fitzgerald earned a bachelor of arts in Journalism from Creighton in 1997.





# MARQUETTE ATHLETICS ADMINISTRATION



**Tom Ford**  
**Associate Athletics Director**  
**Academic Support & Student Programs**


Tom Ford is in his 16th year on the Marquette Athletics staff and he oversees the academic support center at the Al McGuire Center, as well as running the NCAA Life Skills Program (Eagle Flight Plan) for Marquette's student-athletes.

Ford's office offers programs designed to meet the special needs of student-athletes, including an orientation program, mentor program, tutoring, writing labs, study hall, computer lab, coordination of volunteer services, on-going drug and alcohol education program, career planning, job search assistance for seniors and summer employment services.

Prior to coming to Marquette, Ford served as an advisor/mentor at Wis.-Parkside. From 1982-87, he was the assistant director for the Educational Opportunity Program at the New Jersey Institute of Technology.

Ford graduated from Wis.-Parkside with a bachelor's degree in English in 1972 and received his masters in Education from Carthage College in 1999.

Ford and his wife, Susan, have two children, Jesse and Casey.



**Jack Harbaugh**  
**Associate Athletics Director**

Jack Harbaugh is in his third year on the Marquette athletics staff as Associate Athletics Director. In his role, Harbaugh is responsible for a wide range of athletic-related advancement and community relations activities.

Prior to joining Marquette, Harbaugh guided the Western Kentucky football team to a 12-3 record in 2002 and a NCAA I-AA national championship. He spent 14 years (1989-2002) at the helm of the Hilltoppers and led them to a record of 91-68, the second highest win total in the school's history. In 2002, he was named the I-AA Coach of the Year and in 1997 was named I-AA Independent Coach of the Year.

Prior to Western Kentucky, Harbaugh was the head coach at Western Michigan for five years. A veteran of 41 years in the coaching ranks, he also held assistant coaching positions with Pittsburgh, Michigan, Iowa, Stanford, Bowling Green State and Morehead State.

As an athlete, Harbaugh played college football at Bowling Green State where he earned three letters as a defensive back and a quarterback. He also earned two letters in baseball. He earned a bachelor's degree in physical education and master's in health and physical education at Bowling Green State.

Harbaugh and his wife, Jackie, have three children - John, an assistant football coach with the Philadelphia Eagles; Jim, a former All-Pro quarterback in the NFL who now the head football coach at the University of San Diego; and Joani, wife of Marquette men's basketball head coach Tom Crean.



**Paul McNerny, Ph.D.**  
**Chief Athletics Advancement**  
**Officer**

Paul McNerny is in his second year as Chief Athletic Advancement Officer at Marquette University. McNerny is responsible for major gifts, endowments, fund raising and special projects for intercollegiate athletics. He joins Marquette from Dominican High School, where he has served as president since 1995.

An alumnus of Marquette University, McNerny earned two degrees from the school; a bachelor of arts in 1972 and a Ph.D. in Foundations of Education in 1989. Following a successful two-year journalism career in North Dakota, he returned to his alma mater in 1976 as an administrator in the university's office of public affairs.

For the next 19 years, McNerny served the university in various administrative capacities including director of media relations and publications and senior advancement officer. In 1995, he joined Dominican High School as its chief administrator responsible for the overall direction of the school's strategic planning, marketing, fund raising, community outreach, financial management and mission.

Particularly familiar with the department of athletics, McNerny was a member of Marquette's men's soccer program in 1969 and 1970. He is a member of the Marquette University Alumni Association national board, served on the M Club board of directors from 1985 to 1999, and received the club's Hy Popuch Award in 1996 for his service to intercollegiate athletics.





# MARQUETTE ATHLETICS ADMINISTRATION



**Jim Nasiopulos**  
**Associate Athletics Director**  
**Facilities & Event Management**

Jim Nasiopulos is in his 24th year at Marquette and 13th in charge of facilities and events. Prior to his current position, Nasiopulos served as Director of the Helfaer Recreation Center and Tennis Stadium from 1982 to 1993.

Nasiopulos was the Tournament Manager for the NCAA Basketball Tournament First and Second Rounds at the Bradley Center in 1999 and 2004. He also served as Tournament Manager when Marquette played host to the 2002 NCAA Women's Basketball Mideast Regional at the U.S. Cellular Arena. Nasiopulos was the golf coach at Marquette from 1987-1992.

Nasiopulos received his bachelor's degree in physical education from Illinois-Chicago in 1969, and earned his master's degree in physical education in 1972.

Nasiopulos and his wife, Phyllis, have two children, Kristen, a 1997 Marquette graduate and Michael, a 2000 Marquette graduate.



**Craig Pintens**  
**Assistant Athletics Director**  
**Marketing & Sales**

Craig Pintens is in his second year as Assistant Athletics Director for Marketing and Ticket Sales.

Pintens comes to Marquette from Texas-Pan American, where he spent two years as Marketing Coordinator, handling the marketing efforts for all 14 varsity sports. While at UTPA, Pintens was responsible for corporate sponsorship, game day promotions and event management.

Pintens returned to Marquette after serving one year as a Marketing Assistant during the 2001-02 season.

Pintens earned a Juris Doctor degree from the Marquette University School of Law. While attending law school, he interned with the Beloit Snappers, served as a legal intern with the Milwaukee Brewers, worked with the Milwaukee Rampage and the Milwaukee Public Schools Athletic Department, and served as a research assistant at the National Sports Law Institute.

A 1998 graduate of Wis.-Whitewater, Pintens' family includes his wife, Jill, and their daughter, Kaitlin.



**Zach Goines**  
**Director, Blue & Gold Fund**

Zach Goines is in his second year with the Marquette Athletics Department as Director of the Blue & Gold Fund. In his position, he oversees all fundraising efforts for the Blue & Gold Athletic Scholarship Fund and all day to day athletics development operations.

Goines came to Marquette after spending three years working as the Assistant Director of Development for the University of Miami Athletics Department.

Prior to working at Miami, Goines served an internship with the National Association of Collegiate Directors of Athletics (NACDA) in Cleveland, Ohio.

A native of Kettering, Ohio, Goines received his Bachelor of Business Administration in Finance from the University of Kentucky in May 1999, and his Master's of Science in Sports Administration from Indiana University in August of 2000.



**Ingrid Adashun**  
**Ticket Manager**

Ingrid Adashun is in her 13th year in the Marquette ticket office and her fifth as ticket manager. Adashun oversees ticketing for men's basketball, women's basketball, men's soccer, women's soccer and volleyball. Prior to her time at Marquette, she was vice president of a family business.

Adashun, who attended UW-Lacrosse, lives in Wauwatosa with her husband Mark and their two sons, Christopher and Nathan.







# MARQUETTE ATHLETICS DEPARTMENT STAFF



**Aaron Baker**  
Facilities & Event Management



**Larry Birkett**  
Marquette Spirit Shop



**Sarah Claus**  
Blue & Gold Fund




**Jason Domir**  
Marketing




**Blain Fowler**  
Media Relations



**Diane Gilby**  
Marquette Gym



**Jim Graebert**  
Marquette Spirit Shop



**Mike Guenther**  
Marketing & Sales




**Jamie Hays**  
Marketing



**Emily Johnson**  
Athletic Training



**Jeremy Johnson**  
Athletic Training



**Mike Laprey**  
Media Relations



**Michael Lawson**  
Nelligan Sports Marketing



**Dave Leigh**  
Athletic Training



**Bennett Leslie**  
Strength & Conditioning



**Maureen Lewis**  
Academic Support



**Sergio Lund**  
Strength & Conditioning



**Greg Naples, Ph.D.**  
Faculty Athletic Representative



**Ben Simon**  
Marketing



**Joe True**  
Blue & Gold Fund




**Amy Ufnowski**  
Media Relations



**Todd Wenslaff**  
Business Office



**Dr. Nicholas Contorno**



**Kent Sommerfeld**  
Marquette Radio Network



**Katie Nott**  
Spirit Squad



**Tim Raasch**  
Creative Design



**Creighton Macy**  
Nelligan Sports Marketing



**Tina Aiello**  
Marquette Spirit Shop



**Julie Mikolajewski**  
Marquette Spirit Shop



**Sarah Roney**  
Ticket Office





## BIG EAST CONFERENCE

The BIG EAST Conference moves into 2005-06 with an emphasis on the word "Big" as the league becomes the largest Division I-A conference in the nation with 16 outstanding academic and athletic institutions. The goal of the BIG EAST has always been to compete at the highest level and to do so with integrity and sportsmanship.

In 2005-06, the league welcomes five new members: University of Cincinnati, DePaul University, University of Louisville, Marquette University and the University of South Florida.

BIG EAST institutions reside in seven of the nation's top 30 largest media markets, including New York, Chicago, Philadelphia, Boston, Washington, D.C., Tampa, Pittsburgh and Hartford. With the incoming members, the BIG EAST markets will contain almost one fourth of all television households in the U.S.

Since opening its doors in 1979, the league has won 25 national championships in six different sports and 123 student-athletes have won individual national titles. Last year, Providence's Kim Smith won the NCAA women's country championship. The Notre Dame women's soccer team took the 2004 national title.

The BIG EAST has always been able to boast that some of its best students are also some of its best athletes. More than 300 student-athletes have earned Academic All-America honors.

In 2003-04, three BIG EAST student-athletes were named the national scholar-athletes of the year in their respective sports – Connecticut's Emeka Okafor in men's basketball, Notre Dame's Vanessa Pruzinsky in women's soccer and St. John's Chris Wingert in men's soccer.

BIG EAST student-athletes also have continued their success after leaving the classrooms and playing fields. Former Connecticut women's basketball standout Dr. Leigh Curl was inducted into the Academic All-America Hall of Fame in 1999. Former Georgetown men's basketball star Dikembe Mutombo was named a winner of the President's Service Award, the highest honor in the U.S. for volunteer service.

The BIG EAST continues to thrive in the basketball arena. In 2003-04, Connecticut became the first school in NCAA history to win the men's and women's NCAA titles in the same season. With the Syracuse men and the UConn women grabbing NCAA crowns the previous year, the BIG EAST also became the first conference in NCAA history to win the men's and women's titles in consecutive seasons. In fact, the BIG EAST has won five of the last six women's basketball crowns and three of the last seven men's titles.

Whether it's the student-athletes or the league as a whole, moving proactively has been a consistent strategy for the conference that was formed in 1979. The Big East has continually turned challenges into opportunities to bolster its strength.

In the spring of 2001, the BIG EAST added women's lacrosse to its growing list of sports. The inaugural women's golf championship was held in the spring of 2003.

The BIG EAST became a reality on May 31, 1979, following a meeting of athletic directors from Providence College, St. John's, Georgetown and Syracuse Universities. Seton Hall, Connecticut and Boston College completed the original seven school alliance.

While the membership has both increased and changed, the focus of the BIG EAST has not wavered. The conference reflects a tradition of broad based programs, led by administrators and coaches who place a constant emphasis on academic integrity. The BIG EAST Conference has enjoyed a leadership role nationally. Its student athletes own significantly high graduation rates and their record of scholastic achievement notably show a balance between intercollegiate athletics and academics.

Any successful organization needs outstanding leadership. Michael Tranghese, the league's first full-time employee, and for 11 years the associate to Dave Gavitt, moved into the Commissioner's chair in 1990. In his first year, he administered the formation of The BIG EAST Football Conference.

The league has long been considered a leader in innovative concepts in promotion and publicity, particularly regarding television. Those efforts have resulted in unparalleled visibility for BIG EAST student athletes. The conference has enjoyed long-standing relationships with CBS, ESPN, Inc. and ABC.

While BIG EAST basketball games are regular sellouts at campus and major public arenas, including the annual BIG EAST Championship in Madison Square Garden, attendance figures also are significant at BIG EAST soccer, women's basketball and baseball games.

More than 500 BIG EAST athletes have earned All America recognition and dozens have won individual NCAA national championships. The BIG EAST has been well represented in U.S. or foreign national and Olympic teams. Several athletes earned gold medals in each of the last five summer Olympiads.

The BIG EAST has its headquarters in Providence where the conference administers to more than 5,500 athletes in 23 sports.

FN

BIG EAST CONFERENCE





# COMMISSIONER MICHAEL A. TRANGHESE



Mike Tranghese, who has seen it all when it comes to The BIG EAST Conference, leads the league into a new era in 2005-06 when the BIG EAST becomes the largest Division I-A conference in the country. The BIG EAST will have 16 full members for '05-06, which will be Tranghese's 16th year as Commissioner. The league's first employee in 1979, Tranghese has contributed critical leadership and an adherence to ethical principles.

The BIG EAST has always been a significant force in the world of intercollegiate athletics, in large part because of the efforts of Tranghese. He believes his job is to create a favorable climate for BIG EAST student-athletes to succeed academically and athletically.

During his tenure as Commissioner, Tranghese often has been faced with significant membership issues. The league has always emerged in a position of strength. In 2003-04, the BIG EAST addressed a changing national landscape and coordinated the entrance of five institutions for 2005-06: the University of Cincinnati, DePaul University, University of Louisville,

Marquette University and the University of South Florida.

The number of sponsored sports, now at 23, has risen steadily under Tranghese's watch. He was the key player in the formation of BIG EAST football, which began in 1991. Tranghese has been a central figure in every television negotiation in the league's history. All of this has been accomplished in an NCAA environment that seems to be in a constant state of change.

Tranghese moved into the Commissioner's chair on June 21, 1990 and has been an active leader nationally since his appointment. During the 2002 and '03 football seasons, he was the lead administrator of the Bowl Championship Series, the group of major conferences and bowls that produces a national championship game and the best possible bowl matchups.

In 2000-01, he concluded a five-year term on the NCAA Men's Basketball Committee by serving as chair. Tranghese also has served as chair of the NCAA Men's Basketball Subcommittee on Television. He was on the NCAA's negotiating team that secured a record \$6 billion contract from CBS for broadcast rights to the men's basketball championship.

In addition, he has served as chair of the Division I-A Commissioners and the Collegiate Commissioners Association.

Shortly after being named Commissioner, Tranghese laid the groundwork and put together The BIG EAST Football Conference. In response to the genesis of significant conference realignment nationally, he directed an expansion and created a unique eight-team football group. Despite its youth as a league, the BIG EAST was a charter member of the major conference alliance now known as the Bowl Championship Series.

After establishing BIG EAST football, Tranghese guided the league through a critical time that many observers felt could have resulted in a permanent split among its members. In March, 1994, the conference added football members Rutgers University and West Virginia University as its 11th and 12th full-time members and maintained its overall structure.

Just four months later, the University of Notre Dame, clearly the nation's premier men's basketball independent, joined the BIG EAST. Rutgers, West Virginia and Notre Dame began BIG EAST competition in the 1995-96 academic year.

The league's athletic directors unanimously appointed Tranghese in 1990 after his 11 years of service, the last nine as associate commissioner. As Commissioner, he has led the BIG EAST while maintaining the principles which have marked the conference's explosive rise to prominence -- promoting and cultivating intercollegiate athletic programs in an environment of integrity while pursuing excellence at the highest possible level.

Tranghese's career in college athletics began at American International College in his hometown of Springfield, Mass.

He was the sports information director at Providence College where he generated publicity for the nationally successful Friar teams of the 1970s under Dave Gavitt. As the media attention on Eastern college basketball and the growth of sports events on television increased, Gavitt and Tranghese were ready to take advantage. Gavitt became the BIG EAST's first Commissioner in 1979 and served until 1990 when Tranghese assumed the helm.

Under Tranghese, the BIG EAST championship slate has expanded from seven men's championships in 1979 to 23 men's and women's championships today.

His negotiating expertise also has resulted in a long-term partnership with Madison Square Garden, host of the BIG EAST Men's Basketball Championship since 1983. The league and the Garden have agreed to be partners through 2011.

Today, Tranghese is a respected leader in the area of television, including negotiation and technical production. The BIG EAST has been a long-time partner with CBS Sports and ESPN and has enjoyed multi-year agreements with both entities in basketball and football. Tranghese negotiated a new television package for football with ABC. That contract began in 2001.

Additionally, Tranghese was the force behind The BIG EAST Television Network, which was a benchmark for regional network television. In 1995, the league awarded ESPN, Inc. exclusive rights to all of its basketball and football games not broadcast on a national network.

Tranghese is a 1965 graduate of St. Michael's College in Winooski, Vt. He is married to Susan Huntemann

## THE BIG EAST CONFERENCE

222 Richmond Street, Suite 110

Providence, RI 02903

www.bigeast.org

(401) 453-0660 (Communications)

(401) 272-9108 (Switchboard)

(401) 751-8549 (Fax)

## BIG EAST Conference Staff

Senior Associate Commissioner	.....	John Marinatto
Associate Commissioner	.....	Nick CarPELLi, Jr.
Associate Commissioner	.....	Donna DeMarco
Associate Commissioner	.....	Tom Odjakian
Associate Commissioner	.....	John Paquette
Associate Commissioner	.....	Dan Gavitt
Associate Commissioner	.....	Joseph D'Antonio
Assistant Commissioner	.....	Amy Haworth
Assistant Commissioner	.....	James Siedliski
Assistant Commissioner	.....	Barbara Jacobs
Director of Business Affairs	.....	Susan Eaton
Director of Communications	.....	John Gust
Director of Communications	.....	Rachel Margolis
Asst. Director for Sport Administration	...	Mia Brickhouse
Asst. Director for Sport Administration	...	Bobby Weygand
Coordinator of Men's Basketball Officiating	...	Art Hyland
Coordinator of Football Officiating	.....	John Soffey
Assistant to the Commissioner	.....	Lisa Zaneccchia
Administrative Assistant	.....	Lois DeBlois
Administrative Assistant	.....	Wanda Factor
Administrative Assistant	.....	Linda Yates
Basketball & Football Assistant	.....	Shawn Murphy
Receptionist	.....	Kathy Kirkpatrick
Communications Assistant	.....	Rachel Engrissei
Communications Assistant	.....	Ben Fairclough
Football Administrative Intern	.....	DJ. Manning







# BIG EAST CONFERENCE COMPOSITE SCHEDULE

## NOVEMBER

Tue.	Nov. 8	Bethune Cookman	vs	Syracuse
Wed.	Nov. 9	St. Francis (PA) or Cornell	vs	Syracuse
Sat.	Nov. 12	Louisiana Monroe	vs	West Virginia
Sun.	Nov. 13	Wofford or FDU	vs	West Virginia
Mon.	Nov. 14	Manhattan College	vs	Seton Hall
Wed.	Nov. 16	Seton Hall	vs	Possible TBD
Thu.	Nov. 17	Syracuse	vs	TBD Possible
Fri.	Nov. 18	Alcorn State	at	USF
Fri.	Nov. 18	Stony Brook	at	Villanova
Fri.	Nov. 18	Georgetown	at	Navy
Fri.	Nov. 18	Rice	vs	Marquette
Fri.	Nov. 18	Connecticut	at	Pepperdine
Fri.	Nov. 18	Syracuse	vs	TBD Possible
Sat.	Nov. 19	Tennessee Martin	at	Louisville
Sat.	Nov. 19	Marist	at	Seton Hall
Sat.	Nov. 19	Bradley	at	DePaul
Sat.	Nov. 19	Murray State	at	Cincinnati
Sat.	Nov. 19	St. Peter's College	at	Pittsburgh
Sat.	Nov. 19	Maryland- Eastern Shore	at	St. John's
Sat.	Nov. 19	IUPUI or Winthrop	vs	Marquette
Sun.	Nov. 20	Lafayette	at	Notre Dame
Sun.	Nov. 20	Austin Peay	vs	Rutgers
Mon.	Nov. 21	Georgetown	at	James Madison
Mon.	Nov. 21	Vermont	at	Providence
Mon.	Nov. 21	Connecticut	vs	Arkansas
Mon.	Nov. 21	West Virginia	vs	TBD Possible
Tue.	Nov. 22	Bucknell	at	Syracuse
Tue.	Nov. 22	Hofstra	at	Notre Dame
Tue.	Nov. 22	St. Francis (NY)	at	St. John's
Tue.	Nov. 22	Delaware State	vs	Rutgers
Tue.	Nov. 22	Illinois State	at	Cincinnati
Tue.	Nov. 22	Connecticut	vs	Winner of Kansas-Arizona
Tue.	Nov. 22	West Virginia	vs	TBD possible
Wed.	Nov. 23	Robert Morris	at	Pittsburgh
Wed.	Nov. 23	New Hampshire	at	Providence
Wed.	Nov. 23	Connecticut	vs	TBD
Wed.	Nov. 23	Seton Hall	vs	Possible TBD
Thu.	Nov. 24	Eastern Washington	vs	Marquette
Fri.	Nov. 25	Rutgers	vs	Kent State
Fri.	Nov. 25	Jacksonville	at	USF
Fri.	Nov. 25	Siena	at	Syracuse
Fri.	Nov. 25	Holy Cross	at	Cincinnati
Fri.	Nov. 25	Marquette	vs	USC or ORU -2nd Rd
Fri.	Nov. 25	Seton Hall	vs	Possible TBD
Sat.	Nov. 26	Vanderbilt	at	Georgetown
Sat.	Nov. 26	Northwestern	at	DePaul
Sat.	Nov. 26	Niagara	at	St. John's
Sat.	Nov. 26	LSU	at	West Virginia
Sat.	Nov. 26	Notre Dame	vs	NC State
Sat.	Nov. 26	Maine	vs	Pittsburgh
Sat.	Nov. 26	Marquette	vs	TBD - 3rd Rd.
Sat.	Nov. 26	Rutgers	vs	TBD
Sun.	Nov. 27	Lehigh	at	Villanova
Mon.	Nov. 28	St. Peter's	at	Seton Hall
Mon.	Nov. 28	Providence	at	Fairfield
Mon.	Nov. 28	DePaul	at	Northern Illinois
Tue.	Nov. 29	Army	at	Connecticut
Tue.	Nov. 29	USF	at	Florida International
Tue.	Nov. 29	St. Francis (NY)	at	Pittsburgh
Tue.	Nov. 29	Hofstra	at	St. John's
Tue.	Nov. 29	Dayton	at	Cincinnati
Wed.	Nov. 30	Manhattan	at	Syracuse
Wed.	Nov. 30	West Virginia	at	St. Bonaventure (at Rochester)
Wed.	Nov. 30	Temple	at	Rutgers
Wed.	Nov. 30	Villanova	vs	Rider
Wed.	Nov. 30	Marquette	at	Nebraska
Wed.	Nov. 30	Providence	at	Wichita State
Wed.	Nov. 30	Creighton	at	DePaul

## DECEMBER

Thu.	Dec. 1	Seton Hall	at	Richmond
Fri.	Dec. 2	Texas Southern	at	Connecticut
Fri.	Dec. 2	USF	vs	Texas A&M - Corpus Christi
Sat.	Dec. 3	Michigan	at	Notre Dame
Sat.	Dec. 3	Prairie View	vs	Louisville
Sat.	Dec. 3	Providence	at	URI
Sat.	Dec. 3	Bucknell	at	DePaul
Sat.	Dec. 3	South Dakota State	at	Marquette
Sat.	Dec. 3	Memphis	at	Cincinnati
Sat.	Dec. 3	Washington & Jefferson	at	West Virginia
Sat.	Dec. 3	Oklahoma	at	Villanova
Sat.	Dec. 3	TCU	at	Syracuse
Sat.	Dec. 3	Charleston Southern	at	St. John's

Sat.	Dec. 3	Rutgers	at	St. Mary's (CA)
Sat.	Dec. 3	Georgetown	vs	Oregon
Sat.	Dec. 3	USF	vs	Missouri St. or GA Southern
Sun.	Dec. 4	Arkansas State	vs	Louisville
Sun.	Dec. 4	Auburn	at	Pittsburgh
Mon.	Dec. 5	Richmond	vs	Louisville
Mon.	Dec. 5	Fairleigh Dickinson	at	Seton Hall
Tue.	Dec. 6	USF	at	Stetson
Tue.	Dec. 6	Villanova	at	Bucknell
Tue.	Dec. 6	Florida	at	Providence
Tue.	Dec. 6	UAB	at	DePaul
Wed.	Dec. 7	UMBC	at	West Virginia
Wed.	Dec. 7	Notre Dame	at	Alabama
Wed.	Dec. 7	Maryland Eastern Shore	at	Rutgers
Wed.	Dec. 7	Stony Brook	at	St. John's
Wed.	Dec. 7	Valpariso	at	Marquette
Wed.	Dec. 7	Pittsburgh	at	Duquesne
Thu.	Dec. 8	Monmouth	at	Seton Hall
Thu.	Dec. 8	Massachusetts	at	Connecticut
Thu.	Dec. 8	Georgetown	at	Illinois
Sat.	Dec. 10	Duquesne	at	West Virginia
Sat.	Dec. 10	Akron	at	Louisville
Sat.	Dec. 10	Marquette	at	Wisconsin
Sat.	Dec. 10	Penn State	at	Pittsburgh
Sat.	Dec. 10	Michigan	at	USF
Sat.	Dec. 10	St. John's	at	Virginia Tech
Sat.	Dec. 10	Cincinnati	at	Vanderbilt
Sat.	Dec. 10	Florida International	at	Notre Dame
Sat.	Dec. 10	Colgate	at	Syracuse
Sat.	Dec. 10	Rutgers	at	Buffalo
Sat.	Dec. 10	Memphis	at	Providence
Sat.	Dec. 10	Villanova	vs	Longwood
Sat.	Dec. 10	DePaul	at	Dayton
Sun.	Dec. 11	Fairfield	at	Georgetown
Sun.	Dec. 11	Tulane	at	Seton Hall
Mon.	Dec. 12	St. Thomas Aquinas	at	Rutgers
Tue.	Dec. 13	Chicago State	at	Louisville
Tue.	Dec. 13	Villanova	at	Pennsylvania
Tue.	Dec. 13	DePaul	at	Wake Forest
Wed.	Dec. 14	Ohio	at	Cincinnati
Thu.	Dec. 15	Florida Atlantic	at	USF
Thu.	Dec. 15	Maine	at	Rutgers
Sat.	Dec. 17	San Francisco	at	Marquette
Sat.	Dec. 17	Marist	at	St. John's
Sat.	Dec. 17	Louisville	at	Kentucky
Sat.	Dec. 17	Tennessee Tech	vs	Cincinnati
Sat.	Dec. 17	Vermont	at	Pittsburgh
Sat.	Dec. 17	South Carolina State	at	Rutgers
Sat.	Dec. 17	DePaul	at	Old Dominion
Sat.	Dec. 17	Stetson (tent)	vs	Georgetown
Sun.	Dec. 18	Northwestern	at	Seton Hall
Sun.	Dec. 18	Davidson	at	Syracuse
Sun.	Dec. 18	New Hampshire	at	Connecticut
Sun.	Dec. 18	Notre Dame	at	IUPFW
Mon.	Dec. 19	Oakland	at	Marquette
Mon.	Dec. 19	Cincinnati	vs	Arkansas - Monticello
Tue.	Dec. 20	USF	vs	Iowa State
Tue.	Dec. 20	Middle Tennessee St	vs	Louisville
Tue.	Dec. 20	Northeastern	at	Providence
Wed.	Dec. 21	St. John's	at	Duke
Wed.	Dec. 21	Niagara	at	Notre Dame
Wed.	Dec. 21	Illinois-Chicago]	at	Syracuse
Wed.	Dec. 21	Coppin State	at	Pittsburgh
Wed.	Dec. 21	Savannah State (tent)	vs	Georgetown
Wed.	Dec. 21	DePaul	vs	California
Wed.	Dec. 21	FAU or College of Charleston	vs	Louisville
Wed.	Dec. 21	USF	vs	Oregon St. or N'western St.
Thu.	Dec. 22	Yale	at	Providence
Thu.	Dec. 22	Charlotte	at	Rutgers
Thu.	Dec. 22	LaSalle	at	Villanova
Thu.	Dec. 22	Delaware State	at	Marquette
Thu.	Dec. 22	West Virginia	vs	Oklahoma
Thu.	Dec. 22	Cincinnati	vs	Dayton
Thu.	Dec. 22	USF	vs	TBD
Fri.	Dec. 23	Morehead State	at	Connecticut
Fri.	Dec. 23	Columbia	at	Notre Dame
Fri.	Dec. 23	Cincinnati	vs	LSU
Sat.	Dec. 24	Detroit	at	Louisville
Tue.	Dec. 27	Syracuse	vs	Townson State
Tue.	Dec. 27	San Diego State	at	Providence
Tue.	Dec. 27	Columbia	vs	St. John's
Tue.	Dec. 27	Georgetown	vs	Colgate
Wed.	Dec. 28	Stony Brook	at	Connecticut
Wed.	Dec. 28	Fairleigh Dickinson	at	Louisville
Wed.	Dec. 28	Fordham	at	Notre Dame
Wed.	Dec. 28	Pittsburgh	at	South Carolina





# BIG EAST CONFERENCE COMPOSITE SCHEDULE

Wed.	Dec. 28	Lewis University	at	Marquette
Wed.	Dec. 28	Bethune-Cookman	at	USF
Wed.	Dec. 28	Miami (O)	vs	Cincinnati
Wed.	Dec. 28	Georgetown	vs	Miss. Valley St or UTEP
Wed.	Dec. 28	UMass or St. Peter's	vs	St. John's
Thu.	Dec. 29	Morgan State	at	Seton Hall
Fri.	Dec. 30	North Carolina A&T	at	Cincinnati
Fri.	Dec. 30	Quinnipiac	at	Connecticut
Fri.	Dec. 30	Wofford	at	Notre Dame
Fri.	Dec. 30	UAB	at	USF
Fri.	Dec. 30	Kent State	at	Syracuse
Fri.	Dec. 30	Canisius	at	West Virginia
Sat.	Dec. 31	Iona	at	Seton Hall
Sat.	Dec. 31	Princeton	at	Rutgers
Sat.	Dec. 31	Villanova	at	Temple
Sat.	Dec. 31	Louisville	vs	Miami
Sat.	Dec. 31	Wisconsin	at	Pittsburgh
Sat.	Dec. 31	Florida International	at	DePaul

Tue.	Jan. 31	Pittsburgh	at	Connecticut
Tue.	Jan. 31	USF	at	Cincinnati
Tue.	Jan. 31	Georgetown	at	DePaul

## FEBRUARY

Wed.	Feb. 1	Rutgers	at	Syracuse
Wed.	Feb. 1	Notre Dame	at	West Virginia
Wed.	Feb. 1	Seton Hall	at	Providence
Wed.	Feb. 1	St. John's	at	Marquette
Fri.	Feb. 3	DePaul	at	USF
Sat.	Feb. 4	Notre Dame	at	Louisville
Sat.	Feb. 4	Cincinnati	at	West Virginia
Sat.	Feb. 4	Connecticut	at	Indiana
Sat.	Feb. 4	Marquette	at	Villanova
Sat.	Feb. 4	St. John's	at	Providence
Sun.	Feb. 5	Pittsburgh	at	Georgetown
Sun.	Feb. 5	Rutgers	at	Seton Hall
Mon.	Feb. 6	Louisville	at	Cincinnati
Tue.	Feb. 7	Villanova	vs	St. Joseph's
Tue.	Feb. 7	Providence	at	DePaul
Wed.	Feb. 8	Seton Hall	at	USF
Wed.	Feb. 8	Rutgers	at	Notre Dame
Wed.	Feb. 8	Syracuse	at	Connecticut
Thu.	Feb. 9	St. John's	at	Georgetown
Thu.	Feb. 9	West Virginia	at	Pittsburgh
Sat.	Feb. 11	USF	at	Louisville
Sat.	Feb. 11	Villanova	at	DePaul
Sat.	Feb. 11	Connecticut	at	Seton Hall
Sun.	Feb. 12	Cincinnati	at	Pittsburgh
Sun.	Feb. 12	Marquette	at	Rutgers
Sun.	Feb. 12	Syracuse	at	St. John's
Sun.	Feb. 12	West Virginia	at	Georgetown
Mon.	Feb. 13	Connecticut	at	Villanova
Tue.	Feb. 14	West Virginia	at	Seton Hall
Wed.	Feb. 15	USF	at	Notre Dame
Wed.	Feb. 15	Pittsburgh	at	Providence
Wed.	Feb. 15	St. John's	at	Rutgers
Wed.	Feb. 15	Cincinnati	at	Syracuse
Thu.	Feb. 16	Georgetown	at	Marquette
Fri.	Feb. 17	Providence	at	Cincinnati
Sat.	Feb. 18	DePaul	at	St. John's
Sat.	Feb. 18	Connecticut	at	West Virginia
Sat.	Feb. 18	Rutgers	at	USF
Sat.	Feb. 18	Notre Dame	at	Seton Hall
Sat.	Feb. 18	Pittsburgh	at	Marquette
Sat.	Feb. 18	Louisville	at	Syracuse
Sun.	Feb. 19	Georgetown	at	Villanova
Sun.	Feb. 19	West Virginia	at	Syracuse
Mon.	Feb. 20	West Virginia	at	Syracuse
Tue.	Feb. 21	Notre Dame	at	Connecticut
Tue.	Feb. 21	Seton Hall	at	St. John's
Tue.	Feb. 21	USF	at	Providence
Wed.	Feb. 22	Rutgers	at	Georgetown
Wed.	Feb. 22	DePaul	at	Louisville
Thu.	Feb. 23	Villanova	at	Cincinnati
Sat.	Feb. 25	Syracuse	at	Georgetown
Sat.	Feb. 25	Louisville	at	West Virginia
Sat.	Feb. 25	Marquette	at	Notre Dame
Sat.	Feb. 25	Seton Hall	at	DePaul
Sat.	Feb. 25	Providence	at	Pittsburgh
Sun.	Feb. 26	Villanova	at	Connecticut
Sun.	Feb. 26	USF	at	Rutgers
Mon.	Feb. 27	Pittsburgh	at	West Virginia
Tue.	Feb. 28	Cincinnati	at	Seton Hall

## MARCH

Wed.	Mar. 1	Marquette	at	Louisville
Wed.	Mar. 1	Connecticut	at	USF
Wed.	Mar. 1	Notre Dame	at	Providence
Wed.	Mar. 1	St. John's	at	Villanova
Thu.	Mar. 2	Syracuse	at	DePaul
Fri.	Mar. 3	Seton Hall	at	Pittsburgh
Sat.	Mar. 4	West Virginia	at	Cincinnati
Sat.	Mar. 4	Louisville	at	Connecticut
Sat.	Mar. 4	Providence	at	Marquette
Sat.	Mar. 4	DePaul	at	Notre Dame
Sat.	Mar. 4	Georgetown	at	USF
Sun.	Mar. 5	Villanova	at	Syracuse
Sun.	Mar. 5	Rutgers	at	St. John's

## JANUARY

Tue.	Jan. 3	Loyola (MD)	at	Providence
Tue.	Jan. 3	Connecticut	at	Marquette
Wed.	Jan. 4	DePaul	at	Cincinnati
Wed.	Jan. 4	St. John's	at	Seton Hall
Wed.	Jan. 4	UTEP	at	Syracuse
Wed.	Jan. 4	Notre Dame	at	Pittsburgh
Thu.	Jan. 5	Villanova	at	Louisville
Thu.	Jan. 5	West Virginia	at	USF
Thu.	Jan. 5	Providence	at	Georgetown
Sat.	Jan. 7	Cincinnati	at	Marquette
Sat.	Jan. 7	Notre Dame	at	DePaul
Sat.	Jan. 7	Seton Hall	at	Rutgers
Sat.	Jan. 7	LSU	at	Connecticut
Sat.	Jan. 7	Louisville	at	Providence
Sun.	Jan. 8	West Virginia	at	Villanova
Sun.	Jan. 8	USF	at	Syracuse
Sun.	Jan. 8	Georgetown	at	St. John's
Mon.	Jan. 9	Cincinnati	at	Connecticut
Mon.	Jan. 9	California-Davis	at	Louisville
Wed.	Jan. 11	Syracuse	at	Notre Dame
Wed.	Jan. 11	Villanova	at	Rutgers
Wed.	Jan. 11	Georgetown	at	West Virginia
Wed.	Jan. 11	Marquette	at	Seton Hall
Thu.	Jan. 12	DePaul	at	Pittsburgh
Sat.	Jan. 14	Georgetown	at	Connecticut
Sat.	Jan. 14	Villanova	at	Texas
Sat.	Jan. 14	Marquette	at	West Virginia
Sat.	Jan. 14	St. John's	at	USF
Sat.	Jan. 14	Syracuse	at	Cincinnati
Sat.	Jan. 14	Providence	at	Notre Dame
Sun.	Jan. 15	Rutgers	at	DePaul
Sun.	Jan. 15	Pittsburgh	at	Louisville
Mon.	Jan. 16	Connecticut	at	Syracuse
Tue.	Jan. 17	Providence	at	West Virginia
Tue.	Jan. 17	USF	at	Georgetown
Tue.	Jan. 17	Seton Hall	at	Villanova
Tue.	Jan. 17	Marquette	at	DePaul
Tue.	Jan. 17	Louisville	at	St. John's
Wed.	Jan. 18	Pittsburgh	at	Rutgers
Thu.	Jan. 19	Cincinnati	at	Xavier
Fri.	Jan. 20	USF	at	Seton Hall
Fri.	Jan. 20	Notre Dame	at	Marquette
Sat.	Jan. 21	Pittsburgh	at	St. John's
Sat.	Jan. 21	Duke	at	Georgetown
Sat.	Jan. 21	West Virginia	at	UCLA
Sat.	Jan. 21	Syracuse	at	Villanova
Sat.	Jan. 21	DePaul	at	Providence
Sat.	Jan. 21	Connecticut	at	Louisville
Sun.	Jan. 22	Rutgers	at	Cincinnati
Mon.	Jan. 23	Syracuse	at	Pittsburgh
Tue.	Jan. 24	Villanova	at	USF
Tue.	Jan. 24	Georgetown	at	Notre Dame
Wed.	Jan. 25	Providence	at	Rutgers
Wed.	Jan. 25	Seton Hall	at	N.C. State
Wed.	Jan. 25	St. John's	at	Connecticut
Wed.	Jan. 25	Cincinnati	at	Louisville
Wed.	Jan. 25	DePaul	at	Marquette
Wed.	Jan. 25	Marshall	vs	West Virginia
Sat.	Jan. 28	Cincinnati	at	Georgetown
Sat.	Jan. 28	Marquette	at	Pittsburgh
Sat.	Jan. 28	Connecticut	at	Providence
Sat.	Jan. 28	Louisville	at	Rutgers
Sat.	Jan. 28	Villanova	at	Notre Dame
Sun.	Jan. 29	West Virginia	at	St. John's
Sun.	Jan. 29	Seton Hall	at	Syracuse
Mon.	Jan. 30	Louisville	at	Villanova



BIG EAST SCHEDULE





# MARQUETTE LETTERWINNERS

**A**  
 Craig Aamot - 1992, 93  
 Faisal Abraham - 1994, 95, 96, 97  
 Glenn Adams - 1938, 39, 40  
 Vic Aiello - 1946  
 Steven Algeo - 1926, 27  
 Ryan Amoroso - 2005  
 Ralph Amsden - 1938, 39, 40  
 Dan Anderson - 1965, 66, 67  
 William Anderson - 1928, 29  
 LeRoy Andrews - 1929, 30, 31  
 Mark Anglavar - 1988, 89, 90, 91  
 Fred Arsulich - 1947  
 Al Avant - 1956

**B**  
 Richard Bader - 1926  
 Sylvester Bado - 1952  
 Jim Bailey - 1967, 68  
 Tyrone Baldwin - 1989, 90  
 Odell Ball - 1978, 79  
 Mike Bargaen - 1996, 97, 98, 99  
 Cedric Barnett - 1950, 51  
 Brian Barone - 2000, 01  
 Ousmane Barro - 2005  
 Peter Basarich - 1951, 52, 53  
 Wayland Becker - 1934, 35  
 George Belhumeur - 1938, 39  
 Brandon Bell - 2004  
 Marvin Bell - 1934, 35  
 Pat Below - 1961  
 Gerald Benka - 1945  
 Jim Benka - 1956, 57, 58  
 Eugene Berce - 1945, 47, 48  
 Niv Berkowitz - 2005  
 Bob Black - 1969, 70, 71  
 Odartey Blankson - 2001, 02  
 James Blask - 1933, 34, 35  
 William Blommer - 1932, 33, 34  
 Raymond Bonning - 1921  
 David Boone - 1986, 87  
 Lee Borowski - 1961, 62, 63  
 Andrew Boylan - 1932, 33  
 Jim Boylan - 1977, 78  
 Karon Bradley - 2003, 04  
 Charles Brakes - 1991  
 Sean Brannon - 1982  
 Harvey Brechtel - 1946  
 Marvin Bredow - 1931, 32  
 Gary Brell - 1970, 71  
 Barry Brennan - 1973, 74, 75, 76  
 Burton Brill - 1942, 43  
 Joseph Brock - 1929, 30  
 Gene Bromstead - 1969  
 Frank Bruce - 1934  
 Tillman Bruett - 1934  
 Brian Brunkhorst - 1965, 66, 67, 68  
 John Bryant - 1974  
 Randy Buchmann - 1973, 74, 75  
 Walter Budrunas - 1931, 32  
 Erwin Buettner - 1944  
 Don Bugalski - 1954, 55, 56  
 Larry Bugge - 1929, 30, 31  
 Raymond Buivid - 1936  
 Jack Burke - 1968, 69, 70  
 James Burke - 1967, 68  
 Robert Burns - 1921  
 Dave Burton - 1964, 65  
 Craig Butrym - 1973, 75, 76, 77  
 Roger Buxton - 1964, 65, 66  
 Robert Byrd - 1977, 78, 79, 80  
 Charles Byrnes - 1921, 22

**C**  
 Albert Cafone - 1937, 38, 39  
 Rubin Cain - 1921  
 Rocce Calvelli - 1963, 64, 65  
 Rick Campbell - 1973, 74, 75  
 Anthony Candelino - 1988, 89  
 Tom Canti - 1929  
 Paul Carbins - 1965, 66, 67  
 A.J. Cardinal - 1922  
 Dennis Carroll - 1955, 56, 57  
 Ed Carter - 1959, 60, 61

Cory Casterton - 1933, 34, 35, 36  
 William Chandler - 1942, 43, 44, 45  
 Joe Chapman - 2003, 04, 05  
 Jim Chermak - 1967  
 Bob Chmielewski - 1961, 62, 63  
 Jim Chones - 1971, 72  
 Carlton Christian - 2004  
 Andy Chuchvara - 1961  
 Harold Clancy - 1928  
 Donald Clark - 1945  
 D.V. Clark - 1945  
 Eugene Clark - 1945, 46, 49, 50  
 Greg Clausen - 1998, 1999, 2000, 01  
 Odin Clemenson - 1928  
 John Cliff - 1997, 98, 99, 2000  
 Ric Cobb - 1969, 70  
 George Collettine - 1939, 40  
 Richard Collettine - 1941, 42, 43  
 Jim Cook - 1968  
 Arthur Cook - 1921  
 Tom Copa - 1984, 85, 86, 87  
 Robert Corbett - 1929  
 Wendel Corwin - 1933, 34  
 Jeff Couch - 1987  
 Chris Crawford - 1994, 95, 96, 97  
 Mario Crivello - 1960, 61, 62  
 Thomas Cronin - 1920  
 William Crowley - 1919  
 Dave Culver - 1962, 63  
 Mike Curran - 1966, 67, 68, 69  
 William Curran - 1925, 26, 27, 28  
 Ron Curry - 1991, 92, 93  
 Pat Cusak - 1950, 51

**D**  
 Ed Daniels - 1973, 74  
 Michael Davis - 1985, 86  
 Tony Davis - 1978, 79, 80, 81  
 James Dean - 1948  
 Al Delmore - 1918, 19  
 Dave Delsman - 1973, 74, 75  
 Robert Demoling - 1925, 26, 27  
 Robert Deneen - 1938, 39, 40  
 Jack Detinger - 1942  
 Hubert Devine - 1917, 18  
 Joseph Devine - 1924, 25, 26  
 Ron Dibelius - 1958  
 Bruce Dickman - 1964  
 Roland Diehl - 1950, 51  
 Travis Diener - 2002, 03, 04, 05  
 David Diggs - 1999, 2000, 01, 02  
 Laverne Dilweg - 1926  
 Harry Brock - 1943  
 Jay Dolezal - 1961, 62  
 Oliver Dostaler - 1928  
 John Doucette - 1945, 48, 49  
 Robert Doucette - 1942, 43  
 Malcolm Douglas - 1918  
 Pat Dowd - 1963, 64  
 William Downey - 1943, 44  
 Walter Downing - 1985, 86  
 Gerald Doyle - 1960  
 Jim Dudley - 1977, 78, 79  
 Pat Duffy - 1999  
 Wilfred (Dukes) Duford - 1921, 22, 23  
 Charles Dunn - 1952  
 Cornelius Dunn - 1927, 28  
 Joseph (Red) Dunn - 1922, 23, 24, 25

**E**  
 Norman Ebel - 1940  
 Raymond Eckstein - 1944, 45  
 Bernard Ederer - 1922, 23  
 Roney Eford - 1993, 94, 95, 96  
 Alfred Ehrig - 1935, 36, 37  
 Clement Eibl - 1935  
 Thomas Eidler - 1921  
 Charles Eirich - 1936, 37, 38  
 Curt Ekmark - 1986, 87  
 John Ellenson - 1987, 88  
 Maurice (Bo) Ellis - 1974, 75, 76, 77  
 Robert (Jim) Elsbury - 1948, 49, 50  
 Lawrence Engrbring - 1945, 46, 47  
 Herbert Engel - 1944, 45

Dave Erickson - 1961, 62, 63  
 Jim Estes - 1961  
 John Evans - 1918  
 Joseph Evans - 1945

**F**  
 John Fahay - 1924, 25, 26  
 Gordon Falls - 1944  
 John Farrell - 1942, 43  
 Joseph Faupl - 1947, 48, 49, 50  
 John Fay - 1918, 19  
 John Fedders - 1961, 62  
 Art Felker - 1949, 50, 51  
 Tom Fetherston - 1956, 57  
 Mario Fiorani - 1932, 33, 34, 35  
 Charlie Fischer - 1983  
 Fred Fischer - 1959  
 Joseph Fitzgerald - 1932  
 William Fitzgerald - 1922, 23, 24, 25  
 Michael Flory - 1987, 89  
 Tom Flynn - 1964, 65, 66  
 Pat Foley - 1985, 86, 87, 88  
 Mike Fons - 1968  
 George Frazier - 1971, 72, 73  
 Ralph Freeman - 1926  
 Andy Freund - 2004  
 Andy Friedrich - 1972  
 LeRoi Fulmer - 1947

**G**  
 Jack Gardner - 1957  
 William Gates - 1992, 93, 95  
 Anthony Gauckler - 1923  
 Guido Gauckler - 1924, 25, 26  
 Walter (Swede) Gebert - 1928, 29, 30  
 Russell Geldmacher - 1949, 50, 51  
 Frank Geraltz - 1940  
 Donald Gerkan - 1944, 45  
 Doug Gill - 1952, 53, 54  
 Raymond Gieringer - 1946  
 Paul Glasener - 1945, 46  
 Frank Glaser - 1928  
 John Glaser - 1956, 57, 58  
 Ron Glaser - 1961, 62, 63  
 Joseph Goemans - 1927, 28  
 Alan Gomber - 1964  
 Neil Gonyo - 1929, 30, 31  
 Jim Goodin - 1966, 67  
 John Goodyear - 1940, 41  
 Adolph Gorychka - 1933, 34, 35  
 Bill Gosse - 1982, 83  
 Robert Grace - 1935  
 Erwin Graf - 1938, 39, 40  
 Frank Graff, Jr. - 1948, 49  
 Pete Grant - 1964  
 Artie Green - 1979, 80, 81  
 John Gresik - 1938, 39  
 Tony Gries - 2003, 04  
 Chris Grimm - 2003, 04, 05  
 Rod Grosse - 1988, 89, 90, 91  
 Joseph Grove - 1944  
 Gary Grzesek - 1970, 71, 72  
 Tom Gurtler - 1957, 58

**H**  
 Bronson Haase - 1964, 65  
 Paul Hagerty - 1959  
 Pete Hall - 1958  
 Robert Hall - 1984, 85  
 Holton Halverson - 1920, 21  
 Charles Hammer - 1939, 40, 41  
 Rob Hanley - 2005  
 Wade Harbin - 1995  
 William Harley - 1919  
 William Harrigan - 1928  
 Jon Harris - 1999, 2000, 01, 02  
 Mark Harris - 1994, 95, 96  
 Herbert Harrison - 1984, 85, 86, 87  
 Larry Hatchett - 1978, 79, 80, 81  
 Mike Haviland - 1957  
 Bruce Hayes - 1990, 91  
 Jack Heaps - 1917  
 John Heimsch - 1925, 26, 27  
 John Heisdorf - 1929

Cordell Henry - 1999, 2000, 01, 02  
 Edward Herte - 1927, 28  
 George Hesik - 1938, 39  
 Krunti Hester - 2000  
 Arthur Himmelmann - 1927  
 Willie Hines - 1984, 85  
 Simon Hochhaus - 1932, 33  
 Albert Hoffman - 1927  
 John Holmes - 1921  
 Marty Holmes - 1965, 66  
 Jerry Homan - 1973, 74, 75  
 Jerry Hopfensperger - 1956, 57  
 Bob Hornak - 1961, 62, 63  
 Ron Howard - 2002  
 Frank Hozeska - 1946  
 Carl Hren - 1994  
 Harvey Hruska - 1944  
 LeRoy Hughes - 1936  
 William Hughes - 1938, 39  
 Aaron Hutchins - 1995, 96, 97, 98  
 Bob Hutchison - 1956, 57, 58  
 Donald Hutch - 1931  
 John Hyde - 1935

**I**  
 Raymond Illig - 1921

**J**  
 Marcus Jackson - 2004, 05  
 Robert Jackson - 2003  
 Roman (Pat) Jankiewicz - 1948  
 John Jansky - 1952, 53, 54, 55  
 Robert Jaskulski - 1947, 48, 49, 50  
 Len Jefferson - 1961, 62  
 John Jimmerson - 1986  
 Walter Joers - 1947  
 Bill Johnson - 1962  
 Charles (Mandy) Johnson - 1982, 83, 84, 85  
 Dwayne Johnson - 1982, 83, 84  
 Greg Johnson - 1973, 74, 75  
 Kevin Johnson - 1986, 87  
 Vernjoy Johnson - 1946  
 Ward Johnson - 1918  
 Robert Jonas - 1947, 49  
 Abel Joseph - 1994, 95, 97, 98  
 Eugene Joyce - 1941

**K**  
 Mike Kakuska - 1958, 59  
 Gus Kalb - 1917  
 Howard Kallenberger - 1943, 44, 46  
 Carl Kaminski - 1945  
 Harold Kane - 1943  
 Edward Karst - 1921, 22  
 Gerald Keidel - 1960, 61  
 Anthony Kelly - 1940  
 Kenneth Penny - 1935, 36  
 Paul Kern - 1925  
 James Kersten - 1958, 59, 60  
 Bernol Ketchum - 1940, 41  
 Damon Key - 1991, 92, 93, 94  
 Joseph King - 1930, 31, 32  
 Willie Kingsley - 1962, 63, 64  
 Mike Kinsella - 2005  
 Ernest Kivisto - 1943, 46  
 Junius Klumb - 1923, 24, 25, 26  
 Roland Klumb - 1923, 24, 25  
 Don Kojis - 1959, 60, 61  
 Conrad Kolb - 1918, 19  
 Jim Kollar - 1958, 59, 60  
 Frank Komar - 1935, 36  
 William Komenich - 1939, 40, 41  
 Daniel Koster - 1939  
 William Kosterman - 1943  
 Gil Krueger - 1950, 51  
 Joe Krysiak - 1989, 90, 91  
 Raymond Kuffel - 1942, 43, 47  
 George Kukul - 1938, 39  
 Ernest Kukla - 1933, 34, 35  
 James Kuppe - 1943

**L**  
 Robert Lackey - 1971, 72  
 Guy Lam - 1970, 71, 72

120

MARQUETTE LETTERWINNERS





# MARQUETTE LETTERWINNERS

Jim Langenkamp - 1967, 68  
 Mark Lavin - 1971  
 Vic Lazzaretti - 1983, 84  
 John Leaf - 1969  
 Alfred (Butch) Lee - 1975, 76, 77, 78  
 Oliver Lee - 1978, 79, 80, 81  
 Craig Leonard - 1964, 65  
 Holly Lепley - 1934  
 John Leurck - 1988, 89, 90  
 Gerald Liska - 1934, 35, 36  
 Shane Littles - 1994  
 Robb Logterman - 1991, 92, 93, 94  
 J.C. Long - 1918, 19  
 Herbert Lonsdorf - 1932  
 Jarrod Lovette - 1996, 97, 98  
 Maurice Lucas - 1973, 74  
 Brad Luchini - 1966, 67, 68  
 Charles Luter - 1989, 90, 91

**M**  
 Joe Mack - 1958, 59  
 Edward Magnus - 1948, 49, 50  
 Jon Malmstrom - 1963  
 Douglas Mangan - 1933  
 William Mangan - 1934  
 Walter Mangham - 1958, 59, 60  
 Dennis Manning - 1941  
 Donald Marek - 1949, 50, 51, 52  
 Edward Marek - 1918  
 Marc Marotta - 1981, 82, 83, 84  
 Dean Marquardt - 1979, 80, 81, 82  
 Gerald Martens - 1927  
 Dameon Mason - 2004, 05  
 Joseph Masnaghetti - 1950  
 Clem Massey - 1956, 57, 58  
 Dane Mathews - 1965  
 Frank McCabe - 1946, 47, 48, 49  
 Zack McCall - 1995, 96  
 Bob McCarthy - 1955, 56  
 Thomas McCarthy - 1940, 41  
 Amal McCaskill - 1992, 94, 95, 96  
 Ralph McClone - 1948, 49, 50  
 Francis McCormick - 1925, 26  
 Richard McCormick - 1984  
 Vincent McCormick - 1921  
 James McCoy - 1957, 58, 59  
 William McDonald - 1939, 40  
 Francis McElligott - 1930, 31, 32  
 Mike McGonigle - 1980  
 Allie McGuire - 1971, 72, 73  
 Jim McLivaine - 1991, 92, 93, 94  
 Robert McIntosh - 1943  
 John McKenna - 1922, 23, 24, 25  
 Patrick McKenzie - 1921  
 Charles McLaughlin - 1929  
 Hugh McMahon - 1969, 70, 71  
 LeRoy McMahon - 1936, 37, 38  
 John McNamara - 1931  
 Larry McNeill - 1972, 73  
 Terry McQuade - 1969, 70, 71  
 Thomas McQueen - 1931, 32  
 Jack Meganck - 1948  
 Dean Meminger - 1969, 70, 71  
 Kevin Menard - 2002  
 Scott Merritt - 2001, 02, 03, 04  
 Don Metz - 1954, 55, 56  
 Alex Meyer - 1929  
 Don Meyers - 1945, 46  
 Robert Meyers - 1944, 45, 46, 47  
 Bart Miller - 1997, 98, 99, 2000  
 Tony Miller - 1992, 93, 94, 95  
 Mike Mills - 1971, 72, 73  
 John Millunze - 1942, 46, 47  
 Joe Mimplitz - 1964, 65  
 DeMarcus Minor - 1998  
 Melvin Mochalski - 1945  
 Benny Moore - 1985, 86  
 Lloyd Moore - 1983  
 Mike Moran - 1957, 58, 59  
 L.C. Moran - 1921, 22, 23  
 Leo Moriarity - 1918, 19, 20  
 Raymond Morstadt - 1934, 35, 36  
 Ben Moser - 1929, 30, 31  
 John Mueller - 1998, 99, 2000, 01

Edward Mullen - 1933, 34, 35  
 Robert Mullen - 1938, 39  
 Walter Mullen - 1942, 43  
 LeRoy Muth - 1936  
 Cyril Multhaupt - 1936  
 Clarence Mundt - 1931, 32  
 John (Jack) Myers - 1949, 50, 51

**N**  
 Delbert Nachazel - 1952, 53, 54  
 Jack Nagle - 1939, 40  
 Bill Neary - 1973, 75, 76, 77  
 Joe Nethen - 1988, 89, 90  
 Abel Netzer - 1919  
 Paul Newman - 1983  
 George Nicoud - 1936  
 Richard Nixon - 1961, 62, 63  
 Oluoma Nnamaka - 1999, 2000, 01, 02  
 Steve Novak - 2003, 04, 05  
 Brian Nyenhuis - 1981, 82

**O**  
 Eugene O'Brien - 1941  
 Gerald O'Brien - 1953  
 Paul O'Brien - 1931  
 Edward O'Byrne - 1926  
 James O'Connell - 1946, 47, 48  
 James O'Donnell - 1929, 30, 31  
 Pat O'Keefe - 1954, 55, 56  
 Robert O'Keefe - 1936, 37, 38  
 Edward Oleniczak - 1949  
 Earl O'Malley - 1921  
 Mark O'Malley - 1919, 20, 21  
 Donald Orth - 1942  
 Mark Ostrans - 1971, 72, 73  
 James Ove - 1947, 48

**P**  
 Tom Packee - 1963  
 John Padden - 1927, 28, 29  
 Orlando Palesse - 1946  
 Melvin Paterson - 1921  
 William Pautkee - 1944  
 Ulice Payne - 1976, 77, 78  
 Robert Paynter - 1946  
 Ben Peavy - 1992, 93  
 Melvin Peterson - 1947, 48, 49, 50  
 Richard Peterson - 1947, 48, 49, 50  
 Anthony Pieper - 1994, 95, 96, 97  
 Robert Pierce - 1942, 43  
 Bob Piercy - 1970  
 Leonard Piontek - 1947  
 Joel Plińska - 1959, 60, 61  
 Joel Pogodzinski - 1994  
 Michael Poja - 1941  
 John Polonowski - 1997, 98, 99, 2000  
 Charles Pozin - 1943, 44, 47  
 Gerald Posey - 1989  
 Jim Poulsen - 1962, 63, 64  
 Trevor Powell - 1988, 89, 90, 91  
 John Powers - 1951, 52  
 Pedro Prado - 1944, 45  
 Joe Price - 1964  
 Scott Przybyła - 1988  
 John Puk - 1952, 53, 54  
 Dick Pyzunski - 1961

**Q**  
 Dave Quabius - 1938, 39  
 Richard Quinn - 1922, 23, 24, 25  
 James Quirk - 1927

**R**  
 Ron Rahn - 1968, 69, 70  
 Francis Ramierz - 1950, 51  
 Terry Rand - 1954, 55, 56  
 James Rasmusen - 1935, 36, 37  
 Leo Ratchen - 1920, 21, 22  
 Steve Raymonds - 1972, 73  
 Floyd Razner - 1927, 28, 29  
 Terry Reason - 1982, 83, 84  
 James Reavley - 1940, 41  
 William Redmond - 1931  
 Tony Reeder - 1985, 86, 87, 88

Charles Regan - 1922, 23  
 Matthew Reich - 1940, 41  
 John Reider - 1968, 69  
 Pierce Reilley - 1918, 19, 20  
 M.O. Reinhart - 1923  
 Joel Reiting - 1960  
 Ken Rice - 1986, 87  
 Greg Ripp - 1960  
 Glenn (Doc) Rivers - 1981, 82, 83  
 Tim Rogan - 1959  
 William Rogers - 1939, 40, 41  
 Alfred Rohloff - 1941  
 Eugene Ronzani - 1932, 33, 34  
 Floyd Ronzani - 1932, 33  
 Tom Rooyakkers - 1963  
 Gary Rosenberger - 1975, 76, 77, 78  
 Robert Rosendahl - 1941, 42, 43, 46  
 Frank Rozga - 1941  
 William (Cy) Rubado - 1935, 36, 37  
 Al Rudolph - 1933  
 Clare Ruehl - 1931  
 William Ryan, Jr. - 1949

**S**  
 Edwin Sadowski - 1947  
 William Saffeld - 1939, 40  
 Terry Sanders - 2001, 02, 03, 04  
 Anthony Santilli - 1950  
 Samuel Saucedo - 1947, 48, 49, 50  
 Eugene Sanders - 1921  
 Thomas Savage - 1931, 32, 33  
 Joe Scanlon - 1960, 61, 62  
 Adam Schabes - 1992, 93  
 C.C. Schad - 1923, 24, 25  
 Robert Schaefer - 1943  
 Jay Schauer - 1956  
 Tom Schilke - 1963  
 John Schimenz - 1947  
 Terrell Schlundt - 1980, 81, 82, 83  
 Eric Schnepf - 1950, 51  
 Roger Scholbe - 1944  
 Gene Schramka - 1950, 51, 52  
 Jerome Schudrowitz - 1941, 42, 43  
 Carl Schuette - 1943  
 William Schuette - 1930  
 Rueben (Rube) Schulz - 1952, 53, 54, 55  
 Jack Schumacker - 1928, 29  
 Richard Schwab - 1951, 52, 53  
 Franklin Schweers - 1941  
 Howard Scott - 1934, 35  
 Tom Sebastian - 1957  
 Elmer Seefeld - 1935, 36  
 Fredrick Seegar - 1934, 35, 36  
 Lawlor Seely - 1927  
 Dale Sevcik - 1952, 53, 54, 55  
 Jeff Sewell - 1968, 69, 70  
 Richard Shaw - 1995, 96, 97, 98  
 William Sheely - 1921, 22  
 Greg Shimon - 1979, 80, 81, 82  
 Charles Shinner - 1937  
 Albert Shipley - 1930, 31, 32  
 John Sichterman - 1984, 85  
 Jared Sighting - 2003, 04  
 Glenn Sievers - 1951, 52, 53  
 Blanton Simmons - 1966, 67, 68  
 Michael Sims - 1985, 86, 87, 88  
 Erich Siverling - 1951, 52, 53  
 Alvin Skat - 1942, 43, 47  
 Billy Joe Smith - 1965, 66  
 Gene Smith - 1966, 67  
 Jim Smith - 1954, 55, 56  
 Leo Smith - 1933  
 Marcell Smith - 1921  
 Morley Smith - 1966  
 Pat Smith - 1967, 68, 69  
 Shannon Smith - 1992, 93  
 Tony Smith - 1987, 88, 89, 90  
 Donald Smolinski - 1981, 82, 83, 84  
 Frank Snyder - 1944  
 P.L. Sokody - 1937, 38, 39  
 Tom Sonnenberg - 1969, 70, 71  
 Frank Sprafka - 1923, 24  
 Kurt Spychalla - 1971, 72, 73  
 Joe Stadden - 1932

William Staffeld - 1938, 39, 40  
 Charles Stark - 1921  
 Raymond Stawicki - 1946  
 Bob Steber - 1966  
 Harry Stehling - 1926  
 Thomas Stemper - 1922, 23, 24  
 William Stemper - 1931, 32  
 John Stone - 1963, 64  
 Joseph Storto - 1939, 40  
 Dwaine Streater - 1993, 94, 95, 96  
 Walter Stumpf - 1940  
 Robert Sullivan - 1948, 49  
 Gene Suppelsa - 1957, 58, 59  
 George Sutter - 1939, 40  
 Anthony Swanke - 1935  
 Michael Swieciak - 1941, 47

**T**  
 William (Earl) Tatum - 1973, 74, 75, 76  
 Joe Thomas - 1968, 69, 70  
 Gil Thomsen - 1940  
 George Thompson - 1967, 68, 69  
 John Thranow - 1927  
 Bernard Toone - 1976, 77, 78, 79  
 Todd Townsend - 2002, 03, 04, 05  
 James Trad - 1948  
 John Traudt - 1934  
 James Treis - 1955  
 Kerry Trotter - 1983, 84, 85, 86  
 Terry True - 1958

**V**  
 Robert Vanderhyden - 1962, 63  
 Ray Van Landuyt - 1951  
 Robert Van Vooren - 1952, 53, 54, 55  
 Robert Van Berekhy - 1939, 40, 41  
 Paul Vollmer - 1972, 73, 74, 75  
 Vic Vrobel - 1927, 28  
 William Yutiska - 1937

**W**  
 Dwyane Wade - 2002, 03  
 Randy Wade - 1972  
 William Waite, Jr. - 1948, 49  
 Bob Walczak - 1952, 55, 56, 57  
 Lloyd Walton - 1974, 75, 76  
 Brian Wardle - 1998, 1999, 2000, 01  
 Jim Warras - 1964  
 Marcus Washington - 1972, 73, 74  
 Carl Weisner - 1944  
 Henry Weisner - 1945, 46  
 William Wendt - 1933  
 Roy Wernitz - 1942, 43  
 Marcus West - 1997, 98  
 James Westerdahl - 1944  
 Raymond Wherry - 1937  
 Jerome Whitehead - 1976, 77, 78  
 Kenneth Wiesner - 1945, 46, 47  
 Michael Wilson - 1979, 80, 81, 82  
 Ralph Wilson - 1952, 53, 54  
 Fred Winter - 1944  
 Thomas Wise - 1946  
 Grant Wittberger - 1951, 52  
 Russell Wittberger - 1952, 53, 54, 55  
 Michael Wittenberg - 1928  
 Jon Wochner - 1965  
 John Wold - 1944  
 Bob Wolf - 1965, 66, 67  
 John Wolf - 1989, 90  
 Bernard Wolfe - 1936, 37, 38  
 Mark Worgull - 1980  
 Sam Worthen - 1979, 80  
 Eugene Wozny - 1937  
 Calvin Wunsch - 1946

**Y**  
 Con Yagodzinski - 1964

**Z**  
 Jeff Zavada - 1990, 91  
 Thaddeus Zimowicz - 1953  
 Jay Zulauf - 1991, 92, 93  
 Francis Zummach - 1932, 33, 34  
 Jack Zummach - 1928, 29, 30





# YEAR-BY-YEAR RESULTS

## 1916-17 (8-3)

**Coach: Ralph Risch**

**Captain: John Fay**

**Leading Scorer: Al Delmore (7.3 ppg)**

J 13	at Whitewater Normal	W	35-26
J 20	at Milwaukee Normal	W	24-16
J 24	at Concordia (Wis.)	W	35-31
F 3	at Campion	L	14-22
F 16	Carroll	L	21-24
F 20	at Milwaukee Normal	W	22-7
F 24	Oshkosh Normal	W	24-16
F 26	at Carroll	W	22-19
M 2	at Lawrence	L	12-19
M 10	Beloit	W	23-14

## 1917-18 (4-6)

**Coach: Jack Ryan**

**Captain: J.C. Long**

**Leading Scorer: Al Delmore (5.1 ppg)**

D 14	at Lawrence	L	13-25
D 19	at Wisconsin	L	14-15
J 14	Carroll	W	44-11
J 19	Milwaukee YMCA	L	10-26
J 26	Lawrence	W	28-14
F 9	at Ripon	W	22-17
F 15	at Northwestern College	L	12-24
F 16	at DePaul	L	17-21
F 22	DePaul	W	20-19
M 2	Ripon	L	10-20

## 1918-19 (no games)

## 1919-20 (9-3)

**Coach: Jack Ryan**

**Captain: Mark O'Malley**

**Leading Scorer: Mark O'Malley**

J 9	at Ripon	L	15-17
J 10	at Oshkosh Normal	W	17-9
J 17	Milwaukee YMCA	W	20-14
J 24	Beloit	W	28-16
J 26	Milwaukee Normal	W	22-18
J 31	at Notre Dame	W	23-22
F 4	Milwaukee Normal	W	31-14
F 14	Oshkosh Normal	W	32-14
F 20	at Stout	W	35-17
F 21	at St. Thomas (Minn.)	L	11-17
F 27	at Beloit	W	16-10
M 5	Ripon	L	16-29

## 1920-21 (14-3)

**Coach: Frank Murray**

**Captain: Mark O'Malley**

**Leading Scorer: Red Dunn**

D 18	Wisconsin	L	18-23
J 1	at Jonesboro (Ind.) YMCA	W	26-25
J 2	at Memphis YMCA	L	13-14
J 3	at Vanderbilt	W	29-6
J 4	at Nashville	W	44-13
J 5	Evansville YMCA	W	31-16
J 8	Hamline	W	38-22
J 15	at St. Viator	W	26-13
J 27	at Dubuque	W	26-13
J 28	at St. Thomas (Minn.)	W	24-19
J 29	at Hamline	L	23-30
F 5	at Notre Dame	W	26-19
F 9	Michigan Coal Mines	W	39-23
F 11	at Oshkosh Normal	W	17-13
F 25	Lawrence	W	23-13
M 2	Campion	W	29-20
M 7	Northwestern	W	31-18

## 1921-22 (15-5)

**Coach: Frank Murray**

**Captain: Dukes Deyford**

**Leading Scorer: Dick Quinn (7.0 ppg)**

D 10	at Milton	W	22-10
D 17	Oshkosh Normal	W	27-10
D 21	at Jonesboro (Ind.) YMCA	L	19-20
D 23	at Memphis YMCA	L	12-20
D 24	at Nashville	W	15-9
D 26	at Nashville	W	28-15
D 27	at Evansville YMCA	W	22-10
D 28	at Vincennes	W	24-21
D 29	at Michigan City (Ind.)	W	45-32
D 30	at Gary (Ind.) YMCA	W	22-21
D 31	at South Bend	L	17-25
J 14	at Bradley Tech	W	23-16
F 2	Indiana	L	17-20
F 9	at Columbia	W	21-10
F 10	at St. Mary's (Minn.)	W	27-6
F 11	at St. Thomas (Minn.)	L	11-21
F 16	at Michigan State	W	26-19
F 17	at Detroit	W	38-22
F 18	at St. Viator	W	20-10
F 25	at DePaul	W	44-17

## 1922-23 (19-2)

**Coach: Frank Murray**

**Captain: Red Dunn**

**Leading Scorer: Dick Quinn**

D 12	Milton	W	26-10
D 15	at Armour Tech	W	32-13
D 16	Butler	W	18-17
D 21	DePaul	W	23-16
J 3	at Wisconsin	W	9-8
J 8	Augustana	W	11-8
J 12	Lombard	W	19-18
J 13	Lombard	W	16-9
J 19	at Detroit	W	21-11
J 20	at DePaul	L	16-39
J 27	Carroll	W	21-18
F 1	St. Mary's (Minn.)	W	35-2
F 8	at Augustana	W	24-14
F 9	at Creighton	L	9-24
F 10	at Creighton	W	19-15
F 16	St. Viator	W	18-15
F 19	Detroit	W	16-13
F 22	Creighton	W	25-16
F 23	Creighton	W	7-6
F 24	Armour Tech	W	27-19
F 28	at Carroll	W	33-19

## 1923-24 (10-10)

**Coach: Frank Murray**

**Captain: Dick Quinn**

**Leading Scorer: Dick Quinn**

D 10	Milwaukee Normal	W	22-5
D 12	Milton	W	21-8
D 17	Millikin	W	22-14
D 19	Wisconsin	L	7-27
J 3	Franklin	L	18-19(2ot)
J 5	at Iowa	W	21-20
J 10	Augustana	W	30-23
J 12	Carroll	W	26-13
J 18	at Lombard	L	19-34
J 19	at Lombard	L	16-34
J 26	Lawrence	W	16-12
J 28	DePaul	W	20-18
F 8	Creighton	L	17-28
F 9	Creighton	W	20-18
F 13	Butler	L	18-24
F 16	St. Mary's (Minn.)	W	25-11
F 23	at Franklin	L	15-47

F 25	at DePaul	L	20-29
F 29	at Creighton	L	21-39
M 1	at Creighton	L	12-34

## 1924-25 (8-11)

**Coach: Frank Murray**

**Captain: John Fahay**

**Leading Scorer: Robert Demoling (3.6 ppg)**

D 10	Milton	W	17-12
D 13	Millikin	L	12-22
D 16	Milwaukee Normal	W	16-11
D 20	Butler	L	17-25
J 1	Iowa	L	17-28
J 7	DePaul	L	16-26
J 10	Creighton	L	15-31
J 16	at Millikin	L	12-31
J 17	at Concordia (Mo.)	W	23-15
J 21	at Carroll	L	16-36
J 24	Lawrence	L	13-25
J 29	St. Viator	W	29-22
F 7	at Loyola (Ill.)	W	18-17
F 10	at Lawrence	L	17-33
F 12	Carroll	W	18-17
F 20	at Armour Tech	L	16-32
F 21	at Creighton	L	13-24
F 24	Armour Tech	W	30-13
F 28	Loyola (Ill.)	W	31-20

## 1925-26 (8-13)

**Coach: Frank Murray**

**Captain: Robert Demoling**

**Leading Scorer: Robert Demoling**

D 5	Milwaukee Normal	W	30-14
D 10	Milton	W	25-10
D 14	Minnesota	W	28-17
D 18	Wisconsin	L	26-42
J 2	Iowa	L	16-19
J 5	Mercer	L	21-28
J 8	at Millikin	L	18-28
J 9	at Saint Louis	L	19-32
J 11	at Vanderbilt	W	19-16
J 12	at Georgia Tech	L	19-23
J 13	at Mercer	L	26-32
J 23	Creighton	W	17-15
F 4	at Lawrence	L	17-18
F 6	Butler	L	20-42
F 11	at Michigan State	W	29-25
F 12	at St. Viator	W	28-24
F 13	at Loyola (Ill.)	L	16-26
F 18	Loyola (Ill.)	W	19-18
F 20	Lawrence	L	13-16
F 26	at Des Moines	L	17-20
F 27	at Creighton	L	16-24

## 1926-27 (5-10)

**Coach: Frank Murray**

**Captain: Ed Herte**

**Leading Scorer: Floyd Razner (4.5 ppg)**

D 16	Milton	W	33-10
D 22	Wisconsin	L	26-29
D 29	Vanderbilt	L	15-22
J 1	Iowa	L	21-35
J 8	at Michigan State	L	33-35(ot)
J 10	at Butler	L	30-33
J 15	Creighton	W	31-22
J 22	Michigan State	W	24-12
F 4	Notre Dame	L	21-27
F 11	at Creighton	L	23-39
F 12	at Des Moines	W	26-24
F 19	Butler	L	23-35
F 22	Lawrence	W	24-22
F 26	at Notre Dame	L	13-33

M 1	at Lawrence	L	25-37
-----	-------------	---	-------

## 1927-28 (7-11)

**Captain: Floyd Razner**

**Leading Scorer: Jim O'Donnell (6.3 ppg)**

D 8	Milw. State Teachers	W	31-22
D 13	at Northwestern	L	22-53
D 21	Loyola (Ill.)	L	9-20
D 29	at Minnesota	L	22-38
J 1	Iowa	L	17-31
J 4	Oregon	W	16-15
J 6	at Lawrence	W	31-21
J 13	at Loyola (Ill.)	L	12-27
J 14	Creighton	W	26-20
J 21	Michigan State	W	21-18
F 4	Butler	L	20-23
F 13	Lawrence	W	29-20
F 17	at Des Moines	W	39-18
F 18	at Creighton	L	21-38
F 23	Notre Dame	L	13-23
F 25	at Michigan State	L	25-30
F 27	at Butler	L	15-53
M 3	at Notre Dame	L	19-24

## 1928-29 (8-8)

**Coach: Frank Murray**

**Captain: Walter Gerbert**

**Leading Scorer: Roy Andrew (5.3 ppg)**

D 21	at Iowa	L	15-38
J 5	Beloit	W	31-27
J 7	Lawrence	W	25-21
J 12	at Michigan State	L	19-29
J 13	at Detroit	W	21-13
J 19	Creighton	L	20-32
J 21	Grinnell	W	27-25
J 28	at Lawrence	W	28-22
F 2	Drake	W	23-22
F 5	Notre Dame	L	17-29
F 9	at Grinnell	L	22-23
F 18	Detroit	W	19-14
F 23	at Creighton	L	17-26
F 25	at Drake	W	37-31
M 2	at Notre Dame	L	16-19
M 4	Michigan State	L	15-26

## 1929-30 (11-12)

**Coach: Cord Lipe**

**Captain: Jim O'Donnell**

**Leading Scorer: Roy Andrew (6.7 ppg)**

D 10	Milw. State Teachers	W	20-16
D 14	at Grinnell	L	15-22
D 16	at Illinois Wesleyan	L	18-25
D 21	Iowa	W	29-19
D 28	Montana State	L	30-39
J 1	North Dakota State	W	26-17
J 4	Lawrence	W	26-23
J 11	at Notre Dame	L	28-44
J 14	Grinnell	W	26-22
J 18	Creighton	L	17-19
J 20	Detroit	W	30-21
J 31	at Michigan State	L	17-24
F 1	at Detroit	L	23-24
F 4	Notre Dame	L	18-20
F 7	at Northwestern	L	19-40
F 11	at Wisconsin	L	15-29
F 13	Wisconsin	L	22-29
F 15	at Drake	W	22-16
F 17	at Creighton	L	26-28
F 25	at Lawrence	W	26-25
F 27	Drake	W	41-14
M 1	Michigan State	W	21-14
M 4	at Iowa	W	39-21

1920

YEAR-BY-YEAR RESULTS



# YEAR-BY-YEAR RESULTS

## 1930-31 (11-7)

**Coach: Bill Chandler**

**Captain: Joe King**

**Leading Scorer: Whitey Budrunas (8.9 ppg)**

D 8	Milw. State Teachers	W	27-19
D 12	Illinois Wesleyan	W	16-11
D 17	Pittsburgh	L	18-24
D 22	Brigham Young	W	35-31
D 30	Wisconsin	W	16-14
J 6	Chicago	L	20-23
J 9	at Michigan State	L	16-19
J 10	at Detroit	W	26-21
J 13	at Notre Dame	L	23-20
J 19	Creighton	W	22-18
J 31	at Lawrence	W	18-14
F 2	Detroit	W	35-22
F 7	Grinnell	L	17-21
F 16	Lawrence	W	28-24
F 24	at Grinnell	W	33-22
F 25	at Creighton	W	22-21
F 28	Michigan State	L	21-24
M 6	Notre Dame	L	25-26

## 1931-32 (11-8)

**Coach: Bill Chandler**

**Captains: Whitey Budrunas, Frank Zummach**

**Leading Scorer: Whitey Budrunas (8.9 ppg)**

D 10	at Milw. State Teachers	W	44-24
D 14	Brigham Young	L	32-39
D 17	Lawrence	W	25-22
D 21	Wisconsin	W	26-23
J 4	Chicago	W	36-21
J 12	at Notre Dame	L	31-43
J 18	Creighton	W	30-24
J 20	at Wisconsin	L	16-18
J 29	at Lawrence	W	24-21
F 3	at Purdue	L	23-26
F 4	at Indiana	L	18-30
F 11	Grinnell	W	43-29
F 13	at Detroit	W	31-30
F 15	at Michigan State	L	23-25(2ot)
F 22	Detroit	W	37-26
F 25	Michigan State	W	43-18
F 27	at Creighton	L	22-51
F 29	at Grinnell	W	40-22
M 4	Notre Dame	L	26-37

## 1932-33 (14-3)

**Coach: Bill Chandler**

**Captains: Gene Ronzani, Al Shipley**

**Leading Scorer: Ray Morstadt (9.6 ppg)**

D 6	Whitewater St. Teachers	W	45-19
D 10	at Northwestern	L	29-36
D 17	at Wisconsin	W	18-16
D 20	Indiana	W	21-20
J 3	Wisconsin	W	22-16
J 7	at Notre Dame	W	35-32
J 12	at Michigan State	W	32-28
J 14	at Detroit	W	28-20
J 16	Creighton	L	22-27
J 28	Mexico City Falls	W	36-29
F 11	Chicago	W	44-16
F 20	at Carroll	W	35-23
F 25	Michigan State	W	28-21
F 28	Carroll	W	28-20
M 2	Northwestern	W	26-24
M 4	Detroit	W	35-21
M 7	Notre Dame	L	34-36

## 1933-34 (15-4)

**Coach: Bill Chandler**

**Captains: Adolph Gorychka, Ed Mullen**

**Leading Scorer: Ray Morstadt (8.5 ppg)**

D 6	Oshkosh State Teachers	W	44-19
D 9	Lawrence	W	41-10
D 12	Northwestern	W	24-22
D 16	at Wisconsin	L	30-32
D 20	Nebraska	W	25-22
D 29	at Chicago	W	31-24
J 2	Wisconsin	W	28-26
J 9	at Notre Dame	L	28-30
J 12	Western Michigan	W	37-26
J 18	at Michigan State	W	26-24
J 20	at Western Michigan	L	18-30
F 3	Chicago	W	33-25
F 10	Ohio State	W	39-28
F 17	at Creighton	L	25-31
F 19	at St. Ambrose	W	23-20
F 23	Michigan State	W	40-16
F 28	Ripon	W	40-20
M 3	Saint Louis	W	30-21
M 10	Notre Dame	W	21-20

## 1934-35 (11-7)

**Coach: Bill Chandler**

**Captain: Ray Morstadt**

**Leading Scorer: Ray Morstadt (10.9 ppg)**

D 7	Milw. State Teachers	W	40-13
D 11	Lawrence	W	48-17
D 15	at Wisconsin	L	20-29
D 17	Chicago	W	33-23
D 22	Wisconsin	W	33-25
D 28	Stanford	W	39-26
J 2	Purdue	L	35-44
J 5	at Chicago	W	28-24
J 8	at Notre Dame	L	20-23
J 14	Creighton	L	29-31
J 17	at Michigan State	L	29-30
J 19	at Western Reserve	W	37-34
F 6	Oshkosh State Teachers	W	42-30
F 16	Northwestern	L	23-34
F 18	Michigan State	W	20-17
F 23	at Saint Louis	L	35-38
F 26	at Lawrence	W	31-24
M 1	Notre Dame	W	36-21

## 1935-36 (7-12)

**Coach: Bill Chandler**

**Captain: Cy Rubado**

**Leading Scorer: Charles Eirich (5.7 ppg)**

D 2	Milw. State Teachers	W	29-25
D 7	Lawrence	W	37-22
D 10	Chicago	W	28-27
D 14	at Wisconsin	L	22-35
D 21	Wisconsin	L	21-46
D 28	at Minnesota	W	34-31
D 30	Iowa	L	27-31
J 4	Northwestern	L	15-37
J 11	Oshkosh State Teachers	W	32-31
J 14	at Notre Dame	L	22-37
J 17	at Michigan State	W	21-20
J 18	at Michigan State	L	31-35(ot)
J 22	Chicago	L	40-45
F 7	Butler	L	35-38
F 15	Western Reserve	W	28-24
F 18	at Saint Louis	L	27-32
F 22	Michigan State	L	28-29
F 29	at Creighton	L	34-44

M 7 Notre Dame L 34-37

## 1936-37 (8-8)

**Coach: Bill Chandler**

**Captain: Bob O'Keefe**

**Leading Scorer: Glenn Adams (5.0 ppg)**

D 5	Chicago	W	25-21
D 7	Ripon	W	40-14
D 12	at Wisconsin	L	21-29
D 19	Wisconsin	L	29-35
J 2	Iowa	L	34-37
J 6	at Chicago	W	23-15
J 9	Saint Louis	W	34-29
J 16	at Michigan State	W	32-25
J 18	at Western Michigan	L	26-31
J 23	at Butler	L	26-29(ot)
F 6	at Northwestern	L	34-37
F 11	at Saint Louis	W	30-29
F 13	Michigan State	W	31-26
F 20	at Notre Dame	L	24-41
F 24	Creighton	W	44-31
F 27	Notre Dame	L	35-39

## 1937-38 (14-5)

**Coach: Bill Chandler**

**Captains: Al Cofone, George Hesik, Paul Sokody**

**Leading Scorer: Paul Sokody (6.7 ppg)**

D 4	at Wisconsin	W	32-21
D 7	Northwestern	L	29-31
D 11	at Chicago	L	28-36
D 18	Wisconsin	W	38-32
D 28	Chicago	W	38-21
J 1	Iowa	W	36-23
J 8	Butler	W	39-32
J 15	Western Michigan	W	61-34
J 21	at Michigan State	W	41-24
J 24	at Western Michigan	W	42-36
F 4	at Canisius	L	42-44
F 5	at Niagara	W	48-33
F 9	Notre Dame	W	45-43
F 12	at Butler	W	25-20
F 14	at Kentucky	L	33-35
F 19	Michigan State	W	40-26
F 26	at Creighton	W	33-32
F 28	at Columbia	W	32-30(2ot)
M 4	at Notre Dame	L	28-39

## 1938-39 (12-5)

**Coach: Bill Chandler**

**Captains: Erwin Graf, Dave Quabius**

**Leading Scorer: Bob Deneen (11.4 ppg)**

D 5	at Wisconsin	L	26-27
D 10	Chicago	W	43-23
D 17	Wisconsin	W	46-27
D 21	at Chicago	W	40-32
D 23	at Carleton	W	35-28
D 31	Santa Clara	W	33-31
J 2	Butler	W	43-36
J 11	at Long Island	L	34-41
J 13	at Temple	L	36-38
J 21	Western Michigan	W	45-32
F 2	at Northwestern	W	36-26
F 4	at Kentucky	L	31-39
F 11	at Western Michigan	W	37-31
F 13	at Michigan State	L	29-35
F 18	at Notre Dame	W	47-22
F 20	Michigan State	W	38-36(ot)
F 25	Notre Dame	W	58-50

## 1939-40 (7-9)

**Coach: Bill Chandler**

**Captains: Bob Deneen, Bill McDonald**

**Leading Scorer: Bob Deneen (9.7 ppg)**

D 2	Ripon	W	35-26
D 9	at Wisconsin	L	39-46
D 16	Wisconsin	W	41-28
D 21	at Duquesne	L	34-47
D 30	Iowa	W	49-43(ot)
J 6	at Wayne State	W	42-39
J 13	at Detroit	W	44-41
J 15	at Michigan State	L	19-48
J 20	Northwestern	W	46-30
F 3	Kentucky	L	45-51
F 7	Chicago	W	41-29
F 12	Detroit	L	25-29
F 17	at Butler	L	32-43
F 20	at Notre Dame	L	39-56
F 24	Michigan State	L	17-21
M 2	Notre Dame	L	32-36

## 1940-41 (2-13)

**Coach: Bill Chandler**

**Captain: Bill Komenich**

**Leading Scorer: Bill Komenich (7.2 ppg)**

D 7	at Wisconsin	L	32-38
D 14	at Nebraska	L	20-35
D 16	at Creighton	L	12-57
D 21	Wisconsin	W	40-30
D 31	Illinois	L	32-40
J 4	at Chicago	L	28-34
J 10	at Michigan State	L	18-25
J 11	at Detroit	L	45-48
J 14	Duquesne	L	18-24
F 1	at Notre Dame	L	40-58
F 7	Butler	W	41-37
F 15	at Butler	L	38-40
F 22	Michigan State	L	36-37
M 1	Detroit	L	33-36
M 8	Notre Dame	L	39-44

## 1941-42 (6-11)

**Coach: Bill Chandler**

**Captains: Bernol Ketchum, Matt Reich**

**Leading Scorer: Ray Kuffel (8.4 ppg)**

D 6	at Wisconsin	L	34-35
D 9	at Illinois	L	43-45
D 13	Chicago	W	49-24
D 20	Wisconsin	L	25-36
D 31	Michigan	W	49-42
J 10	Butler	W	39-29
J 14	at Syracuse	L	29-41
J 16	at Michigan State	L	40-51
J 17	at Detroit	L	32-34
J 31	at Notre Dame	L	42-66
F 5	at Bradley	L	50-52(ot)
F 7	Georgetown (N)	L	34-35
F 14	at Butler	W	40-30
F 21	Michigan State	L	45-47
F 28	Detroit	W	42-38
M 7	Notre Dame	W	46-43
M 10	at Great Lakes	L	48-52

## 1942-43 (9-10)

**Coach: Bill Chandler**

**Captains: Bill Chandler, Jr., Jerry Schudrowitz**

**Leading Scorer: Ray Kuffel (8.9 ppg)**

D 1	Carroll	W	52-37
D 5	at Wisconsin	L	36-45
D 8	Carleton	W	40-36
D 12	at Michigan	L	32-42
D 14	at Chicago	W	53-40
D 19	Wisconsin	L	38-50
D 31	DePaul	L	46-54





# YEAR-BY-YEAR RESULTS

J 16	Great Lakes	L	54-60
J 30	at Bradley	W	52-45
F 2	at Notre Dame	L	45-50
F 6	Ripon	W	48-39
F 13	at Detroit	L	31-39
F 15	at Michigan State	W	46-39
F 20	Syracuse	W	50-48
F 24	at Great Lakes	L	37-56
F 27	Detroit	W	38-30
M 6	Notre Dame	L	47-49

## 1943-44 (8-6)

**Coach: Bill Chandler**  
**Leading Scorer: Howie Kallenberger (12.1 ppg)**

D 4	at Wisconsin	W	51-43
D 11	Lawrence	W	43-31
D 18	Wisconsin	L	37-40
D 31	Camp Grant	L	44-47
J 8	St.Thomas (Minn.)	W	44-30
J 11	at Notre Dame	L	46-52
J 15	Great Lakes	L	36-45
J 18	at Camp Grant	W	46-38
J 21	at DePaul	W	51-49
J 29	Notre Dame	W	60-43
F 2	at Great Lakes	L	24-67
F 11	at Western Michigan	L	30-47
F 12	at Detroit	W	63-34
F 19	Detroit	W	45-11

## 1944-45 (7-10)

**Coach: Bill Chandler**  
**Leading Scorer: Gene Berce (13.4 ppg)**

D 2	Milw. State Teachers	W	83-28
D 9	at Wisconsin	L	40-45
D 16	at Northwestern	L	44-58
D 23	Wisconsin	L	39-46
D 30	Minnesota	L	40-43
J 2	at Truax Field	L	42-45
J 6	Western Michigan	L	45-48
J 13	Great Lakes	L	47-57
J 16	at Notre Dame	L	56-79
J 20	Lawrence	W	51-19
J 27	at DePaul	L	32-59
J 31	at Lawrence	W	83-47
F 3	Truax Field	W	73-55
F 6	at Western Michigan	W	52-50
F 10	Detroit	W	50-32
F 13	at Great Lakes	L	65-75
F 17	Notre Dame	W	56-55

## 1945-46 (11-7)

**Coach: Bill Chandler**  
**Captains: Orlando Palesse, Bob Rosendahl**  
**Leading Scorer: Howie Kallenberger (9.3 ppg)**

N 23	Carroll	W	46-23
N 26	Milw. State Teachers	W	57-18
D 1	Ripon	W	55-21
D 8	at Wisconsin	L	32-42
D 15	at Northwestern	L	35-64
D 22	Wisconsin	W	62-41
D 31	Nebraska	W	48-36
J 5	Bradley	W	47-30
J 12	Great Lakes	W	47-37
J 18	at Western Michigan	W	47-46
J 19	at Detroit	L	36-43
J 22	at Notre Dame	L	67-69
J 26	at DePaul	L	38-66
F 2	Detroit	L	27-35
F 5	at Great Lakes	L	61-66
F 9	Western Michigan	W	56-47

F 11	at Bradley	W	56-55
F 16	Notre Dame	W	68-59

**1946-47 (9-14)**  
**Coach: Bill Chandler**  
**Captain: Chuck Polzin**  
**Leading Scorer: Gene Berce (14.7 ppg)**

N 26	Beloit	W	72-43
D 2	Ripon	W	65-46
D 7	at Wisconsin	L	51-65
D 11	at Illinois	L	40-73
D 14	at Northwestern	L	49-63
D 16	Rice	L	38-45
D 21	Wisconsin	W	55-47
D 23	Indiana	L	50-74
D 31	Michigan	L	64-70
J 4	at Detroit	L	41-48
J 6	at Michigan State	L	51-53
J 11	Loyola (Ill.)	L	50-55
J 16	at Bradley	L	59-69
J 18	Ft. Sheridan	W	67-58
J 28	at Notre Dame	L	61-87
F 3	Michigan State	L	55-56
F 7	at St.Thomas (Minn.)	W	70-55
F 11	at DePaul	W	52-45
F 15	Loyola (La.)	W	61-46
F 22	Bradley	W	67-57
F 26	at Loyola (Ill.)	L	52-62
M 1	Detroit	W	71-46
M 8	Notre Dame	L	68-73

## 1947-48 (9-15)

**Coach: Bill Chandler**  
**Captain: Gene Berce**  
**Leading Scorer: Gene Berce (17.7 ppg)**

N 29	Ripon	W	64-52
D 6	at Wisconsin	L	50-57
D 8	Wayne State	W	67-55
D 10	at Purdue	L	44-61
D 13	Ohio State	L	70-83
D 20	Michigan	L	70-78
D 31	Wisconsin	L	60-67
J 3	Springfield	W	79-57
J 12	at Detroit	W	71-43
J 13	at Michigan State	L	54-57
J 17	Bowling Green	W	69-66
J 19	at Northwestern	L	38-68
J 24	Loyola (Ill.)	L	64-70
J 28	Illinois	L	66-88
F 2	Regis	W	57-48
F 7	at DePaul	L	49-65
F 10	Loyola (La.)	W	81-52
F 14	Michigan State	L	48-53
F 17	at Loyola (Ill.)	L	58-60
F 20	at John Carroll	W	73-58
F 21	at Bowling Green	L	55-74
F 25	at Notre Dame	L	55-72
F 28	Detroit	W	63-40
M 6	Notre Dame	L	62-76

## 1948-49 (8-13)

**Coach: Bill Chandler**  
**Captain: Frank McCabe**  
**Leading Scorer: Frank McCabe (12.7 ppg)**

N 27	Carroll	W	70-37
D 4	at Wisconsin	L	63-67(ot)
D 6	at Ohio State	L	47-72
D 11	Purdue	L	51-65
D 20	San Diego State	W	56-50
D 31	Wisconsin	L	34-60
J 3	at Indiana	L	47-56
J 7	at Michigan State	W	68-48
J 8	at Detroit	L	38-39

J 11	St.Thomas (Minn.)	W	61-52
J 14	at John Carroll	W	56-54
J 15	at Bowling Green	L	56-79
J 18	at Loyola (Ill.)	L	41-56
J 24	at Northwestern	L	38-70
J 29	#13 Loyola (Ill.)	L	59-74
F 5	Michigan State	W	59-42
F 8	Notre Dame	L	64-71
F 14	#14 Bowling Green	L	56-59
F 16	at Notre Dame	L	42-59
F 19	Wayne State	W	59-44
F 26	Detroit	W	71-47

## 1949-50 (6-17)

**Coach: Bill Chandler**  
**Captain: Joe Faupl**  
**Leading Scorer: Mel Peterson (10.1 ppg)**

N 26	Carroll	W	64-56
N 28	Ripon	W	78-63
D 3	at Wisconsin	L	48-63
D 5	at Ohio State	L	53-82
D 10	Houston	W	69-64
D 12	at Loyola (Ill.)	L	48-76
D 17	Wisconsin	L	45-62
D 31	UCLA	L	52-68
J 7	at #16 Minnesota	L	38-74
J 11	Loyola (Ill.)	L	56-59
J 13	at Michigan State	L	64-81
J 14	at Wayne State	L	50-54
J 28	at Purdue	L	58-74
J 30	Detroit	L	55-64
F 4	at #16 Notre Dame	L	61-79
F 6	at John Carroll	L	64-77
F 7	at Detroit	L	44-57
F 11	Wayne State	W	59-54
F 18	Creighton	W	80-68
F 20	at Northwestern	L	52-61
F 25	Michigan State	W	75-58
F 28	at Saint Louis	L	44-69
M 4	Notre Dame	L	58-65

## 1950-51 (8-14)

**Coach: Bill Chandler**  
**Captain: Russ Geldmacher**  
**Leading Scorer: Grant Wittberger (12.8 ppg)**  
**Leading Rebounder: Grant Wittberger (10.5 rpg)**

N 25	St. Norbert	L	53-61
N 27	Ripon	W	64-54
D 2	at Wisconsin	L	42-49
D 4	at Illinois	L	47-66
D 9	Ohio State	L	55-76
D 12	at Michigan	L	37-40
D 16	Wisconsin	W	61-58
D 19	at Michigan State	L	42-74
D 20	at Detroit	L	51-64
D 28	Northwestern	L	69-81
J 8	Detroit	W	65-62
J 13	Wayne State	W	63-49
J 15	at Bowling Green	L	66-72
J 16	at Kent	L	50-56
F 3	at Notre Dame	L	56-82
F 5	at Wayne State	W	50-45
F 10	Purdue	L	58-76
F 17	at Loyola (Ill.)	L	61-67
F 19	at Creighton	W	57-55
F 23	Loyola (Ill.)	L	54-55
F 26	Bowling Green	W	60-56
M 3	Notre Dame	W	55-50

**1951-52 (12-14)**  
**National Catholic Champions**  
**Coach: Fred (Tex) Winter**

**Captain: Gene Schramka**  
**Leading Scorer: Russ Wittberger (12.0 ppg)**

**Leading Rebounder: Grant Wittberger (9.1 rpg)**

N 24	Carroll	W	78-67
N 26	St. Norbert	W	81-37
D 1	at Wisconsin	L	46-48
D 4	Ripon	W	94-27
D 8	at Louisville	L	63-76
D 10	at Purdue	L	68-81
D 15	Michigan State	L	48-53
D 22	Wisconsin	W	51-47
D 27	at Bradley	L	52-61
D 31	#2 Illinois	L	57-68
J 2	Detroit	L	61-63
J 5	Loyola (Ill.)	L	65-66
J 12	Notre Dame	L	56-74
J 19	Valparaiso	L	60-63
F 2	Michigan	W	64-57
F 7	at Notre Dame	W	57-50
F 9	at Bowling Green	W	75-74
F 14	at Toledo	W	58-52
F 16	at Detroit	L	66-72
F 21	at Loyola (Ill.)	L	55-74
F 23	Creighton	W	55-45
F 25	Bowling Green	L	67-68
M 1	at #5 Saint Louis	L	63-98
M 19	Iona*	W	66-59
M 20	St. Francis (N.Y.)*	W	76-57
M 22	St. Francis (Pa.)*	W	76-64

\*National Catholic Tournament (Troy, N.Y.)

## 1952-53 (13-11)

**Coach: Fred (Tex) Winter**  
**Captain: Dick Schwab, Glenn Sievers**  
**Leading Scorer: Russ Wittberger (19.4 ppg)**  
**Leading Rebounder: Russ Wittberger (8.5 rpg)**

D 1	at Michigan	L	72-80
D 5	at Wisconsin	L	55-76
D 6	at Michigan State	L	51-62
D 8	Ripon	W	83-55
D 13	Notre Dame	L	64-84
D 16	St. Norbert	W	110-70
D 20	at Louisville	L	76-78
D 27	at Bradley	W	88-77
D 31	#9 Minnesota	W	70-59
J 3	Loyola (Ill.)	W	66-58
J 8	at Creighton	W	55-54
J 10	at #1 Kansas State	L	72-88
J 12	at Wichita State	W	83-80
J 17	Valparaiso	W	86-67
J 30	at Detroit	W	92-83
F 2	at Toledo	L	70-72
F 7	Louisville	L	83-86
F 9	at Drake	L	67-74
F 14	Drake	W	83-74
F 18	at Notre Dame	L	68-74
F 21	Bowling Green	W	90-67
F 23	at Loyola (Ill.)	W	82-75(ot)
M 2	Detroit	W	80-74
M 7	Bradley	L	74-78

## 1953-54 (11-15)

**Coach: Jack Nagle**  
**Captain: Ralph Wilson**  
**Leading Scorer: Terry Rand (15.2 ppg)**  
**Leading Rebounder: Terry Rand (10.3 rpg)**

D 1	Ripon	W	80-34
D 4	Wisconsin	L	56-64
D 7	Creighton	W	92-73

1950

YEAR-BY-YEAR RESULTS



# YEAR-BY-YEAR RESULTS

D 28	Yale	L	57-66
D 31	Michigan	L	68-76
J 2	at Louisville	L	68-76
J 5	Toledo	W	80-60
J 9	Drake	W	81-69
J 11	at Loyola (Ill.)	W	68-63
J 16	Valparaiso	W	91-72
J 30	at Bowling Green	L	79-86
F 2	Detroit	W	74-68
F 6	at Drake	L	69-76
F 8	at Creighton	L	82-93
F 12	Bradley	L	90-97
F 15	St. Norbert	W	87-58
F 20	Louisville	L	79-88
F 22	Loyola (Ill.)	W	88-82
F 25	at #6 Notre Dame	L	66-79
F 27	at Detroit	L	76-80
M 6	#5 Notre Dame	L	68-79
M 8	at Bradley	W	76-68

## 1954-55 (24-3)

**NCAA East Regional**  
**Coach: Jack Nagle**  
**Captains: Rube Schulz, Russ Wittberger**  
**Leading Scorer: Terry Rand (15.9 ppg)**  
**Leading Rebounder: Terry Rand (14.7 ppg)**

D 1	at Michigan State	L	72-91
D 4	Ripon	W	113-56
D 6	Creighton	W	96-68
D 8	St. Norbert	W	83-47
D 15	at Michigan	W	83-78
D 18	Valparaiso	W	78-67
D 21	South Dakota State	W	89-67
D 28	San Jose State	W	80-68
D 31	#13 Louisville	W	66-62
J 3	Drake	W	74-71
J 8	Bradley	W	97-73
J 10	at Loyola (Ill.)	W	92-77
J 12	at #20 Louisville	W	82-78
J 15	Loyola (Ill.)	W	80-67
J 27	at Loyola (La.)	W	73-70
J 28	at Loyola (La.)	W	90-88(ot)
F 5	at Drake	W	64-60
F 7	at Creighton	W	88-77
F 12	Bowling Green	W	101-56
F 14	Detroit	W	100-81
F 16	at Bradley	W	93-83
F 24	at Notre Dame	W	84-74
F 26	at Valparaiso	W	81-68
M 5	Notre Dame	L	64-85
M 9	Miami (Ohio)*	W	90-79
M 11	#2 Kentucky#	W	79-71
M 12	#5 Iowa#	L	81-86

\*NCAA Tournament (Lexington, Ky.)  
 #NCAA Tournament (Evanston, Ill.)

## 1955-56 (13-11)

**National Invitation Tournament**  
**Coach: Jack Nagle**  
**Captain: Don Bugalski**  
**Leading Scorer: Terry Rand (20.3 ppg)**  
**Leading Rebounder: Terry Rand (13.1 ppg)**

D 2	St. Norbert	W	88-43
D 7	Valparaiso	W	89-75
D 10	South Dakota State	W	84-70
D 13	Miami (Ohio)	W	71-65
D 16	#1 San Francisco*	L	58-65
D 17	#6 Duquesne*	W	83-59
D 21	Louisville	L	68-84
D 26	North Dakota	W	72-37
D 29	#7 Utah#	L	84-89

D 30	#19 Alabama#	L	75-77
J 4	Paris (France)	W	74-43
J 7	Loyola (La.)	W	85-68
J 10	at Valparaiso	W	78-76
J 14	Loyola (Ill.)	W	68-59
J 28	Bradley	L	57-65
F 4	Drake	L	63-66
F 8	Michigan State	W	90-81(ot)
F 11	at Louisville	L	65-76
F 14	Creighton	W	73-65
F 18	at Detroit	L	71-72
F 20	at Notre Dame	L	85-88
F 25	at Loyola (Ill.)	W	80-73
F 29	Notre Dame	L	69-87
M 17	Seton Hall%	L	78-96

## 1956-57 (10-15)

**Coach: Jack Nagle**  
**Captain: Dennis Carroll**  
**Leading Scorer: Mike Moran (20.4 ppg)**  
**Leading Rebounder: John Glaser (14.0 ppg)**

D 3	St. Norbert	W	77-53
D 5	DePaul	W	61-60(ot)
D 8	at Kansas	L	61-78
D 10	North Dakota State	W	78-49
D 15	#4 Louisville	L	68-75
D 17	Drake	W	100-84
D 19	St. Francis (Pa.)	L	72-79
D 22	at Michigan State	L	65-92
D 27	Georgia Tech*	W	102-78
D 28	#11 Oklahoma City*	L	58-63
D 29	Memphis State*	L	76-77
J 5	Loyola (Ill.)	L	69-71
J 7	Detroit	W	69-64
J 21	at Minnesota	L	78-99
J 22	at St. Thomas (Minn.)	L	63-69
J 24	at North Dakota	W	72-57
J 30	Creighton	W	67-56
F 2	Bowling Green	W	70-67
F 6	#14 Canisius	W	81-80
F 9	at #8 Bradley	L	65-85
F 13	at #8 Louisville	L	79-99
F 18	at Missouri	L	76-98
F 23	at Loyola (Ill.)	L	79-81(ot)
F 26	Notre Dame	L	56-76
M 6	at Notre Dame	L	55-94

## 1957-58 (11-11)

**Coach: Jack Nagle**  
**Captain: John Glaser**  
**Leading Scorer: Mike Moran (17.1 ppg)**  
**Leading Rebounder: Walt Mangham (10.2 ppg)**

D 2	at Illinois	L	90-100
D 4	St. Norbert	L	47-49
D 6	Missouri	L	56-57
D 9	Kansas	L	62-82
D 14	#15 Notre Dame	W	78-64
D 18	at Louisville	L	65-73
D 20	Nebraska	W	79-64
D 27	Georgia Tech*	L	58-67
D 28	Columbia*	W	82-51
J 4	Loyola (Ill.)	W	64-61
J 11	Louisville	W	85-79
J 25	at Loyola (Ill.)	L	58-63
J 27	Toledo	W	58-55
F 1	Boston College	W	80-64
F 5	Creighton	W	94-48

F 8	at Creighton	W	78-70
F 10	at Notre Dame	L	74-106
F 15	at Canisius	W	84-80(ot)
F 17	at Bowling Green	L	76-91
F 22	at Western Michigan	W	96-68
F 25	Valparaiso	L	74-92
F 27	at Drake	L	76-94

\*Motor City Tournament (Detroit Mich.)

## 1958-59 (23-6)

**NCAA Midwest Regional**  
**Coach: Eddie Hickey**  
**Captain: Gene Suppelsa**  
**Leading Scorer: Mike Moran (18.1 ppg)**  
**Leading Rebounder: Don Kojis (13.0 ppg)**

D 2	at Wisconsin	W	76-47
D 6	Illinois	W	69-53
D 8	at Nebraska	L	60-62
D 9	at Creighton	W	53-49
D 13	St. Norbert	W	82-74
D 15	Drake	W	79-63
D 18	New York	W	70-59
D 20	Creighton	W	70-49
D 22	#9 Xavier (Ohio)	W	86-71
D 27	UW-Milwaukee	W	76-60
J 3	at Detroit	W	78-63
J 5	Loyola (Ill.)	W	70-59
J 9	Air Force	W	67-46
J 13	at Valparaiso	W	96-74
J 31	#17 Louisville	W	66-62
F 2	Detroit	W	75-66
F 4	Bowling Green	W	73-62
F 7	at Loyola (Ill.)	W	90-60
F 9	at DePaul	L	80-89
F 14	at Louisville	L	55-68
F 21	at Xavier (Ohio)	W	79-70
F 24	Notre Dame	W	95-76
F 27	at Western Michigan	W	81-71
F 28	at Toledo	W	56-53
M 4	DePaul	W	82-69
M 7	at Notre Dame	L	35-51
M 10	Bowling Green*	W	89-71
M 13	#7 Michigan State#	L	69-74
M 14	#2 Kentucky#	L	69-98

\*NCAA Tournament (Lexington, Ky.)  
 #NCAA Tournament (Evanston, Ill.)

## 1959-60 (13-12)

**Coach: Eddie Hickey**  
**Captain: Jim Kollar**  
**Leading Scorer: Don Kojis (20.9 ppg)**  
**Leading Rebounder: Don Kojis (15.4 ppg)**

D 3	at New York	L	69-70
D 5	Abilene Christian	W	88-63
D 8	Valparaiso	W	75-58
D 11	South Dakota State	W	74-69
D 14	at Illinois	L	77-89
D 19	Wisconsin	W	84-66
D 22	Stanford	W	63-50
D 26	UW-Milwaukee	W	84-70
D 28	at DePaul	L	55-75
J 2	Loyola (Ill.)	W	63-60
J 6	St. Norbert	W	98-64
J 9	Louisville	W	61-57
J 12	#20 Detroit	L	85-89
J 28	St. John's (N.Y.)	L	63-69
J 30	#2 Bradley	L	59-62(ot)
F 3	at #14 Detroit	L	58-65
F 6	at Air Force	L	68-70(ot)
F 10	at Louisville	W	78-70
F 13	at Loyola (Ill.)	W	79-66
F 15	at Xavier (Ohio)	L	75-79

F 20	at #14 St. Bonaventure	L	70-74
F 23	DePaul	L	63-65
F 25	at Drake	W	73-64
M 1	Xavier (Ohio)	W	67-61
M 4	at Creighton	L	66-69

## 1960-61 (16-11)

**NCAA Midwest Regional**  
**Coach: Eddie Hickey**  
**Captain: Ed Carter**  
**Leading Scorer: Don Kojis (21.4 ppg)**  
**Leading Rebounder: Don Kojis (17.1 ppg)**

D 3	North Dakota	W	107-69
D 6	UW-Milwaukee	W	99-63
D 10	at Wisconsin	L	51-55
D 13	#16 Wichita State	W	83-79
D 17	#19 Illinois	W	96-87
D 20	Iowa State	W	70-62
D 23	at DePaul	L	78-81(ot)
D 29	Wake Forest*	W	91-83
D 30	#6 Duke*	L	73-86
D 31	Villanova*	L	70-75
J 4	Loyola (Ill.)	W	83-71
J 7	#4 Louisville	L	63-84
J 10	at Detroit	W	85-63
J 14	Creighton	W	89-64
J 28	at #3 Bradley	L	68-84
J 31	#2 St. Bonaventure	L	63-92
F 8	DePaul	W	87-64
F 11	at Xavier (Ohio)	W	88-79(ot)
F 14	at Loyola (Ill.)	L	78-81
F 18	at Air Force	W	72-63
F 23	at St. John's (N.Y.)	L	69-85
F 25	Drake	W	74-72
F 28	Detroit	W	85-69
M 4	at Louisville	L	50-75
M 9	Xavier (Ohio)	W	77-74
M 11	at Kentucky	W	88-72
M 15	at Houston#	L	61-77

\*Dixie Classic Tournament (Raleigh, N.C.)  
 #NCAA Tournament (Houston, Texas)

## 1961-62 (15-11)

**Coach: Eddie Hickey**  
**Captain: Dick Nixon**  
**Leading Scorer: Ron Glaser (16.4 ppg)**  
**Leading Rebounder: Dave Erickson (8.4 ppg)**

D 1	Aquinas	W	79-50
D 4	at Iowa State	L	68-72
D 9	Northern Michigan	W	98-60
D 15	at #8 Kansas State	L	64-80
D 16	at Kansas	L	62-76
D 20	Wisconsin	W	92-75
D 23	Minnesota	W	69-63
D 27	UW-Milwaukee	W	93-50
D 30	Bradley	L	56-87
J 3	at DePaul	W	75-68
J 6	Louisville	W	63-53
J 9	Loyola (Ill.)	W	63-60
J 13	Air Force	W	60-36
J 27	at Saint Louis	L	64-74
F 2	at Wichita State	L	71-79
F 5	Creighton	L	72-79(ot)
F 10	Xavier (Ohio)	L	61-68
F 13	at Detroit	W	73-66
F 17	DePaul	W	99-83
F 21	at Louisville	L	63-85
F 24	at Loyola (Ill.)	L	84-98
F 26	Saint Louis	W	80-64
M 1	at Valparaiso	W	86-77
M 3	St. John's (N.Y.)	L	69-71
M 7	Detroit	W	93-92

1961 YEAR-BY-YEAR RESULTS



# YEAR-BY-YEAR RESULTS

D 3	Wake Forest	W	87-72
D 7	UTEP	W	77-65
D 10	Kansas State	W	72-71
D 15	St. Mary's (Calif.)	W	82-70
D 19	at Wisconsin	L	58-76
D 22	at DePaul	L	72-79
D 28	Navy*	W	76-56
D 29	Wisconsin*	L	56-70
J 2	at Detroit	W	85-76
J 5	Louisville	W	68-64
J 8	#2 Loyola (Ill.)	L	68-87
J 12	Xavier (Ohio)	W	80-57
J 26	at Drake	W	90-76
J 28	St. John's (N.Y.)	W	51-47
J 31	at Saint Louis	L	62-73
F 2	at Bradley	L	69-85
F 5	Tampa	W	82-60
F 9	UW-Milwaukee	W	101-54
F 12	at #2 Loyola (Ill.)	L	90-92(ot)
F 16	DePaul	W	87-81
F 20	at Louisville	W	77-76
F 25	Saint Louis	W	69-58
F 28	Detroit	W	77-63
M 2	at Xavier (Ohio)	W	80-67
M 6	at Creighton	W	74-68
M 8	at Air Force	L	63-70
M 19	Saint Louis#	W	84-49
M 21	Providence#	L	64-70
M 23	Villanova#	W	66-58

\*Milwaukee Classic (Milwaukee, Wis.)  
#National Invitation Tournament (New York, N.Y.)

## 1963-64 (5-21)

**Coach: Eddie Hickey**  
**Captain: John Stone**  
**Leading Scorer: Tom Flynn (17.3 ppg)**  
**Leading Rebounder: Tom Flynn (10.2 rpg)**

D 3	North Dakota	W	74-65
D 7	Western Michigan	L	83-84
D 12	at Memphis State	L	74-88
D 14	at Wake Forest	L	62-95
D 19	Iowa State	W	67-62
D 21	at DePaul	L	69-90
D 27	Georgia Tech*	L	83-84
D 28	Dartmouth*	W	98-69
J 1	at Louisville	L	67-85
J 4	UW-Milwaukee	W	98-67
J 8	#3 Loyola (Ill.)	L	80-96
J 11	Xavier (Ohio)	L	81-83
J 23	at Creighton	L	57-84
J 28	Wisconsin	L	68-72
F 1	at #7 Wichita State	L	63-100
F 4	Bradley	L	73-81
F 8	Louisville	L	73-85
F 12	#10 DePaul	L	69-72
F 15	Air Force	L	62-78
F 20	at Detroit	L	73-97
F 22	at Loyola (Ill.)	L	81-99
F 24	Valparaiso	L	68-74
F 26	#8 Villanova	L	64-87
F 29	at St. John's (N.Y.)	L	60-68
M 4	at Detroit	L	76-100
M 7	at Xavier (Ohio)	W	98-95

\*Milwaukee Classic (Milwaukee, Wis.)

## 1964-65 (8-18)

**Coach: Al McGuire**  
**Captain: Tom Flynn**  
**Leading Scorer: Tom Flynn (16.5 ppg)**  
**Leading Rebounder: Paul Carbins (11.7 rpg)**

D 1	St. Thomas (Minn.)	W	69-49
D 5	Louisville	L	60-73
D 8	at #6 Minnesota	L	59-78

D 12	New Mexico State	W	62-54
D 15	at Valparaiso	L	61-72
D 18	#5 UCLA*	L	52-61
D 19	Wisconsin*	W	62-61
D 22	at Iowa State	L	64-73
D 26	at Loyola (Ill.)	L	71-83
J 2	at DePaul	L	54-72
J 6	Loyola (Ill.)	W	71-69(ot)
J 9	Xavier (Ohio)	W	80-73
J 13	at Wisconsin	W	59-58
J 16	at Detroit	L	67-79
J 30	#7 St. John's (N.Y.)	W	78-50
F 4	at Brigham Young	L	64-91
F 6	at Air Force	L	73-75
F 10	Memphis State	L	70-82
F 13	DePaul	L	61-67
F 16	at Washington (Mo.)	L	66-72
F 20	at Bradley	L	56-77
F 22	Creighton	L	68-78
F 25	UW-Milwaukee	W	79-65
F 27	at Xavier (Ohio)	L	55-56
M 2	Detroit	L	76-90
M 6	#9 Villanova	L	69-73

\*Milwaukee Classic (Milwaukee, Wis.)

## 1965-66 (14-12)

**Coach: Al McGuire**  
**Captain: Tom Flynn**  
**Leading Scorer: Bob Wolf (22.0 ppg)**  
**Leading Rebounder: Paul Carbins (11.4 rpg)**

D 1	Valparaiso	W	80-79
D 4	DePaul	L	69-82
D 7	North Dakota State	W	79-62
D 9	at Davidson	L	65-73
D 11	at Louisville	L	61-70
D 17	West Virginia*	W	100-87
D 18	Washington*	W	75-74
D 22	#8 Wichita State	W	95-76
D 28	Yale#	W	74-68
D 29	at Evansville#	L	86-88
J 3	Wisconsin	L	72-73
J 5	Loyola (Ill.)	L	65-87
J 8	Xavier (Ohio)	W	103-64
J 11	at Toledo	L	71-77
J 15	Indiana State	W	94-74
J 29	at Detroit	W	81-74
F 5	at #5 Loyola (Ill.)	L	84-85
F 7	Washington (Mo.)	W	90-72
F 9	at DePaul	L	70-76
F 12	Air Force	L	79-83(ot)
F 16	at Xavier (Ohio)	L	78-82
F 19	Northern Michigan	W	105-94
F 21	UW-Milwaukee	W	82-64
F 26	at St. John's (N.Y.)	L	68-70
F 28	at Niagara	W	71-67
M 3	Detroit	W	87-78

\*Milwaukee Classic (Milwaukee, Wis.)  
#Evansville Holiday Tournament (Evansville, Ind.)

## 1966-67 (21-9)

**National Invitation Tournament Runners-Up**  
**Coach: Al McGuire**  
**Captain: Bob Wolf**  
**Leading Scorer: Bob Wolf (18.4 ppg)**  
**Leading Rebounder: Brian Brunkhorst (7.8 rpg)**

D 1	Aquinas	W	90-61
D 3	South Dakota	W	99-66
D 9	at New York	W	79-63
D 10	at Villanova	L	78-80
D 13	Toledo	L	76-85
D 16	South Carolina*	L	61-63
D 17	Fordham*	W	82-58
D 20	Minnesota	W	74-61

D 28	at Dayton	L	76-95
D 30	at Loyola (Ill.)	L	72-85
J 2	Brigham Young	W	81-70
J 4	at Wisconsin	W	66-60
J 7	DePaul	W	68-65
J 11	at Valparaiso	W	79-70
J 14	Xavier (Ohio)	W	87-69
J 28	at Detroit	L	92-94(ot)
J 30	Niagara	W	80-67
F 1	St. John's (N.Y.)	W	71-54
F 4	at DePaul	L	74-79
F 8	Loyola (Ill.)	W	81-80
F 11	Davidson	W	66-65
F 15	at Xavier (Ohio)	W	71-69
F 18	UW-Milwaukee	W	90-80
F 23	at Denver	L	87-100
F 25	at Air Force	W	72-65
M 2	Detroit	W	71-64
M 11	Tulsa#	W	64-60
M 14	Providence#	W	81-80(ot)
M 16	Marshall#	W	83-78
M 18	Southern Illinois#	L	56-71

\*Milwaukee Classic (Milwaukee, Wis.)  
#National Invitation Tournament (New York, N.Y.)

## 1967-68 (23-6)

**NCAA Midwest Regional**  
**Coach: Al McGuire**  
**Captain: Brian Brunkhorst**  
**Leading Scorer: George Thompson (22.9 ppg)**  
**Leading Rebounder: George Thompson (8.6 rpg)**

D 2	St. Thomas (Minn.)	W	87-45
D 8	South Dakota	W	89-65
D 11	Air Force	W	87-61
D 15	Florida State*	W	64-60
D 16	Wisconsin*	L	65-77
D 20	Villanova	W	80-67
D 22	at Portland	W	73-65
D 27	Ohio State#	W	64-60
D 29	#2 Houston#	L	65-77
D 30	Northwestern#	W	80-67
J 3	DePaul	W	71-50
J 6	Dayton	W	83-68
J 11	Wisconsin	W	71-56
J 13	Denver	W	82-57
J 26	at Loyola (Ill.)	L	71-79
J 27	at Detroit	W	80-70
F 3	at DePaul	W	58-53
F 7	Loyola (Ill.)	W	71-57
F 10	Xavier (Ohio)	W	72-57
F 14	UW-Milwaukee	W	94-57
F 17	Detroit	W	81-70
F 19	at South Dakota	W	75-65
F 24	at St. John's (N.Y.)	W	57-56
F 26	at Xavier (Ohio)	L	83-88(ot)
F 29	Creighton	W	75-57
M 2	at Western Michigan	L	66-73
M 9	Bowling Green*	W	72-71
M 15	at #5 Kentucky*	L	89-107
M 16	East Tennessee State*	W	69-57

\*Milwaukee Classic (Milwaukee, Wis.)  
#Rainbow Classic (Honolulu, Hawaii)  
%NCAA Tournament (Kent, Ohio)  
&NCAA Tournament (Lexington, Ky.)

## 1968-69 (24-5)

**NCAA Midwest Regional**  
**Coach: Al McGuire**  
**Captain: George Thompson**  
**Leading Scorer: George Thompson (20.2 ppg)**  
**Leading Rebounder: Ric Cobb (9.7 rpg)**

D 2	St. John's (Minn.)	W	68-45
-----	--------------------	---	-------

D 3	at Minnesota	L	73-75
D 7	Portland	W	75-53
D 9	at Drake	L	63-68
D 11	Valparaiso	W	103-66
D 14	Denver	W	81-70
D 21	Western Michigan	W	76-60
D 27	Army*	W	62-42
D 28	Wisconsin*	W	59-56(ot)
J 4	#7 Detroit	W	85-71
J 7	Loyola (Ill.)	W	61-56
J 9	at DePaul	W	77-72
J 11	Xavier (Ohio)	W	82-69
J 14	UW-Milwaukee	W	118-60
J 24	at Loyola (Ill.)	W	65-64
J 28	at Wisconsin	L	50-56
F 1	at Detroit	W	75-74
F 4	Northern Michigan	W	84-59
F 8	Eastern Michigan	W	82-58
F 13	at St. Bonaventure	L	62-84
F 15	DePaul	W	66-55
F 18	at Xavier (Ohio)	W	67-54
F 20	at Denver	W	65-61
F 26	Tulane	W	85-72
M 1	at Creighton	W	79-76
M 3	at Air Force	W	69-57
M 8	Murray State#	W	82-62
M 13	#7 Kentucky%	W	81-74
M 15	#6 Purdue%	L	73-75(ot)

\*Milwaukee Classic (Milwaukee, Wis.)  
#NCAA Tournament (Carbondale, Ill.)  
%NCAA Tournament (Madison, Wis.)

## 1969-70 (26-3)

**National Invitation Tournament Champions**  
**Coach: Al McGuire**  
**Captain: Joe Thomas**  
**Leading Scorer: Dean Meminger (18.8 ppg)**  
**Leading Rebounder: Ric Cobb (9.1 rpg)**

D 2	Northern Michigan	W	98-60
D 6	UW-Milwaukee	W	86-58
D 8	at Michigan	L	78-86
D 11	Drake	W	72-70
D 13	North Texas State	W	83-60
D 20	Bowling Green	W	64-55
D 22	Minnesota	W	67-51
D 26	Delaware*	W	99-71
D 27	Wisconsin*	W	64-43
J 3	Detroit	W	81-61
J 6	Loyola (Ill.)	W	85-72
J 10	at DePaul	W	72-60
J 17	Southern Illinois	W	67-57
J 24	Xavier (Ohio)	W	82-73
J 27	Wisconsin	W	60-51
J 31	at Loyola (Ill.)	L	72-76
F 7	at Notre Dame	L	95-96(2ot)
F 9	Air Force	W	79-74
F 12	at Saint Louis	W	66-54
F 14	DePaul	W	79-60F
21	at Detroit	W	80-60
F 23	at Xavier (Ohio)	W	81-73
F 28	Creighton	W	76-66
M 3	at Southern Illinois	W	75-68
M 5	at Tulane	W	79-67
M 14	Massachusetts#	W	62-55
M 17	Utah#	W	83-63
M 19	LSU#	W	101-79
M 21	St. John's (N.Y.)#	W	65-53

\*Milwaukee Classic (Milwaukee, Wis.)  
#National Invitation Tournament (New York, N.Y.)

## 1970-71 (28-1)

**NCAA Midwest Regional**  
**Coach: Al McGuire**  
**Captain: Dean Meminger**  
**Leading Scorer: Dean Meminger (21.2 ppg)**

1971

YEAR-BY-YEAR RESULTS





# YEAR-BY-YEAR RESULTS

D 12	Nevada-Reno	W	102-74
D 19	Cal State-Long Beach	W	83-66
D 23	at North Texas State	W	67-57
D 29	Dartmouth*	W	98-55
D 30	Wisconsin*	W	72-69
J 2	at Detroit	W	70-61
J 5	Loyola (Ill.)	W	78-63
J 9	Xavier (Ohio)	W	91-60
J 12	#9 Notre Dame	W	71-66
J 16	New Mexico State	W	65-53
J 23	DePaul	W	73-51
J 26	Northern Michigan	W	106-57
J 29	at Loyola (Ill.)	W	87-52
F 2	at Wisconsin	W	89-75
F 6	at DePaul	W	84-55
F 9	UW-Milwaukee	W	98-56
F 13	Detroit	W	81-67
F 20	at Air Force	W	77-62
F 25	at #11 Fordham	W85-80(ot)	
F 27	Tulane	W	90-76
M 1	at Creighton	W	66-61
M 3	at Bowling Green	W	96-74
M 6	at Xavier (Ohio)	W	76-58
M 13	#20 Miami (Ohio)#	W	62-47
M 18	#10 Ohio State%	L	59-60
M 20	#8 Kentucky%	W	91-74

\*Milwaukee Classic (Milwaukee, Wis.)  
 #NCAA Tournament (South Bend, Ind.)  
 %NCAA Tournament (Athens, Ga.)

## 1971-72 (25-4)

**NCAA Midwest Regional**

**Coach: Al McGuire**

**Captain: Bob Lackey**

**Leading Scorer: Bob Lackey (15.2 ppg)**

**Leading Rebounder: Larry McNeill (9.2 rpg)**

D 1	St. John's (Minn.)	W	89-50
D 4	Bowling Green	W	84-64
D 7	at Memphis State	W	74-73
D 11	#9 Michigan	W	81-52
D 18	Fordham	W	87-68
D 21	Minnesota	W	55-40
D 27	Georgetown*	W	88-44
D 28	#17 Marshall*	W	74-72
J 3	Wisconsin	W	72-60
J 9	at #11 South Carolina	W	72-71
J 11	at Nevada-Reno	W	82-55
J 15	Detroit	W	68-66
J 19	Loyola (Ill.)	W	80-70
J 22	DePaul	W	70-61
J 24	at Notre Dame	W	71-62
J 29	at Loyola (Ill.)	W	69-67
F 5	at DePaul	W	79-61
F 9	Xavier (Ohio)	W	89-59
F 12	Air Force	W	79-56
F 14	Butler	W	90-76
F 16	Jacksonville	W	88-79
F 19	Creighton	W	70-61
F 26	at Detroit	L	49-70
F 28	at Xavier (Ohio)	W	63-55
M 2	at Tulane	W	73-60
M 5	at New Mexico State	L	69-73
M 11	Ohio#	W	73-49
M 16	#18 Kentucky%	L	69-85
M 18	#11 Minnesota%	L	72-77

\*Milwaukee Classic (Milwaukee, Wis.)  
 #NCAA Tournament (Knoxville, Tenn.)  
 %NCAA Tournament (Dayton, Ohio)

## 1972-73 (25-4)

**NCAA Midwest Regional**

**Coach: Al McGuire**

**Captain: Allie McGuire**

**Leading Scorer: Larry McNeill (17.6 ppg)**

## Leading Rebounder: Maurice Lucas (10.9 rpg)

D 2	St. Thomas (Minn.)	W	66-42
D 5	#14 Tennessee	W	56-30
D 9	#11 Memphis State	W	72-69
D 16	Xavier (Ohio)	W	70-52
D 23	at Iowa	W	69-61
D 27	Northwestern	W	89-85(ot)
D 29	Rice*	W	71-40
D 30	Wisconsin*	W	75-73(2ot)
J 3	at Butler	W	67-66
J 5	DePaul	W	60-59
J 9	Loyola (Ill.)	W	82-77
J 13	Notre Dame	L	69-71
J 16	at #6 Minnesota	L	53-64
J 20	South Carolina	W	71-54
J 23	Northern Michigan	W	76-55
J 27	at Loyola (Ill.)	W	73-54
J 29	at Xavier (Ohio)	W	90-61
F 3	at DePaul	W	70-55
F 6	at Wisconsin	W	64-58
F 10	Tulane	W	88-59
F 13	Northern Illinois	W	93-80
F 17	Detroit	W	77-55
F 20	at Bowling Green	W	84-58
F 24	at Fordham	W	63-57
M 3	at #4 Cal State-Long Beach L	66-76	
M 5	at Creighton	W	61-49
M 10	Miami (Ohio)#	W	77-62
M 15	#6 Indiana%	L	69-75
M 17	#19 Austin Peay%	W	88-73

\*Milwaukee Classic (Milwaukee, Wis.)  
 #NCAA Tournament (Dayton, Ohio)  
 %NCAA Tournament (Nashville, Tenn.)

## 1973-74 (26-5)

**NCAA Runners-Up**

**Coach: Al McGuire**

**Captain: Marcus Washington**

**Leading Scorer: Maurice Lucas (15.8 ppg)**

**Leading Rebounder: Maurice Lucas (10.6 rpg)**

D 1	St. John's (Minn.)	W	91-45
D 3	Portland	W	83-46
D 5	at Tennessee	W	67-65 (ot)
D 8	Iowa	W	86-70
D 15	Minnesota	W	68-50
D 18	at Northwestern	W	77-63
D 21	Xavier (Ohio)	W	68-55
D 28	#12 Arizona*	W	76-62
D 29	Wisconsin*	W	49-48(ot)
J 2	at Xavier (Ohio)	W	73-53
J 5	at South Carolina	L	58-60
J 8	San Diego State	W	90-66
J 12	DePaul	W	63-59
J 15	Butler	W	73-54
J 19	Fordham	W	90-74
J 22	#10 Cal State-Long Beach	W	54-52
J 26	at Loyola (Ill.)	W	71-54
J 29	at #3 Notre Dame	L	63-69
F 2	at DePaul	W	70-57
F 5	Wisconsin	W	59-58
F 9	Creighton	L	69-75
F 16	Loyola (Ill.)	W	69-43
F 21	at Manhattan	W	73-59
F 23	at Detroit	W	61-53
F 27	at Toledo	W	61-58
M 2	at Cincinnati	L	77-92
M 9	Ohio#	W	85-59
M 14	#6 Vanderbilt%	W	69-61
M 16	#12 Michigan%	W	72-70
M 23	#6 Kansas&	W	64-51
M 25	#1 North Carolina State&	L	64-76

\*Milwaukee Classic (Milwaukee, Wis.)  
 #NCAA Tournament (Terre Haute, Ind.)  
 %NCAA Tournament (Tuscaloosa, Ala.)

&NCAA Tournament (Greensboro, N.C.)

## 1974-75 (23-4)

**NCAA Midwest Regional**

**Coach: Al McGuire**

**Captain: Rick Campbell**

**Leading Scorer: Bo Ellis (16.3 ppg)**

**Leading Rebounder: Bo Ellis (10.5 rpg)**

D 3	St. John's (Minn.)	W	92-46
D 7	St. Mary's (Calif.)	W	93-66
D 14	Toledo	W	64-61
D 18	at Pittsburgh	L	58-65
D 21	#4 Louisville	L	69-80
D 27	Georgia*	W	100-70
D 28	Virginia*	W	73-55
J 3	DePaul	W	61-60
J 6	at San Diego State	W	58-54
J 8	at Portland	W	87-57
J 11	Manhattan	W	66-62
J 14	#20 South Carolina	W	69-60
J 18	Notre Dame	W	71-68
J 21	Cincinnati	L	58-68
J 29	at Xavier (Ohio)	W	73-55
F 1	at DePaul	W	72-69
F 4	at Wisconsin	W	69-63
F 8	Xavier (Ohio)	W	78-55
F 11	Western Carolina	W	63-53
F 15	Detroit	W	81-62
F 17	at Butler	W	77-55
F 20	at Fordham	W	101-64
F 22	at South Carolina	W	68-65
M 1	Oklahoma City	W	86-65
M 8	at #13 Creighton	W	64-60
M 10	at Tulane	W	73-65
M 15	#6 Kentucky#	L	54-76

\*Milwaukee Classic (Milwaukee, Wis.)  
 #NCAA Tournament (Tuscaloosa, Ala.)

## 1975-76 (27-2)

**NCAA Midwest Regional**

**Coach: Al McGuire**

**Captains: Earl Tatum, Lloyd Walton**

**Leading Scorer: Earl Tatum (18.3 ppg)**

**Leading Rebounder: Bo Ellis (9.3 rpg)**

D 2	St. Joseph's (Ind.)	W	87-60
D 6	Northern Michigan	W	56-45
D 13	Drake	W	80-58
D 16	Wisconsin	W	78-54
D 18	at Minnesota	L	73-77(ot)
D 20	Northwestern	W	75-53
D 29	Miami (Ohio)*	W	79-52
D 30	Wisconsin*	W	82-66
J 3	South Carolina	W	82-70
J 10	at Oklahoma City	W	71-60
J 14	at DePaul	W	79-72
J 17	Pittsburgh	W	73-62
J 19	Xavier (Ohio)	W	82-48
J 21	Creighton	W	76-62
J 24	Fordham	W	92-64
J 26	at Georgia Tech	W	55-44
J 31	at Loyola (Ill.)	W	85-59
F 5	at Manhattan	W	78-59
F 7	at Detroit	W	68-66
F 14	#18 Virginia Tech	W	68-61
F 16	Tulane	W	75-63
F 18	DePaul	W	64-53
F 21	at #19 Louisville	W	72-62
F 28	at #6 Notre Dame	W	81-75
M 5	at Xavier (Ohio)	W	74-49
M 7	at South Carolina	W	72-66
M 13	Western Kentucky#	W	79-60
M 18	#10 Western Michigan%	W	62-57
M 20	#1 Indiana%	L	56-65

\*Milwaukee Classic (Milwaukee, Wis.)  
 #NCAA Tournament (Dayton, Ohio)

%NCAA Tournament (Baton Rouge, La.)

## 1976-77 (25-7)

**NCAA Champions**

**NCAA Midwest Regional**

**Coach: Al McGuire**

**Captain: Bo Ellis**

**Leading Scorer: Butch Lee (19.6 ppg)**

**Leading Rebounder: Bo Ellis (8.3 rpg)**

D 1	St. Leo	W	80-39
D 6	Western Michigan	W	78-53
D 8	at Florida	W	64-61
D 11	Penn State	W	79-49
D 18	#17 Louisville	L	75-78(ot)
D 21	#20 Minnesota	L	59-66
D 27	#11 Clemson*	W	67-49
D 28	Wisconsin*	W	64-57
D 31	at Northwestern	W	66-53
J 3	Georgia Tech	W	63-45
J 8	South Carolina	W	65-54
J 11	at Air Force	W	74-56
J 16	#19 Notre Dame	W	78-69
J 18	at Drake	W	62-60
J 22	Xavier (Ohio)	W	85-43
J 29	at DePaul	W	85-64
F 6	at #12 Cincinnati	L	62-63
F 9	Loyola (Ill.)	W	81-71
F 12	Manhattan	W	86-60
F 14	DePaul	L	72-77(2ot)
F 16	#15 Detroit	L	63-64
F 19	Wichita State	L	64-75
F 21	at Wisconsin	W	73-58
F 26	at Virginia Tech	W	75-70
F 28	at Tulane	W	63-44
M 5	at Creighton	W	72-60
M 6	at #3 Michigan	L	68-69
M 12	#11 Cincinnati#	W	66-51
M 17	Kansas State%	W	67-66
M 19	#9 Wake Forest%	W	82-68
M 26	#17 UNC Charlotte&	W	51-49
M 28	#5 North Carolina&	W	67-59

\*Milwaukee Classic (Milwaukee, Wis.)  
 #NCAA Tournament (Omaha, Neb.)  
 %NCAA Tournament (Oklahoma City, Okla.)  
 &NCAA Tournament (Atlanta, Ga.)

## 1977-78 (24-4)

**NCAA Midwest Regional**

**Coach: Hank Raymonds**

**Captain: Butch Lee**

**Leading Scorer: Butch Lee (17.7 ppg)**

**Leading Rebounder: Jerome Whitehead (8.3 rpg)**

N 30	St. Thomas (Minn.)	W	80-45
D 3	Western Michigan	W	59-47
D 6	at Minnesota	W	61-44
D 10	Florida	W	81-67
D 17	Bowling Green	W	86-54
D 22	at #8 Louisville	L	60-61
D 26	Eastern Kentucky*	W	90-77
D 27	Texas*	W	65-56
J 2	at Wichita State	W	67-56
J 6	Centenary	W	72-56
J 9	at Missouri	W	70-52
J 13	Saint Louis	W	56-54
J 15	#11 UNLV	W	97-81
J 18	#18 DePaul	W	80-74
J 21	Washington	W	71-63
J 24	Xavier (Ohio)	W	78-62
J 28	at Loyola (Ill.)	L	64-68
F 2	at Penn State	W	73-60
F 5	at South Carolina	W	69-66(2ot)
F 7	Creighton	W	82-57





# YEAR-BY-YEAR RESULTS

F 11	Air Force	W	76-59
F 14	Wisconsin	W	75-64
F 18	Cincinnati	W	57-45
F 20	at Xavier (Ohio)	W	75-53
F 26	at #9 Notre Dame	L	59-65
M 2	Butler	W	90-79
M 4	at #6 Detroit	W	80-77
M 11	Miami (Ohio)#	L	81-84

\*Milwaukee Classic (Milwaukee, Wis.)  
#NCAA Tournament (Indianapolis, Ind.)

## 1978-79 (22-7)

**NCAA West Regional**  
**Coach: Hank Raymonds**  
**Captain: Bernard Toone**

**Leading Scorer: Bernard Toone (18.7 ppg)**  
**Leading Rebounder: Bernard Toone (6.7 rpg)**

N 29	Belmont Abbey	W	70-56
D 2	Northern Michigan	W	80-50
D 6	at Bowling Green	W	72-57
D 9	Missouri	W	74-57
D 16	Minnesota	W	72-55
D 20	at Western Michigan	W	76-60
D 23	at Wisconsin	L	52-65
D 29	North Texas State*	W	84-69
D 30	UNC Charlotte*	W	61-57
J 3	at Brown	W	57-49
J 5	at Maine	W	57-46
J 9	Southwestern Louisiana	W	84-78
J 13	#2 Notre Dame	L	60-65
J 16	Cal State-Long Beach	W	99-80
J 20	Xavier (Ohio)	W	67-50
J 23	Oral Roberts	W	75-60
J 28	at #7 Duke	L	64-69
J 30	at Creighton	W	79-77
F 2	at Saint Louis	W	71-51
F 6	Detroit	L	63-64
F 10	#5 Louisville	W	71-55
F 13	Stetson	W	86-78
F 17	Loyola (Ill.)	W	75-63
F 24	at #20 DePaul	L	60-61
F 27	South Carolina	W	83-64
M 1	at Air Force	W	61-43
M 4	at UNLV	L	83-86
M 10	Pacific#	W	73-48
M 15	#6 DePaul%	L	56-62

\*Milwaukee Classic (Milwaukee, Wis.)  
#NCAA Tournament (Tucson, Ariz.)  
%NCAA Tournament (Provo, Utah)

## 1979-80 (18-9)

**NCAA East Regional**  
**Coach: Hank Raymonds**  
**Captain: Robert Byrd**

**Leading Scorer: Sam Worthen (16.9 ppg)**  
**Leading Rebounder: Robert Byrd (10.0 rpg)**

D 1	Eastern Montana	W	75-36
D 4	Fresno State	W	57-54
D 8	Michigan	L	60-63
D 15	Wisconsin	L	56-57
D 22	at Illinois	W	80-78
D 28	St. Mary's (Calif.)*	W	100-74
D 29	Rhode Island*	L	57-64
J 2	Cleveland State	W	93-69
J 4	Brown	W	80-49
J 7	at Cal State-Long Beach	L	69-77
J 12	#2 DePaul	L	85-92
J 15	Maine	W	87-77
J 17	at Xavier (Ohio)	W	76-62

J 19	Florida State	W	74-64
J 22	at #7 Louisville	L	63-76
J 26	at South Carolina	W	80-65
F 2	at Oral Roberts	L	101-102(ot)
F 5	Creighton	W	81-71
F 7	at Loyola (Ill.)	W	90-84
F 10	#10 Duke#	W	80-77
F 12	Xavier (Ohio)	W	82-70
F 16	Dayton	W	73-64
F 20	at Stetson	L	72-77
F 24	at #10 Notre Dame	W	77-74
F 27	at Detroit	W	80-76
F 29	Air Force	W	70-50
M 7	Villanova%	L	59-77

\*Milwaukee Classic (Milwaukee, Wis.)  
#Dane County Coliseum (Madison, Wis.)  
%NCAA Tournament (Providence, R.I.)

## 1980-81 (20-11)

**National Invitation Tournament**  
**Coach: Hank Raymonds**  
**Captain: Michael Wilson**

**Leading Scorer: Oliver Lee (17.7 ppg)**  
**Leading Rebounder: Oliver Lee (6.5 rpg)**

D 1	Charleston	W	106-58
D 6	Stanford	W	69-58
D 13	Illinois	L	68-69
D 17	at Minnesota	W	92-84
D 19	Cal State-Bakersfield*	W	95-60
D 20	Clemson*	W	68-67
D 23	Western Michigan	W	79-74(ot)
D 27	Pan American#	L	70-71
D 29	Loyola Marymount#	W	91-80
D 30	Louisiana Tech#	W	80-66
J 7	Southern Miss	L	72-84
J 10	#5 Notre Dame	W	54-52
J 13	Memphis State	W	86-67
J 15	at Creighton	W	76-66
J 17	South Carolina	L	89-91
J 24	at Dayton	L	73-85
J 26	at Xavier (Ohio)	W	78-59
J 29	at Cleveland State	W	58-54
J 31	at #6 Wake Forest	L	60-83
F 5	at St. Bonaventure	W	75-65
F 7	Detroit	W	65-42
F 10	Xavier (Ohio)	W	78-62
F 14	Louisville	L	60-79
F 17	at UNC Charlotte	L	58-61
F 21	at #3 DePaul	L	71-78
F 24	Loyola (Ill.)	W	63-62
F 26	Valparaiso	W	73-58
M 1	Florida State%	L	78-81
M 4	Stetson	W	91-58
M 10	at Wisconsin	W	64-53
M 13	at Syracuse&	L	81-88

\*Milwaukee Classic (Milwaukee, Wis.)  
#Rainbow Classic (Honolulu, Hawaii)  
%Sun Dome (Tampa, Fla.)  
&National Invitation Tournament (Syracuse, N.Y.)

## 1981-82 (23-9)

**NCAA Midwest Regional**  
**Coach: Hank Raymonds**  
**Captain: Michael Wilson**

**Leading Scorer: Michael Wilson (16.1 ppg)**  
**Leading Rebounder: Dean Marquardt (6.6 rpg)**

N 27	McNeese State*	W	88-57
N 28	Iona*	W	67-54
N 29	Southwestern Louisiana*	L	64-81
D 2	Ohio	W	49-45
D 5	#6 Iowa	L	65-68(ot)
D 9	at Old Dominion	W	75-70(ot)

D 12	Wake Forest	L	65-68(ot)
D 19	#8 Minnesota	L	54-76
D 22	at Stanford	W	66-65
D 28	East Tennessee State#	W	96-84
D 29	Arizona State#	W	74-68
J 2	at Loyola (Ill.)	W	81-69
J 6	at Kansas State	L	65-70
J 9	Southwestern Louisiana	W	80-67
J 12	Maine	W	73-46
J 16	Creighton	W	82-61
J 20	at Xavier (Ohio)	W	63-50
J 23	at Iona	W	75-67
J 27	at Memphis State	L	70-77
J 30	at Notre Dame	W	70-62
F 2	UNC Charlotte	W	67-66
F 6	#4 DePaul	L	66-67
F 9	St. Bonaventure	W	40-35
F 13	Virginia Tech	W	52-51
F 16	Duquesne	W	69-55
F 20	Dayton	W	72-58
F 24	at Detroit	W	78-61
F 28	at Louisville	L	68-80
M 6	at Stetson	W	72-61
M 9	Wisconsin	W	94-64
M 11	Evansville%	W	67-62
M 13	#5 Missouri%	L	69-73

\*Great Alaska Shootout (Anchorage, Alaska)  
#Milwaukee Classic (Milwaukee, Wis.)  
%NCAA Tournament (Tulsa, Okla.)

## 1982-83 (19-10)

**NCAA Midwest Regional**  
**Coach: Hank Raymonds**  
**Captains: Glenn Rivers, Terrell Schlundt**  
**Leading Scorer: Glenn Rivers (13.2 ppg)**  
**Leading Rebounder: Marc Marotta (6.0 rpg)**

D 1	Florida A&M	W	91-58
D 4	Texas A&M	W	73-58
D 8	at #7 Iowa	L	66-87
D 11	Northern Illinois	W	66-56
D 18	Marshall	W	79-72
D 20	at Minnesota	L	66-100
D 22	Kansas State	W	61-51
D 27	UW-Green Bay*	W	57-47
D 28	Cincinnati*	W	69-52
J 2	at Creighton	W	64-52
J 4	at Arizona State	W	71-65
J 8	Xavier (Ohio)	W	72-64
J 11	Iona	W	85-78
J 15	Notre Dame	L	57-59
J 18	Tennessee Tech	W	78-59
J 23	at #12 Missouri	W	60-59(ot)
J 25	at Duquesne	W	72-53
J 29	at Virginia Tech	L	68-72
F 6	at Wake Forest	L	65-78
F 8	Old Dominion	W	53-50
F 12	#11 Louisville	L	73-81
F 15	Loyola (Ill.)	W	97-85
F 17	at Wisconsin	W	68-62
F 23	at Dayton	L	63-65
F 27	at South Carolina	L	64-66
M 1	Stetson	W	69-66(ot)
M 6	at DePaul	L	62-74
M 12	Southwestern Louisiana	W	85-64
M 18	Tennessee#	L	56-57

\*Milwaukee Classic (Milwaukee, Wis.)  
#NCAA Tournament (Evansville, Ind.)

## 1983-84 (17-13)

**National Invitation Tournament**  
**Coach: Rick Majerus**  
**Captains: Marc Marotta, Terry Reason, Don Smolinski**  
**Leading Scorer: Dwayne Johnson (14.0 ppg)**

**Leading Rebounder: Marc Marotta (7.1 rpg)**

N 25	Air Force*	W	80-60
N 26	at Clemson*	L	61-66(ot)
D 1	Northeast Louisiana	W	71-57
D 3	Minnesota	W	77-60
D 7	at Providence	L	60-64(ot)
D 10	Northwestern	W	64-47
D 17	Syracuse	W	79-68
D 21	#17 Wake Forest	L	65-71(ot)
D 27	McNeese State#	W	69-55
D 28	Miami (Ohio)#	W	59-47
D 30	at Northern Illinois	L	78-79
J 7	Missouri	L	57-58
J 9	at Southwestern Louisiana	L	58-68
J 12	Colorado	L	62-66
J 14	South Carolina	W	74-69
J 17	Creighton	W	63-54
J 21	Dayton	W	66-64(ot)
J 28	at #14 Louisville	W	65-60
F 1	at Marshall	L	67-68
F 4	at Richmond	W	59-55
F 11	Holy Cross	W	90-69
F 16	Wisconsin	W	74-59
F 18	Stetson	W	69-55
F 22	at Xavier (Ohio)	L	68-82(ot)
F 25	at Notre Dame	L	56-65
F 28	UW-Green Bay	W	60-49
M 2	at Loyola (Ill.)	L	75-79
M 10	at #4 DePaul	L	49-64
M 15	at Iowa State%	W	73-53
M 19	at Michigan&	L	70-83

\*IPTAY Tournament (Clemson, S.C.)  
#Milwaukee Classic (Milwaukee, Wis.)  
%National Invitation Tournament (Ames, Iowa)  
&National Invitation Tournament (Ann Arbor, Mich.)

## 1984-85 (20-11)

**National Invitation Tournament**  
**Coach: Rick Majerus**  
**Captains: Robert Hall, Mandy Johnson**  
**Leading Scorer: Kerry Trotter (12.4 ppg)**  
**Leading Rebounder: Kerry Trotter (6.2 rpg)**

D 1	US International	W	74-27
D 4	Loyola (Ill.)	W	74-67
D 6	at Northwestern	W	53-44
D 8	Northern Illinois	W	61-52
D 15	Kansas State	L	54-55
D 20	at Holy Cross	W	74-67(ot)
D 26	at Minnesota	L	62-70
D 28	Lehigh*	W	85-56
D 29	Gonzaga*	L	54-60
J 2	UW-Green Bay	W	66-48
J 5	at Colorado	W	67-52
J 9	Texas A&M#	L	69-77
J 12	Notre Dame	L	62-63
J 16	Utica	W	55-53(ot)
J 19	Providence	W	64-58
J 21	at Western Michigan	W	80-59
J 27	at Creighton	L	59-71
F 3	at #9 Syracuse	L	53-71
F 5	Richmond	W	75-67
F 10	Southwestern Louisiana	W	72-64
F 20	at Xavier (Ohio)	W	69-60
F 23	at Dayton	L	59-72
F 17	Valparaiso	W	88-46
M 2	at DePaul	L	52-69
M 6	at Notre Dame	L	60-66
M 9	DePaul	W	68-64
M 14	Bradley%	W	77-64
M 19	at Cincinnati&	W	56-54
M 24	at Indiana!	L	82-94(2ot)



## YEAR-BY-YEAR RESULTS

### 1985-86 (19-11)

#### National Invitation Tournament

**Coach: Rick Majerus**

**Captains: Walter Downing, Kerry Trotter**

**Leading Scorer: David Boone (15.3 ppg)**

**Leading Rebounder: David Boone (10.6 rpg)**

N 26	Prairie View A&M	W	84-50
N 30	at Wisconsin	L	74-75
D 4	Western Michigan	W	82-78
D 7	Bradley	L	64-66
D 14	Creighton	W	76-62
D 17	Minnesota	W	74-63
D 21	at Northern Illinois	L	68-74
D 27	Valparaiso*	W	70-57
D 28	Cal State-Long Beach*	W	60-58
J 2	at Kansas State	L	55-46
J 5	at Loyola (Ill.)	W	72-70
J 8	Holy Cross	W	86-46
J 11	Colorado	W	91-71
J 13	at SW Louisiana	W	87-71
J 18	Dayton	W	70-60
J 19	#1 North Carolina	L	64-66
J 24	at Hartford	W	66-55
J 27	at Virginia Commonwealth	L	56-61
F 1	at #14 Notre Dame	L	70-72(ot)
F 5	Xavier (Ohio)	L	71-85
F 8	DePaul	W	70-65(ot)
F 12	at Lehigh	W	77-66
F 19	at Stetson	W	68-63
F 22	at Dayton	W	82-79
F 26	UW-Green Bay	W	66-46
M 1	#12 Notre Dame	L	66-74
M 5	Miami (Fla.)	W	84-62
M 8	at DePaul	L	87-95
M 13	#Drake	W	79-59
M 17	# at SW Missouri State	L	69-83

# National Invitation Tournament

### 1986-87 (16-13)

#### National Invitation Tournament

**Coach: Bob Dukiet**

**Captain: David Boone**

**Leading Scorer: David Boone (15.9 ppg)**

**Leading Rebounder: David Boone (8.8 rpg)**

D 1	Wisconsin	W	84-71
D 3	Lehigh	W	83-66
D 6	Iona	W	87-79
D 13	Tennessee	W	63-56
D 16	at Northwestern	L	54-56
D 20	at Bradley	L	70-73
D 23	at Creighton	W	63-57
D 26	Columbia*	W	79-68(ot)
D 27	South Florida*	W	77-61
D 31	at Loyola Marymount	W	75-65
J 3	at Colorado	W	83-68
J 7	Kansas State	L	84-85
J 10	Virginia Commonwealth	L	60-63
J 12	at Western Michigan	W	78-76
J 17	Dayton	W	64-57
J 21	at Loyola (Ill.)	L	68-84
J 24	at Miami (Fla.)	L	89-91(ot)
J 29	at Notre Dame	L	48-58
F 4	Valparaiso	W	80-60
F 7	Stetson	W	76-68
F 10	#5 DePaul	L	76-88
F 14	Hartford	W	76-66
F 15	at #3 North Carolina	L	74-83
F 21	at Dayton	L	57-59
F 25	Fordham	W	96-67
F 28	Notre Dame	L	60-72
M 3	Evansville	W	74-63
M 7	at #5 DePaul	L	59-68
M 11	at Nebraska#	L	76-78

\*First Bank Classic (Milwaukee, Wis.)

#National Invitation Tournament (Lincoln, Neb.)

### 1987-88 (10-18)

**Coach: Bob Dukiet**

**Captain: Pat Foley**

**Leading Scorer: Tony Smith (13.1 ppg)**

**Leading Rebounder: Trevor Powell (6.0 rpg)**

D 1	Hartford	W	70-61
D 3	at Tennessee	L	56-82
D 5	Xavier (Ohio)	W	67-61
D 10	at Wisconsin	L	55-66
D 12	Western Michigan	W	77-70
D 19	Northwestern	W	77-66
D 22	at Minnesota	L	65-89
D 28	Air Force*	W	80-52
D 29	Cleveland State*	L	70-72
J 3	at Kansas State	L	57-78
J 6	Loyola Marymount	L	98-102
J 9	Notre Dame	L	44-62
J 16	Miami (Fla.)	W	65-51
J 19	at Iona	L	56-71
J 23	at Dayton	L	62-67
J 27	at DePaul	L	66-81
F 1	at Fordham	L	63-83
F 3	Loyola (Ill.)	L	69-76
F 6	Wake Forest	W	76-57
F 8	at Stetson	W	70-57
F 10	Canisius	W	85-73
F 13	Dayton	W	79-56
F 17	at Evansville	L	72-73
F 20	Virginia Tech	L	75-93
F 24	at Valparaiso	L	66-70
M 2	Creighton	L	58-72
M 5	at Notre Dame	L	50-72
M 12	DePaul	L	65-77

\*First Bank Classic (Milwaukee, Wis.)

### 1988-89 (13-15)

**Coach: Bob Dukiet**

**Captain: Mike Flory**

**Leading Scorer: Trevor Powell (15.1 ppg)**

**Leading Rebounder: Trevor Powell (6.3 rpg)**

N 25	Kent*	W	68-64
N 26	at Virginia*	L	63-80
D 2	Rice#	W	76-60
D 3	Wisconsin#	L	55-70
D 5	Austin Peay	L	72-82
D 8	St. Thomas (Fla.)	W	82-56
D 17	Minnesota	L	67-83
D 19	at Creighton	L	73-79
D 21	Morgan State	W	66-60
J 2	Furman	W	78-56
J 7	at Virginia Tech	W	93-90
J 9	Western Michigan	L	63-68
J 14	Dayton	W	90-86
J 17	DePaul	W	72-64
J 28	at Miami (Fla.)	L	90-106
F 2	at Notre Dame	L	68-83
F 4	at Wake Forest	L	67-70
F 8	Toledo	W	84-65
F 11	Oregon State	L	73-76
F 15	Valparaiso	W	91-83
F 20	Fordham	W	69-68
F 22	at Wisconsin	L	50-61
F 23	Maryland-Baltimore Cty	W	88-75
F 25	at Xavier (Ohio)	L	77-102
F 28	Loyola (Ill.)	L	83-91
M 2	at Dayton	W	76-74
M 4	at DePaul	L	79-91
M 8	Notre Dame	L	63-67

\*Investor's Classic (Charlottesville, Va.)

#First Bank Classic (Milwaukee, Wis.)

### 1989-90 (15-14; 9-5 Midwestern Collegiate Conference)

#### National Invitation Tournament

**Coach: Kevin O'Neill**

**Captain: Tony Smith**

**Leading Scorer: Tony Smith (23.8 ppg)**

**Leading Rebounder: Trevor Powell (7.8 rpg)**

N 24	at Oregon State	L	57-71
D 1	UNC Wilmington#	W	76-54
D 2	Wisconsin#	L	58-63(ot)
D 5	Loyola (Ill.)*	W	75-69(ot)
D 9	Notre Dame	W	80-68
D 16	#6 Michigan	L	73-82
D 20	Chicago State	W	77-45
D 23	at DePaul	L	62-71
D 31	Morgan State	W	75-51
J 3	Baptist College	W	83-57
J 6	Xavier (Ohio)*	L	80-86
J 11	at Dayton*	W	95-84
J 18	at Detroit*	W	84-70
J 20	DePaul	W	77-55
J 22	Saint Louis*	W	65-59
J 27	at Evansville*	L	66-70
F 1	at Butler*	W	75-73
F 3	Virginia	L	91-96(ot)
F 8	at #21 Xavier (Ohio)*	L	78-83
F 10	Dayton*	L	77-79
F 14	at Notre Dame	L	76-79
F 17	at Loyola (Ill.)*	W	68-48
F 19	at Wisconsin	L	65-82
F 24	at Saint Louis*	L	55-65
F 26	Evansville*	W	90-65
M 1	Detroit*	W	70-69(ot)
M 3	Butler*	W	90-70
M 8	Evansville%	L	57-66
M 14	at Penn State&	L	54-57

#First Bank Classic (Milwaukee, Wis.)

\*Midwestern Collegiate Conference game

%Midwestern Collegiate Conference

Tournament (Dayton, Ohio)

& National Invitation Tournament (University Park, Pa.)

### 1990-91 (11-18; 7-7 Midwestern Collegiate Conference)

**Coach: Kevin O'Neill**

**Captains: Mark Anglavar, Rod Grosse,**

**Trevor Powell**

**Leading Scorer: Damon Key (13.2 ppg)**

**Leading Rebounder: Trevor Powell (7.3 rpg)**

N 14	at #6 Duke#	L	74-87
D 1	at Kansas	L	71-108
D 4	Wisconsin	W	69-58
D 7	Mississippi Valley State%	W	96-71
D 8	Arkansas-Little Rock%	W	75-44
D 19	Prairie View A&M	W	95-68
D 22	at Michigan	L	81-89
D 30	Oklahoma State	L	43-70
J 2	#18 Virginia	L	88-94
J 5	at Dayton*	L	81-103
J 8	at DePaul	L	63-68
J 10	Xavier (Ohio)*	L	93-98(ot)
J 17	at Notre Dame	L	73-80
J 19	Loyola (Ill.)*	W	82-36
J 21	at North Carolina State	L	76-89
J 24	at Evansville*	W	68-57

J 26	at Saint Louis*	L	69-73
J 28	DePaul	L	56-84
J 31	Detroit*	W	75-54
F 2	Butler*	L	65-76
F 7	at Xavier (Ohio)*	L	66-71

F 9	Dayton*	W	67-65
F 12	Notre Dame	L	62-63
F 17	at Loyola (Ill.)*	W	75-70(ot)
F 21	Evansville*	L	55-59
F 23	Saint Louis*	W	72-69
F 28	at Detroit*	W	74-68
M 2	at Butler*	L	74-84
M 7	Saint Louis&	L	82-92

#Dodge Pre-season NIT (Durham, N.C.)

%First Bank Classic (Milwaukee, Wis.)

\*Midwestern Collegiate Conference game

&Midwestern Collegiate Conference Tournament

(Dayton, Ohio)

### 1991-92 (16-13; 5-5 Great Midwest Conference)

**Coach: Kevin O'Neill**

**Captains: Ron Curry, Damon Key,**

**Jim McIlvaine**

**Leading Scorer: Damon Key (13.6 ppg)**

**Leading Rebounder: Ron Curry (7.2 rpg)**

N 22	Prairie View A&M	W	98-55
N 28	Northern Illinois	W	78-71
D 6	Columbia#	W	71-63
D 7	Penn State#	L	56-60
D 15	Cal State-Sacramento	W	79-35
D 17	Mississippi Valley State	W	87-62
D 21	Bethune-Cookman	W	89-53
D 23	Sam Houston State	W	75-44
D 30	Maryland-Baltimore Cty	W	93-63
J 2	Chicago State	W	92-55
J 4	at Wisconsin	L	63-81
J 8	at Dayton	L	57-60
J 11	UAB*	W	66-54
J 14	at #3 Oklahoma State	L	52-64
J 18	at Saint Louis*	W	70-67
J 21	Notre Dame	L	63-69
J 25	at Memphis State*	L	55-59
J 28	#5 Kansas	L	61-85
F 1	Cincinnati*	L	57-71
F 4	North Carolina State	W	66-42
F 9	DePaul*	L	58-65
F 15	at UAB*	L	60-64
F 18	at Notre Dame	L	53-60
F 22	Saint Louis*	W	71-48
F 27	at 19 Cincinnati*	L	59-70
M 1	Memphis State*	W	82-67
M 4	at #15 DePaul*	W	73-65
M 12	Saint Louis%	W	74-63
M 13	#12 Cincinnati%	L	49-62

#First Bank Classic (Milwaukee, Wis.)

\*Great Midwest Conference game

%Great Midwest Conference Tournament

(Chicago, Ill.)

### 1992-93 (20-8; 6-4 Great Midwest Conference)

#### NCAA Midwest Regional

**Coach: Kevin O'Neill**

**Captains: Ron Curry, Damon Key,**

**Tony Miller**

**Leading Scorer: Ron Curry (14.4 ppg)**

**Leading Rebounder: Ron Curry (8.1 rpg)**

D 4	North Carolina A&T#	W	84-43
D 5	Manhattan#	W	85-62



# YEAR-BY-YEAR RESULTS

J 6	Dayton	W	82-44
J 9	at UAB*	W	80-66
J 13	Chicago State	W	96-47
J 16	Saint Louis*	W	65-53
J 18	at Fordham	W	66-40
J 20	Delaware State	W	105-65
J 23	Memphis State*	W	78-66
J 30	at Saint Louis*	W	65-62
F 2	at South Florida	W	69-54
F 6	at DePaul*	W	87-76
F 10	at #8 Cincinnati*	L	53-55
F 13	UAB*	L	38-44
F 17	at Notre Dame	W	69-61
F 20	UW-Green Bay	W	63-46
F 25	#10 Cincinnati*	L	57-66
F 27	at Memphis State*	L	63-68
M 6	DePaul*	W	86-75
M 11	Saint Louis%	L	57-63
M 19	#23 Oklahoma State&	L	62-74

#First Bank Classic (Milwaukee, Wis.)  
 \*Great Midwest Conference game  
 %Great Midwest Conference Tournament (Memphis, Tenn.)  
 &NCAA Tournament (Indianapolis, Ind.)

## 1993-94 (24-9; 10-2)

### Great Midwest Conference)

**Great Midwest Regular-Season Champions**  
**NCAA Southeast Regional**  
**Captain: Kevin O'Neill**

**Captains: Damon Key, Robb Logterman, Tony Miller**  
**Leading Scorer: Damon Key (15.6 ppg)**  
**Leading Rebounder: Jim McIvaine (8.3 rpg)**

N 26	at American-Puerto Rico#	W	86-72
N 27	East Tennessee State#	W	87-72
N 28	Washington State#	L	46-56
D 3	Texas Southern%	W	85-67
D 4	UW-Green Bay%	L	45-46
D 7	#16 Illinois	W	74-65
D 12	Ohio State	W	86-66
D 21	Louisiana Tech	W	84-48
D 28	at Northern Illinois	W	73-58
J 2	at #17 Wisconsin	L	52-71
J 5	Memphis State*	W	79-67
J 8	at #9 Arizona&	L	80-94
J 12	at DePaul*	W	71-52
J 19	at #18 UAB*	W	60-58
J 22	#23 Saint Louis*	W	62-52
J 26	at #23 Saint Louis*	L	66-76
J 29	at Memphis State*	W	51-46
J 31	South Florida	W	78-54
F 2	#17 UAB*	W	58-54
F 5	West Virginia	W	75-50
F 10	at Cincinnati*	W	61-60
F 13	Cincinnati*	L	82-89(2ot)
F 15	at Virginia Tech	W	55-48
F 17	Notre Dame	L	58-68
F 20	Dayton*	W	84-62
F 23	at Dayton*	W	63-58
F 27	DePaul*	W	70-62
F 28	San Francisco	W	86-65
M 5	UW-Milwaukee	W	73-51
M 11	at Cincinnati%	L	63-72
M 18	Southwestern Louisiana!	W	81-59
M 20	#7 Kentucky!	W	75-63
M 24	#6 Duke+	L	49-59

#San Juan Shootout (San Juan, Puerto Rico)  
 %First Bank Classic (Milwaukee, Wis.)  
 \*Great Midwest Conference game

&7-Up Shootout (Tucson, Ariz.)  
 %Great Midwest Conference Tournament (Cincinnati, Ohio)  
 !NCAA Tournament (St. Petersburg, Fla.)  
 +NCAA Tournament (Knoxville, Tenn.)

## 1994-95 (21-12; 7-5)

### Great Midwest Conference)

**NIT Runners-Up**  
**Captain: Mike Deane**  
**Captain: Tony Miller**  
**Leading Scorer: Roney Eford (13.2 ppg)**  
**Leading Rebounder: Amal McCaskill (8.5 rpg)**

N 28	UNLV	W	82-74(ot)
N 30	at Ohio State	W	82-70
D 2	UW-Milwaukee#	W	101-59
D 3	Northwestern#	W	94-60
D 6	Fairleigh Dickinson	W	96-74
D 10	at San Francisco	W	79-72
D 20	Illinois-Chicago	L	65-67
D 23	Creighton	W	82-50
D 31	#19 Wisconsin	W	80-65
J 5	Temple*	L	57-69
J 7	UW-Green Bay	L	48-50
J 12	Cincinnati*	L	64-91
J 15	UAB*	W	77-54
J 17	Virginia Tech	L	54-57
J 20	at Dayton*	W	70-58
J 22	at Saint Louis*	L	73-81
J 28	at DePaul*	L	48-63
F 5	at #23 Cincinnati*	W	59-52
F 9	Saint Louis*	L	48-55
F 11	at West Virginia	L	76-78
F 16	at UAB*	W	80-70
F 18	at Memphis*	L	71-77(2ot)
F 21	DePaul*	W	81-71
F 23	Dayton*	W	70-59
F 25	at Notre Dame	W	65-63
M 4	Memphis*	W	80-61
M 9	UAB%	W	55-46
M 10	Saint Louis%	L	56-73
M 15	at Auburn!	W	68-61
M 20	St. Bonaventure@	W	70-51
M 22	South Florida^	W	57-50(ot)
M 27	Penn State+	W	87-79
M 29	Virginia Tech+	L	64-65(ot)

#First Bank Classic (Milwaukee, Wis.)  
 &Busch Atlantic 10-Great Midwest Battle (St. Louis, Mo.)  
 \*Great Midwest Conference game  
 %Great Midwest Conference Tournament (Milwaukee, Wis.)  
 !National Invitation Tournament (Auburn, Ala.)  
 @National Invitation Tournament (Milwaukee, Wis.)  
 ^National Invitation Tournament (Milwaukee, Wis. - MECCA Arena)  
 +National Invitation Tournament (New York, N.Y.)

## 1995-96 (23-8 overall; 10-4 Conference USA)

**NCAA East Regional**  
**Captain: Mike Deane**  
**Captain: Roney Eford**  
**Leading Scorer: Aaron Hutchins (14.0 ppg)**  
**Leading Rebounder: Amal McCaskill (8.9 rpg)**

N 26	UW-Milwaukee	W	91-74
D 1	Columbia#	W	72-45
D 2	UW-Green Bay#	W	64-44

D 6	Coppin State	W	95-69
D 9	La Salle&	L	65-68
D 16	#22 Santa Clara%	W	78-49
D 22	Vermont%	W	89-58
D 31	at Wisconsin	L	46-55
J 2	Morgan State	W	98-58
J 7	Saint Louis*	W	69-47
J 10	Iowa State	W	58-56
J 13	at #4 Cincinnati*	L	70-91
J 15	Illinois-Chicago	W	103-81
J 17	at DePaul*	W	73-60
J 20	#9 Memphis*	W	59-55
J 25	at UNC Charlotte	L	69-79
J 30	UAB*	W	73-64
F 4	at Tulane*	L	74-75
F 7	South Florida*	W	82-61
F 11	DePaul*	W	75-65
F 14	at Creighton	W	63-57
F 18	at Southern Miss*	W	58-55
F 22	UNC Charlotte*	W	78-68
F 25	at Saint Louis	L	58-69
F 28	at #21 Louisville*	W	80-79(2ot)
M 2	#7 Cincinnati*	W	74-72
M 7	South Florida!	W	65-56
M 8	at #14 Memphis!	W	72-60
M 9	#8 Cincinnati!	L	84-85(ot)
M 14	Monmouth@	W	68-44
M 16	Arkansas@	L	56-65

#First Bank Classic (Milwaukee, Wis.)  
 &Atlantic City Shootout (Atlantic City, N.J.)  
 %MECCA Arena  
 \*Conference USA game  
 !Conference USA Championship (Memphis, Tenn.)  
 @NCAA Tournament (Providence, R.I.)

## 1996-97 (22-9 overall; 9-5 Conference USA)

**NCAA East Regional**  
**Conference USA Tournament**  
**Champions**  
**Captain: Mike Deane**  
**Captain: Anthony Pieper**  
**Leading Scorer: Chris Crawford (14.9 ppg)**  
**Leading Rebounder: Faisal Abraham (6.5 rpg)**

N 24	UW-Milwaukee	W	82-55
N 29	at Santa Clara	L	72-79
D 6	Prairie View A&M#	W	104-49
D 7	Princeton#	L	62-66
D 14	UW-Green Bay	W	55-39
D 16	Coastal Carolina	W	66-42
D 19	Appalachian State	W	74-37
D 22	La Salle	W	86-53
D 27	at Dayton	W	65-61
D 31	Wisconsin	W	59-52
J 4	Southern Miss*	W	61-44
J 7	at #4 Iowa State	W	67-64
J 9	DePaul*	W	75-50
J 12	at Memphis*	L	47-54
J 18	Saint Louis*	W	69-48
J 26	at DePaul*	W	61-49
J 30	at South Florida*	W	71-36
F 1	Tulane*	L	53-54
F 5	Maine	L	59-68
F 8	at #12 Cincinnati*	L	70-91
F 15	at UNC Charlotte*	L	46-66
F 17	at UAB*	W	68-52
F 20	#15 Louisville	W	79-71(ot)
F 25	at Saint Louis*	W	56-54
F 27	#9 Cincinnati*	L	74-80
M 2	Houston*	W	76-67
M 5	DePaul&	W	79-53
M 6	Memphis&	W	63-45

M 7	#10 Cincinnati&	W	91-79
M 8	UNC Charlotte&	W	60-52
M 14	Providence%	L	59-81

#First Bank Classic (Milwaukee, Wis.)  
 \*Conference USA game  
 &Conference USA Championship (St. Louis, Mo.)  
 %NCAA Tournament (Charlotte, N.C.)

## 1997-98 (20-11; 8-8 Conference USA)

**National Invitation Tournament**  
**Captain: Mike Deane**  
**Captain: Abel Joseph**  
**Leading Scorer: Aaron Hutchins (15.2 ppg)**  
**Leading Rebounder: Jarrod Lovette (6.9 rpg)**

N 14	at Wisconsin	W	65-60
N 21	Notre Dame	W	72-48
D 5	Montana State#	W	84-60
D 6	St. Bonaventure#	W	68-61
D 14	UW-Milwaukee	W	69-56
D 21	Dayton	W	86-68
D 23	Central Florida	W	85-58
D 28	at Illinois-Chicago	W	73-67
D 31	Saint Peter's	W	71-55
J 3	at Louisville*	W	71-70
J 7	UAB*	L	52-65
J 11	at Cincinnati*	L	51-68
J 13	at UNC Charlotte*	L	53-66
J 17	Boston College	L	54-64
J 19	DePaul*	W	58-49
J 22	#21 Cincinnati*	W	66-63(ot)
J 24	Saint Louis*	L	62-71
J 29	at Southern Miss*	W	46-43
F 1	at Tulane*	W	66-40
F 7	at DePaul*	W	73-51
F 12	UNC Charlotte*	L	56-58
F 14	Houston*	W	70-52
F 19	Louisville*	W	57-52
F 22	at South Florida*	L	53-57
F 25	at Saint Louis*	L	65-67
F 28	Memphis*	L	65-77
M 4	DePaul&	W	52-50
M 5	UNC Charlotte&	L	55-63
M 11	Creighton!	W	80-68
M 16	Auburn!	W	75-60(ot)
M 18	at Minnesota@	L	71-73

#First Bank Classic (Milwaukee, Wis.)  
 \*Conference USA game  
 &Conference USA Championship (Cincinnati, Ohio)  
 !National Invitation Tournament (Milwaukee, Wis.)  
 @National Invitation Tournament (Minneapolis, Minn.)

## 1998-99 (14-15; 6-10 Conference USA)

**Captain: Mike Deane**  
**Captains: Mike Bargaen, Jarrod Lovette**  
**Leading Scorer: Brian Wardle (12.3 ppg)**  
**Leading Rebounder: Mike Bargaen (5.4 rpg)**

N 14	at Boston College	W	70-49
N 16	Morgan State	W	85-51
N 19	#13 Oklahoma State#	L	54-57
N 20	Nicholls State#	W	51-48
N 28	at Dayton	L	49-81
D 1	Northeastern%	W	82-68
D 4	Cornell&	W	68-51
D 5	Tulsa&	L	51-67
D 8	UW-Milwaukee	W	77-56





# YEAR-BY-YEAR RESULTS

F 6	at Louisville*	L	77-81
F 10	#4 Cincinnati*	W	62-58
F 13	UNC Charlotte*	W	69-59
F 21	at Memphis*	L	79-81
F 24	Southern Miss*	L	50-59
F 27	at Houston*	W	65-62
M 3	Saint Louis%	L	52-59

#VoiceStream Wireless Challenge (Honolulu, Hawaii)  
%Milwaukee Arena  
&Blue & Gold Coca-Cola Classic (Milwaukee, Wis.)  
\*Conference USA game  
!Conference USA Tournament (Birmingham, Ala.)

## 1999-00 (15-14; 8-8) Conference USA

**National Invitation Tournament**  
**Coach: Tom Crean**  
**Captains: John Cliff and Brian Wardle**  
**Leading Scorer: Brian Wardle (16.6 ppg)**  
**Leading Rebounder: Oluoma Nnamaka (6.7 rpg)**

N 20	Chicago State	W	62-43
N 23	at Minnesota	L	57-66
N 27	Wofford	W	74-59
D 3	Western Michigan	W	76-69
D 4	Appalachian State	W	57-51
D 7	Dayton%	L	60-63
D 11	at Baylor	L	68-72(ot)
D 20	Hampton	W	67-52
D 23	at Wisconsin	L	74-86
D 29	Coppin State%	W	63-55
J 2	Xavier	W	65-63
J 5	Saint Louis*	W	56-38
J 8	at #3 Cincinnati*	L	48-67
J 12	at #19 DePaul*	W	69-60
J 15	#25 Louisville*	W	66-64(ot)
J 19	UNC Charlotte*	W	65-55
J 23	#1 Cincinnati*	L	60-72
J 26	at Saint Louis*	L	52-67
J 29	at UNC Charlotte*	L	54-60
F 2	at Southern Miss.*	W	79-67
F 5	Houston*	W	65-61
F 13	at Louisville*	L	64-76
F 16	DePaul*	L	35-55
F 24	at South Florida*	W	61-60
F 26	Memphis*	L	49-53
M 1	UAB*	W	68-58
M 4	at Tulane*	L	68-73
M 8	vs. Houston!	L	75-77
M 15	at Xavier\$	L	63-67

&- Blue and Gold Coca-Cola Classic  
%- Milwaukee Arena  
\*- Conference USA game  
!- Conference USA Tournament  
\$-NIT

## 2000-01 (15-14; 9-7) Conference USA

**Coach: Tom Crean**  
**Captains: Brian Wardle**  
**Leading Scorer: Brian Wardle (18.8 ppg)**  
**Leading Rebounder: Odartey Blankson (5.5 rpg)**

N 14	South Alabama!	L	54-67
N 20	Massachusetts	W	68-64
D 1	Centenary&	W	66-47
D 2	Cal State Northridge&	W	69-66
D 7	Minnesota%	L	59-61(ot)
D 9	Arkansas-Little Rock	W	48-46
D 16	at Xavier	L	59-75

D 20	Western Carolina	W	78-66
D 23	#16 Wisconsin	L	47-52
D 30	at Dayton	L	60-61
J 6	at DePaul*	W	69-49
J 10	Cincinnati*	W	47-44
J 13	at #9 North Carolina	L	54-84
J 17	South Florida*	W	72-68
J 20	Charlotte*	L	71-74
J 24	at Saint Louis*	W	73-64
J 27	Tulane*	W	82-57
J 30	Southern Miss*	L	65-78
F 2	at Memphis*	W	71-65
F 8	at Louisville*	L	65-75
F 11	Saint Louis*	W	75-69
F 14	at UAB*	L	66-72
F 18	at Cincinnati*	W	66-63(ot)
F 22	DePaul@*	W	82-64
F 24	Louisville*	L	74-77(3ot)
F 28	at Houston*	L	64-66
M 3	at Charlotte*	L	62-85
M 7	vs. Tulane\$	W	72-67
M 8	vs. Memphis\$	L	64-71

! Preseason NIT  
& Blue and Gold Coca-Cola Classic  
% U.S. Cellular Arena  
@ Al's Night  
\$ C-USA Tournament (Louisville, KY)

## 2001-02 (26-7; 13-3) Conference USA

**NCAA East Regional**  
**Coach: Tom Crean**  
**Captains: Jon Harris, Oluoma Nnamaka**  
**Leading Scorer: Dwyane Wade (17.8 ppg)**  
**Leading Rebounder: Dwyane Wade (6.6 rpg)**

N 17	Loyola (Ill.)	W	80-70
N 18	Chicago State	W	102-49
N 21	vs. Tennessee!	W	85-74
N 23	vs. #20 Indiana!	W	50-49
N 24	vs. Gonzaga	W	72-63
N 30	Texas Southern&	W	76-40
D 1	Sam Houston State&	W	77-58
D 5	Dayton	W	73-51
D 8	Fordham	W	79-55
D 19	Arkansas-Pine Bluff	W	100-49
D 22	at Wisconsin	L	73-86
D 29	at #25 Wake Forest	L	59-64
J 2	Morris Brown%	W	85-38
J 5	at Charlotte*	L	68-76
J 9	at Louisville*	W	75-71
J 12	Saint Louis*	W	61-53
J 15	UAB*	W	67-59
J 19	at DePaul*	W	87-68
J 23	TCU*	W	83-72
J 26	at Saint Louis*	W	55-38
J 29	at Tulane*	W	68-66
F 2	#4 Cincinnati*	W	74-60
F 6	East Carolina*	W	70-58
F 9	at Southern Miss*	W	72-58
F 16	Louisville*	W	75-63
F 19	Charlotte*	W	66-52
F 22	at #4 Cincinnati*	L	62-63
F 26	at East Carolina*	L	46-51
M 1	DePaul*	W	72-53
M 7	vs. Louisville^	W	84-76
M 8	vs. Houston^	W	85-73
M 9	vs. #5 Cincinnati^	L	63-77
M 4	vs. Tulsa\$	L	69-71

! Carrs/Safeway Great Alaska Shootout (Anchorage, AK)  
& Blue and Gold Coca-Cola Classic (Milwaukee, WI)  
% U.S. Cellular Arena

\* C-USA Game  
^ C-USA Tournament (Cincinnati, OH)  
\$ NCAA Tournament (Saint Louis, MO)

## 2002-03 (27-6; 14-2) Conference USA

**NCAA Final Four**  
**C-USA Regular-Season Champions**  
**Coach: Tom Crean**  
**Captains: Dwyane Wade**  
**Leading Scorer: Dwyane Wade (21.5 ppg)**  
**Leading Rebounder: Robert Jackson (7.5 rpg)**

N 15	vs. Villanova@	W	73-61
N 22	Coppin State&	W	64-46
N 23	Texas-San Antonio&	W	80-68
N 26	Eastern Illinois	W	97-74
D 2	at Notre Dame	L	71-92
D 7	Appalachian State	W	101-78
D 14	Wisconsin	W	63-54
D 21	Elon	W	89-57
D 28	Grambling	W	105-74
D 30	at East Carolina*	L	70-73
J 4	at Dayton	L	85-92(ot)
J 7	at Saint Louis*	W	60-54
J 11	South Florida*	W	96-63
J 14	at Tulane*	W	85-73
J 18	at Charlotte*	W	67-64
J 25	DePaul*	W	72-51
J 29	East Carolina*	W	80-48
F 1	at Cincinnati*	W	82-76
F 5	Saint Louis*	W	68-64
F 9	#14 Wake Forest	W	68-61
F 12	at DePaul*	W	73-60
F 15	#2 Louisville*	L	70-73
F 20	Charlotte*	W	75-67
F 22	at TCU*	W	79-68
F 27	at #11 Louisville*	W	78-73
M 1	UAB*	W	98-87
M 8	Cincinnati*	W	70-61
M 13	vs. UAB^	L	76-83
M 20	vs. Holy Cross%	W	72-68
M 22	vs. #24 Missouri%	W	101-92(ot)
M 27	vs. #4 Pittsburgh#	W	77-74
M 29	vs. #1 Kentucky#	W	83-69
A 5	vs. #6 Kansas\$	L	61-94

## 2003-04 (19-12; 8-8) Conference USA

**NIT Quarterfinals**  
**Coach: Tom Crean**  
**Captains: Travis Diener, Scott Merritt**  
**Leading Scorer: Travis Diener (18.8 ppg)**  
**Leading Rebounder: Scott Merritt (7.1 rpg)**

N 13	St. John's!	W	52-45
N 21	Savannah State@	W	79-41
N 22	Valparaiso@	W	75-70
N 24	North Michigan	W	73-60
D 1	#23 Notre Dame	W	71-58
D 5	Grambling	W	71-55
D 13	at #9 Arizona	L	75-85
D 15	Canisius	W	68-65
D 20	at #22 Wisconsin	L	59-63

D 22	Florida A&M	W	83-63
D 29	Sacred Heart	W	77-72
J 7	at Houston*	W	65-52
J 10	Saint Louis*	W	61-59
J 14	#10 Cincinnati*	L	73-85
J 16	vs. Southern Miss*#	L	61-83
J 20	at Charlotte*	L	76-84
J 24	DePaul*	W	70-62

J 31	at #4 Louisville*	W	77-70
F 3	TCU*	L	79-85
F 7	at DePaul*	L	78-84
F 14	Memphis*	L	71-89
F 18	at Saint Louis*	L	54-58
F 21	Tulane*	W	81-69
F 26	at South Florida*	W	70-63
F 28	at UAB*	L	69-87
M 3	East Carolina*	W	77-73
M 6	#25 Louisville*	W	81-80
M 10	vs. TCU\$	L	62-64
M 15	Toledo%	W	87-72
M 23	Boise State%	W	66-53
M 25	at Iowa State%	L	69-77

! Coaches vs. Cancer Classic (Madison Square Garden, NYC)  
@ Pepsi Blue and Gold Classic (Milwaukee)  
# Resch Center (Green Bay, Wisconsin)  
\$ C-USA Tournament (Cincinnati, OH)  
% National Invitation Tournament

## 2004-05 (19-12, 7-9) Conference USA

**NIT First Round**  
**Coach: Tom Crean**  
**Captains: Travis Diener, Marcus Jackson, Todd Townsend**  
**Leading Scorer: Travis Diener (19.7 ppg)**  
**Leading Rebounder: Marcus Jackson (8.5 rpg)**

N 14	Western Carolina^	W	75-64
N 15	Illinois State^	W	60-32
N 16	Air Force^	W	69-65
N 19	Sam Houston State!	W	84-71
N 20	Kent State!	W	66-61
N 27	at Oakland	W	95-87
D 1	Delaware State	W	66-60
D 7	South Dakota State	W	76-60
D 11	#22 Wisconsin	W	63-54
D 18	#15 Arizona	L	43-48
D 21	Nebraska	W	81-62
D 29	Coppin State	W	65-55
J 2	IPFW	W	91-57
J 8	at Tulane*	W	82-68
J 13	at Memphis*	L	68-78
J 15	USF*	W	66-64
J 20	at DePaul*	L	72-85
J 22	Charlotte*	L	66-76
J 26	at #12 Louisville*	L	52-99
J 29	at Saint Louis*	W	55-51(ot)
F 2	UAB*	L	63-86
F 5	Southern Miss*	W	81-72
F 9	at TCU*	L	62-63
F 12	at East Carolina*	W	71-69(ot)
F 17	#12 Louisville*	L	61-64
F 20	DePaul*	W	67-57
F 24	at #24 Cincinnati*	L	68-80
M 2	Houston*	W	76-55
M 5	St. Louis*	L	39-51
M 9	vs. TCU&	L	57-60(ot)
M 14	W. Michigan%	L	40-54

^ BCA Classic (Milwaukee)  
! Pepsi Blue & Gold Classic (Milwaukee)  
& C-USA Tournament (Memphis, Tenn.)  
% National Invitation Tournament

107  
YEAR-BY-YEAR RESULTS





# MARQUETTE VS. NATIONALLY RANKED OPPONENTS

- Jan. 29, 1949** #13 Loyola (Ill.) 74, at Marquette 59
- Feb. 14, 1949** #14 Bowling Green 59, at Marquette 56
- Jan. 7, 1950** at #10 Minnesota 74, Marquette 38
- Feb. 4, 1950** at #16 Notre Dame 79, Marquette 61
- Dec. 31, 1951** #2 Illinois 68, Marquette 57
- March 1, 1952** at #5 Saint Louis 98, Marquette 63
- Dec. 31, 1952** at Marquette 70, #9 Minnesota 59
- Jan. 10, 1953** at #1 Kansas State 88, Marquette 72
- Dec. 23, 1953** at #8 Minnesota 91, Marquette 73
- Feb. 25, 1954** at #6 Notre Dame 79, Marquette 66
- March 6, 1954** #5 Notre Dame 79, at Marquette 68
- Dec. 31, 1954** at Marquette 66, #13 Louisville 62
- Jan. 12, 1955** Marquette 82, at #20 Louisville 78
- March 11, 1955** #8 Marquette 79, #2 Kentucky 71 (NCAA Tournament - Evanston, Ill.)
- March 12, 1955** #5 Iowa 86, #8 Marquette 81 (NCAA Tournament - Evanston, Ill.)
- Dec. 16, 1955** #1 San Francisco 65, Marquette 58 (DePaul Invitational, Chicago, Ill.)
- Dec. 17, 1955** Marquette 83, #6 Duquesne 59 (DePaul Invitational - Chicago, Ill.)
- Dec. 29, 1955** #7 Utah 89, Marquette 84 (Sugar Bowl Invitational - New Orleans, La.)
- Dec. 30, 1955** #19 Alabama 77, Marquette 75 (Sugar Bowl Invitational - New Orleans, La.)
- Dec. 15, 1956** #4 Louisville 75, at Marquette 68
- Dec. 28, 1956** at #11 Oklahoma City 63, Marquette 58 (All-College Tournament - Oklahoma City, Okla.)
- Feb. 6, 1957** at Marquette 81, #14 Canisius 80
- Feb. 9, 1957** at #8 Bradley 85, Marquette 65
- Feb. 13, 1957** at #8 Louisville 99, Marquette 79
- Dec. 14, 1957** at Marquette 78, #15 Notre Dame 64
- Dec. 22, 1958** at Marquette 86, #9 Xavier (Ohio) 71
- Jan. 31, 1959** at #12 Marquette 66, #17 Louisville 62
- March 13, 1959** #7 Michigan State 74, #20 Marquette 69 (NCAA Tournament - Evanston, Ill.)
- March 14, 1959** #2 Kentucky 98, #20 Marquette 69 (NCAA Tournament - Evanston, Ill.)
- Jan. 12, 1960** #20 Detroit 89, at Marquette 85
- Jan. 30, 1960** #2 Bradley 62, at Marquette 59 (OT)
- Feb. 3, 1960** at #14 Detroit 65, Marquette 58
- Feb. 20, 1960** at #14 St. Bonaventure 74, Marquette 70
- Dec. 13, 1960** at Marquette 83, #16 Wichita State 79
- Dec. 17, 1960** at Marquette 96, #19 Illinois 87
- Dec. 30, 1960** #6 Duke 86, at Marquette 73 (Dixie Classic Tournament - Raleigh, N.C.)
- Jan. 7, 1961** #4 Louisville 84, at Marquette 63
- Jan. 28, 1961** at #3 Bradley 84, Marquette 68
- Jan. 31, 1961** #2 St. Bonaventure 92, at Marquette 63
- Dec. 15, 1961** at #8 Kansas State 80, Marquette 64
- Jan. 8, 1963** #2 Loyola (Ill.) 87, at Marquette 68
- Feb. 12, 1963** at #2 Loyola (Ill.) 92, Marquette 90 (OT)
- Jan. 8, 1964** #3 Loyola 96, at Marquette 80
- Feb. 1, 1964** at #7 Wichita State 100, Marquette 63
- Feb. 12, 1964** #10 DePaul 72, at Marquette 69
- Feb. 26, 1964** #8 Villanova 87, at Marquette 64
- Dec. 8, 1964** at #6 Minnesota 78, Marquette 59
- Dec. 18, 1964** #5 UCLA 61, at Marquette 51 (Milwaukee Classic - Milwaukee, Wis.)
- Jan. 30, 1965** at Marquette 78, #7 St. John's (N.Y.) 80
- March 6, 1965** #9 Villanova 73, at Marquette 69
- Dec. 22, 1965** at Marquette 95, #8 Wichita State 76
- Feb. 5, 1966** at #5 Loyola (Ill.) 85, Marquette 84
- Dec. 29, 1967** #2 Houston 77, Marquette 65 (Rainbow Classic - Honolulu, Hawaii)
- March 15, 1968** #5 Kentucky 107, Marquette 89 (NCAA Tournament - Lexington, Ky.)
- Jan. 4, 1969** at Marquette 85, #7 Detroit 71
- March 13, 1969** #14 Marquette 81, #7 Kentucky 74 (NCAA Tournament - Madison, Wis.)
- March 15, 1969** #6 Purdue 75, #14 Marquette 73 (OT) (NCAA Tournament - Madison, Wis.)
- Jan. 12, 1971** at #2 Marquette 71, #9 Notre Dame 66
- Feb. 25, 1971** #2 Marquette 85, at #11 Fordham 80 (OT)
- March 13, 1971** #2 Marquette 62, #20 Miami (Ohio) 47 (NCAA Tournament - South Bend, Ind.)
- March 18, 1971** #10 Ohio State 60, #2 Marquette 59 (NCAA Tournament - Athens, Ga.)
- March 20, 1971** #2 Marquette 91, #8 Kentucky 74 (NCAA Tournament - Athens, Ga.)
- Dec. 11, 1971** at #2 Marquette 81, #9 Michigan 52
- Dec. 28, 1971** at #2 Marquette 74, #17 Marshall 72 (Milwaukee Classic - Milwaukee, Wis.)
- Jan. 9, 1972** #2 Marquette 72, at #11 South Carolina 71
- March 16, 1972** #18 Kentucky 85, #7 Marquette 69 (NCAA Tournament - Dayton, Ohio)
- March 18, 1972** #11 Minnesota 77, #7 Marquette 72 (NCAA Tournament - Dayton, Ohio)
- Dec. 5, 1972** at #5 Marquette 56, #14 Tennessee 30
- Dec. 9, 1972** at #5 Marquette 72, #11 Memphis State 69
- Jan. 16, 1973** at #6 Minnesota 64, #7 Marquette 53
- March 3, 1973** at #4 Cal State-Long Beach 76, #5 Marquette 66
- March 15, 1973** #6 Indiana 75, #5 Marquette 69 (NCAA Tournament - Nashville, Tenn.)
- March 17, 1973** #5 Marquette 88, #19 Austin Peay 73 (NCAA Tournament - Nashville, Tenn.)
- Dec. 28, 1973** at #6 Marquette 76, #12 Arizona 62
- Jan. 22, 1974** at #6 Marquette 54, #10 Cal State-Long Beach 52





- Jan. 29, 1974** at #3 Notre Dame 69, #5 Marquette 63
- March 14, 1974** #7 Marquette 69, #6 Vanderbilt 61  
(NCAA Tournament - Tuscaloosa, Ala.)
- March 16, 1974** #7 Marquette 72, #13 Michigan 70  
(NCAA Tournament - Tuscaloosa, Ala.)
- March 23, 1974** #3 Marquette 64, #6 Kansas 51  
(NCAA Tournament - Greensboro, N.C.)
- March 25, 1974** #1 North Carolina State 76, #3 Marquette 64  
(NCAA Tournament - Greensboro, N.C.)
- Dec. 21, 1974** #4 Louisville 80, at #6 Marquette 69
- Jan. 14, 1975** at #12 Marquette 69, #20 South Carolina 60
- March 8, 1975** #5 Marquette 64, at #13 Creighton 60
- March 15, 1975** #6 Kentucky 76, #5 Marquette 54  
(NCAA Tournament - Tuscaloosa, Ala.)
- Feb. 14, 1976** at #2 Marquette 68, #18 Virginia Tech 61
- Feb. 21, 1976** #2 Marquette 72, at #19 Louisville 62
- Feb. 28, 1976** #2 Marquette 81, at #6 Notre Dame 75
- March 18, 1976** #2 Marquette 62, #10 Western Michigan 47  
(NCAA Tournament - Baton Rouge, La.)
- March 20, 1976** #1 Indiana 65, #2 Marquette 56  
(NCAA Tournament - Baton Rouge, La.)
- Dec. 18, 1976** #17 Louisville 78, at #2 Marquette 75 (OT)
- Dec. 21, 1976** #20 Minnesota 66, at #6 Marquette 59
- Dec. 27, 1976** at #6 Marquette 67, #11 Clemson 49  
(Milwaukee Classic - Milwaukee, Wis.)
- Jan. 16, 1977** at #11 Marquette 78, #19 Notre Dame 69
- Feb. 6, 1977** at #12 Cincinnati 63, #6 Marquette 62
- Feb. 16, 1977** #15 Detroit 64, at #9 Marquette 63
- March 6, 1977** at #3 Michigan 69, #19 Marquette 68
- March 12, 1977** #16 Marquette 66, #11 Cincinnati 51  
(NCAA Tournament - Omaha, Neb.)
- March 19, 1977** #7 Marquette 82, #9 Wake Forest 68  
(NCAA Tournament - Oklahoma City, Okla.)
- March 26, 1977** #7 Marquette 51, #17 UNC Charlotte 49  
(NCAA Tournament - Atlanta, Ga.)
- March 28, 1977** #7 Marquette 67, #5 North Carolina 59  
(NCAA Tournament - Atlanta, Ga.)
- Dec. 22, 1977** at #8 Louisville 61, #2 Marquette 60
- Jan. 15, 1978** at #4 Marquette 97, #11 UNLV 81
- Jan. 18, 1978** at #2 Marquette 80, #18 DePaul 74
- Feb. 26, 1978** at #9 Notre Dame 65, #1 Marquette 59
- March 4, 1978** #3 Marquette 80, at #6 Detroit 77
- Jan. 13, 1979** #2 Notre Dame 65, at #13 Marquette 60
- Jan. 28, 1979** at #7 Duke 69, #13 Marquette 64
- Feb. 10, 1979** at #9 Marquette 71, #5 Louisville 55
- Feb. 24, 1979** at #20 DePaul 61, #9 Marquette 60
- March 15, 1979** #6 DePaul 62, #10 Marquette 56  
(NCAA Tournament - Provo, Utah)
- Jan. 12, 1980** #2 DePaul 92, at Marquette 85
- Jan. 22, 1980** at #7 Louisville 76, Marquette 63
- Feb. 10, 1980** Marquette 80, #10 Duke 77 (Madison, Wis.)
- Feb. 24, 1980** Marquette 77, at #10 Notre Dame 74
- Jan. 10, 1981** at Marquette 54, #5 Notre Dame 52
- Jan. 31, 1981** at #6 Wake Forest 83, Marquette 60
- Feb. 21, 1981** at #3 DePaul 78, Marquette 71
- Dec. 5, 1981** #6 Iowa 68, Marquette 65 (OT)
- Dec. 19, 1981** #8 Minnesota 76, at Marquette 54
- Feb. 6, 1982** #4 DePaul 67, at Marquette 66
- March 13, 1982** #5 Missouri 73, Marquette 69  
(NCAA Tournament - Tulsa, Okla.)
- Dec. 8, 1982** at #7 Iowa 87, #16 Marquette 66
- Jan. 23, 1983** Marquette 60, at #12 Missouri 59 (OT)
- Feb. 12, 1983** #11 Louisville 81, at Marquette 73
- Dec. 21, 1983** #17 Wake Forest 71, at Marquette 65 (OT)
- Jan. 28, 1984** Marquette 65, at #14 Louisville 60
- March 10, 1984** at #4 DePaul 64, Marquette 49
- Feb. 3, 1985** at #9 Syracuse 71, Marquette 53
- Jan. 19, 1986** #1 North Carolina 66, Marquette 64
- Feb. 1, 1986** at #14 Notre Dame 72, Marquette 70 (OT)
- March 1, 1986** #12 Notre Dame 74, at Marquette 66
- Feb. 10, 1987** #5 DePaul 88, at Marquette 76
- Feb. 15, 1987** at #3 North Carolina 83, Marquette 74
- March 7, 1987** at #5 DePaul 68, Marquette 59
- Dec. 16, 1989** #6 Michigan 82, at Marquette 73
- Feb. 8, 1990** at #21 Xavier (Ohio) 83, Marquette 78
- Nov. 14, 1990** at #6 Duke 87, Marquette 74  
(Dodge Preseason NIT - Durham, N.C.)
- Jan. 2, 1991** #18 Virginia 94, Marquette 88
- Jan. 14, 1992** at #3 Oklahoma State 64, Marquette 52
- Jan. 28, 1992** #5 Kansas 85, Marquette 61
- Feb. 27, 1992** at #19 Cincinnati 70, Marquette 59
- March 4, 1992** Marquette 73, at #15 DePaul 65
- March 13, 1992** #12 Cincinnati 62, Marquette 49  
(Great Midwest Conference Tournament - Chicago, Ill.)
- Dec. 26, 1992** at #19 UNLV 94, Marquette 88
- Feb. 10, 1993** at #8 Cincinnati 55, #15 Marquette 53
- Feb. 25, 1993** #10 Cincinnati 66, at #20 Marquette 57
- March 19, 1993** #23 Oklahoma State 74, Marquette 62  
(NCAA Tournament - Indianapolis, Ind.)
- Dec. 7, 1993** at Marquette 74, #16 Illinois 65
- Jan. 2, 1994** at #17 Wisconsin 71, #24 Marquette 52
- Jan. 8, 1994** at #9 Arizona 94, #25 Marquette 80  
(7-Up Shootout - Tucson, Ariz.)
- Jan. 19, 1994** Marquette 60, at #18 UAB 58
- Jan. 22, 1994** Marquette 62, #23 Saint Louis 52
- Jan. 26, 1994** at #23 Saint Louis 76, #22 Marquette 66
- Feb. 2, 1994** Marquette 58, #17 UAB 54
- March 20, 1994** #21 Marquette 75, #7 Kentucky 63  
(NCAA Tournament - St. Petersburg, Fla.)



MU VS. NATIONALLY RANKED OPPONENTS





# MARQUETTE VS. NATIONALLY RANKED OPPONENTS

**March 24, 1994** #6 Duke 59, #21 Marquette 49  
(NCAA Tournament - Knoxville, Tenn.)

**Dec. 31, 1994** at Marquette 80, #19 Wisconsin 65

**Feb. 5, 1995** Marquette 59, at #23 Cincinnati 52

**Dec. 16, 1995** at Marquette 78, #22 Santa Clara 49

**Jan. 13, 1996** at #4 Cincinnati 91, Marquette 70

**Jan. 20, 1996** at Marquette 59, #9 Memphis 55

**Feb. 28, 1996** Marquette 80, at #21 Louisville 79 (2OT)

**March 2, 1996** Marquette 74, #7 Cincinnati 72

**March 8, 1996** #21 Marquette 72, at #14 Memphis 60  
(Conference USA Tournament - Memphis, Tenn.)

**March 9, 1996** #8 Cincinnati 85, #21 Marquette 84 (OT)  
(Conference USA Tournament - Memphis, Tenn.)

**Jan. 7, 1997** Marquette 67, at #4 Iowa State 64

**Feb. 8, 1997** at #12 Cincinnati 91, Marquette 70

**Feb. 20, 1997** Marquette 79, #15 Louisville 71 (OT)

**Feb. 27, 1997** #9 Cincinnati 80, at Marquette 74

**March 7, 1997** Marquette 91, #10 Cincinnati 79  
(Conference USA Tournament - St. Louis, Mo.)

**Jan. 22, 1998** at Marquette 66, #21 Cincinnati 63 (OT)

**Nov. 19, 1998** #13 Oklahoma State 57, Marquette 54  
(Rainbow Classic - Honolulu, Hawaii)

**Dec. 23, 1998** #20 Wisconsin 61, at Marquette 45

**Jan. 4, 1999** at #3 Cincinnati 75, Marquette 56

**Feb. 10, 1999** at Marquette 62, #4 Cincinnati 58

**Jan. 8, 2000** at #3 Cincinnati 67, Marquette 48

**Jan. 12, 2000** Marquette 69, at #21 DePaul 60

**Jan. 15, 2000** at Marquette 66, #25 Louisville 64 (OT)

**Jan. 23, 2000** #1 Cincinnati 72, at Marquette 60

**Dec. 23, 2000** at #16 Wisconsin 52, at Marquette 47

**Jan. 13, 2001** at #9 North Carolina 84, Marquette 54

**Nov. 23, 2001** Marquette 50, vs. #20 Indiana 49  
(Great Alaska Shootout - Anchorage, AK)

**Dec. 29, 2001** at #25 Wake Forest 64, #19 Marquette 59

**Feb. 2, 2002** at Marquette 74, #4 Cincinnati 60

**Feb. 22, 2002** at #4 Cincinnati 63, #9 Marquette 62

**March 9, 2002** at #5 Cincinnati 77, #13 Marquette 63  
(C-USA Tournament - Cincinnati, Ohio)

**Feb. 9, 2003** at #15 Marquette 68, #14 Wake Forest 61

**Feb. 15, 2003** #2 Louisville 73, at #11 Marquette 70

**Feb. 27, 2003** #10 Marquette 78, at #11 Louisville 73

**March 22, 2003** #9 Marquette 101, #24 Missouri 92 (ot)  
(NCAA Tournament - Indianapolis, Ind.)

**March 27, 2003** #9 Marquette 77, #4 Pittsburgh 74  
(NCAA Tournament - Minneapolis, Minn.)

**March 29, 2003** #9 Marquette 83, #1 Kentucky 69  
(NCAA Tournament - Minneapolis, Minn.)

**Apr. 5, 2003** #6 Kansas 94, #9 Marquette 61  
(NCAA Tournament - New Orleans, La.)

**Dec. 1, 2003** #24 Marquette 71, #23 Notre Dame 58

**Dec. 13, 2003** at #9 Arizona 85, #22 Marquette 75

**Dec. 20, 2003** at #22 Wisconsin 62, #23 Marquette 58

**Jan. 14, 2004** at #10 Cincinnati 85, #21 Marquette 73

**Jan. 31, 2004** Marquette 77, #4 Louisville 70

**March 6, 2004** Marquette 81, #25 Louisville 80

**Dec. 11, 2004** Marquette 63, #22 Wisconsin 54

**Dec. 18, 2004** #15 Arizona 48, Marquette 43

**Jan. 26, 2005** at #12 Louisville 99, Marquette 52

**Feb. 17, 2005** #12 Louisville 64, Marquette 61

**Feb. 24, 2005** at #24 Cincinnati 80, Marquette 68

**Note: Rankings according to Associated**

**Press**







# MARQUETTE

BASKETBALL



AWARDS AND  
**HISTORY**



## YEAR-BY-YEAR RECORDS

Season	Overall Record (Winning Pct.)	Home	Away	Neutral	Season	Overall Record (Winning Pct.)	Home	Away	Neutral
1916-17	8-3 (.827)	3-1	5-2	0-0	1960-61	16-11 (.592)	11-2	4-6	1-3
1917-18	4-6 (.400)	3-2	1-4	0-0	1961-62	15-11 (.576)	11-3	4-8	0-0
1918-19	No games				1962-63	20-9 (.689)	13-2	5-6	2-1
1919-20	9-3 (.750)	5-1	4-2	0-0	1963-64	5-21 (.192)	4-11	1-10	0-0
1920-21	14-3 (.823)	6-1	8-2	0-0	1964-65	8-18 (.307)	7-7	1-11	0-0
1921-22	15-5 (.750)	1-1	14-4	0-0	1965-66	14-12 (.538)	11-4	2-8	1-0
1922-23	19-2 (.904)	13-0	6-2	0-0	1966-67	21-9 (.700)	13-2	5-6	3-1
1923-24	10-10 (.500)	9-4	1-6	0-0	1967-68	23-6 (.793)	14-1	5-3	4-2
1924-25	8-11 (.421)	6-6	2-5	0-0	1968-69	24-5 (.827)	15-0	7-4	2-1
1925-26	8-13 (.380)	5-5	3-8	0-0	1969-70	26-3 (.896)	16-0	6-3	4-0
1926-27	5-10 (.333)	4-5	1-5	0-0	1970-71	28-1 (.965)	15-0	11-0	2-1
1927-28	7-11 (.388)	5-4	2-7	0-0	1971-72	25-4 (.862)	16-0	8-2	1-2
1928-29	8-8 (.500)	5-3	3-5	0-0	1972-73	25-4 (.862)	14-1	9-2	2-1
1929-30	11-12 (.478)	8-4	3-8	0-0	1973-74	26-5 (.838)	14-1	8-3	4-1
1930-31	11-7 (.611)	7-5	4-2	0-0	1974-75	23-4 (.851)	13-2	10-1	0-1
1931-32	11-8 (.578)	7-2	4-6	0-0	1975-76	27-2 (.931)	15-0	10-1	2-1
1932-33	14-3 (.823)	9-2	5-1	0-0	1976-77	25-7 (.781)	11-5	9-2	5-0
1933-34	15-4 (.789)	12-0	3-4	0-0	1977-78	24-4 (.857)	17-0	7-3	0-1
1934-35	11-7 (.611)	8-3	3-4	0-0	1978-79	22-7 (.758)	14-2	7-4	1-1
1935-36	7-12 (.368)	5-7	2-5	0-0	1979-80	18-9 (.666)	12-4	6-4	1-1
1936-37	8-8 (.500)	5-3	3-5	0-0	1980-81	20-11 (.645)	12-4	6-5	2-2
1937-38	14-5 (.736)	7-1	7-4	0-0	1981-82	23-9 (.718)	12-4	8-3	3-2
1938-39	12-5 (.705)	7-0	5-5	0-0	1982-83	19-10 (.633)	14-2	5-7	0-1
1939-40	7-9 (.437)	5-4	2-5	0-0	1983-84	17-13 (.566)	13-3	3-10	1-0
1940-41	2-13 (.133)	2-5	0-8	0-0	1984-85	20-11 (.645)	14-3	6-7	0-1
1941-42	6-11 (.544)	5-2	1-8	0-1	1985-86	19-11 (.633)	13-4	6-7	0-0
1942-43	9-10 (.473)	6-4	3-6	0-0	1986-87	16-13 (.551)	12-4	4-9	0-0
1943-44	8-6 (.571)	4-3	4-3	0-0	1987-88	10-18 (.357)	9-7	1-11	0-0
1944-45	7-10 (.411)	5-4	2-6	0-0	1988-89	13-15 (.464)	10-7	2-8	1-0
1945-46	11-7 (.611)	9-1	2-6	0-0	1989-90	15-14 (.517)	11-5	4-8	0-1
1946-47	9-14 (.391)	7-6	2-8	0-0	1990-91	11-18 (.379)	8-7	3-10	0-1
1947-48	9-15 (.375)	7-7	2-8	0-0	1991-92	16-13 (.552)	13-5	2-7	1-1
1948-49	8-13 (.380)	6-5	2-8	0-0	1992-93	20-8 (.714)	13-3	7-3	0-2
1949-50	6-17 (.260)	6-5	0-12	0-0	1993-94	24-9 (.727)	13-3	8-4	3-2
1950-51	8-14 (.363)	6-5	2-9	0-0	1994-95	21-12 (.636)	13-6	7-4	1-2
1951-52	12-14 (.461)	6-7	3-7	3-0	1995-96	23-8 (.742)	16-0	5-5	2-3
1952-53	13-11 (.541)	8-3	5-8	0-0	1996-97	22-9 (.710)	12-4	6-4	4-1
1953-54	11-15 (.423)	8-7	3-8	0-0	1997-98	20-11 (.645)	13-5	6-5	1-1
1954-55	24-3 (.888)	12-1	10-1	2-1	1998-99	14-15 (.483)	11-5	2-8	1-2
1955-56	13-11 (.541)	10-4	2-3	1-4	1999-00	15-14 (.517)	12-4	3-9	0-1
1956-57	10-15 (.400)	8-4	1-9	1-2	2000-01	15-14 (.517)	10-6	4-7	1-1
1957-58	11-11 (.500)	7-4	3-6	1-1	2001-02	26-7 (.788)	16-0	5-5	5-2
1958-59	23-6 (.793)	14-0	8-4	1-2	2002-03	27-6 (.818)	15-1	7-3	5-2
1959-60	13-12 (.520)	10-4	3-8	0-0	2003-04	19-12 (.613)	15-3	3-8	1-1
					2004-05	19-12 (.613)	15-6	4-5	0-1
<b>TOTALS</b>					<b>1328-838</b>	<b>861-293 391-48676-59</b>			
					<b>(.613)</b>	<b>(.746) (.446) (.563)</b>			

44N

YEAR-BY-YEAR RECORDS





# YEAR-BY-YEAR STATISTICS (SINCE 1948-49)

Season	G	Pts.	Avg.	FG-FGA	FG%	3FG-3FGA	3FG%	FT-FTA	FT%	Reb.	Avg.	Asts.	Tos.	Blks.	Stds.
1948-49	21	1201	57.2	422				357-542	.659						
1949-50	23	1315	57.2	491-1691	.290			333-531	.627						
1950-51	22	1216	55.3	452-1565	.289			312-479	.651	821	37.3	192			
1951-52	26	1661	63.9	627				381-565	.674						
1952-53	24	1820	75.8	645-1673	.386			530-775	.684						
1953-54	26	1965	75.6	688-1933	.356			589-847	.695	1058	40.7				
1954-55	27	2273	84.2	791-2094	.378			691-983	.703	1396	51.7				
1955-56	24	1808	75.3	662-1742	.380			484-732	.661	1223	51.0				
1956-57	25	1797	71.9	655-1816	.361			487-742	.656	1225	49.0				
1957-58	22	1614	73.4	615-1615	.381			384-572	.671	961	43.7				
1958-59	29	2126	73.3	839-2071	.405			448-702	.638	1651	56.9				
1959-60	25	1795	71.8	719-1775	.405			357-539	.662	1109	44.4				
1960-61	27	2098	77.7	836-2045	.409			426-649	.656	1238	45.9				
1961-62	26	1933	74.3	760-1782	.426			413-640	.645	1230	47.3				
1962-63	29	2167	74.7	875-2018	.433			417-628	.664	1416	48.8				
1963-64	26	1921	73.9	795-1961	.405			331-554	.597	1264	48.6				
1964-65	26	1706	65.6	614-1716	.358			478-710	.673	1274	49.0				
1965-66	26	2084	80.2	768-1863	.412			548-782	.701	1281	49.3				
1966-67	30	2307	76.9	853-1865	.457			601-850	.707	1287	42.9				
1967-68	29	2186	75.4	812-1734	.468			562-831	.676	1246	43.0	255			
1968-69	29	2168	74.8	830-1897	.438			508-821	.619	1374	47.4	320			
1969-70	29	2251	77.6	878-1835	.478			495-850	.582	1364	47.0	341			
1970-71	29	2369	81.7	941-2001	.470			487-773	.630	1470	50.7	447			
1971-72	29	2179	75.1	848-1892	.448			483-706	.684	1312	45.2	416			
1972-73	29	2109	72.7	859-1933	.444			391-558	.701	1307	45.1	507			
1973-74	31	2193	70.7	932-2088	.446			329-469	.701	1268	40.9	481			
1974-75	27	1978	73.3	801-1734	.462			446-573	.778	1170	43.3	432			
1975-76	29	2154	74.3	908-1958	.464			338-458	.738	1138	39.2	450			
1976-77	32	2256	70.5	905-1916	.472			446-573	.778	1170	36.6	432			
1977-78	28	2054	73.4	846-1637	.517			362-490	.739	979	35.0	478			
1978-79	29	2065	71.2	840-1688	.498			385-534	.721	1068	36.8	495			
1979-80	27	2057	76.2	869-1798	.483			319-469	.680	977	36.2	427	396	70	245
1980-81	31	2321	74.9	953-1867	.510			416-581	.761	1042	33.6	525	495	114	275
1981-82	32	2236	69.9	914-1964	.465			408-623	.655	1176	36.8	530	461	140	282
1982-83	29	2010	69.3	821-1796	.457			368-539	.683	1038	35.8	470	407	114	304
1983-84	30	2018	67.3	806-1674	.481			406-612	.663	1034	34.5	487	490	127	267
1984-85	31	2056	66.3	831-1752	.474			394-593	.664	1008	32.5	473	414	122	243
1985-86	30	2188	72.9	876-1913	.458			436-617	.707	1119	37.3	497	411	113	268
1986-87	29	2113	72.9	805-1691	.476	88-234	.376	415-562	.738	1003	34.6	474	440	70	248
1987-88	28	1894	67.6	715-1565	.457	108-302	.358	355-526	.675	916	32.7	450	471	108	226
1988-89	28	2076	74.1	809-1554	.521	107-236	.453	351-538	.652	875	31.3	453	444	98	205
1989-90	29	2129	73.4	770-1626	.474	118-319	.370	471-626	.752	1011	34.9	411	400	124	158
1990-91	29	2120	73.1	776-1627	.477	172-433	.397	396-559	.708	1094	37.7	507	535	156	109
1991-92	29	2007	69.2	732-1512	.484	111-289	.384	432-636	.679	1021	35.2	474	414	120	173
1992-93	28	2067	73.8	730-1518	.481	131-328	.399	476-641	.743	1032	36.9	507	383	122	180
1993-94	33	2298	69.6	819-1818	.450	204-525	.389	456-674	.677	1312	39.8	580	433	198	164
1994-95	33	2339	70.9	796-1943	.410	246-703	.350	501-791	.633	1330	40.3	498	449	169	219
1995-96	31	2259	72.9	792-1820	.435	215-599	.359	460-644	.714	1223	39.5	461	420	166	166
1996-97	31	2109	68.0	750-1704	.440	191-564	.339	418-658	.635	1206	38.9	448	464	180	227
1997-98	31	2024	65.3	716-1746	.410	199-647	.308	393-579	.679	1214	39.2	399	482	123	211
1998-99	29	1823	62.9	631-1592	.396	188-519	.362	373-563	.663	1081	37.3	341	471	107	205
1999-00	29	1820	62.8	668-1590	.420	179-512	.350	305-472	.646	1070	36.9	360	452	44	166
2000-01	29	1902	65.6	651-1516	.429	140-409	.342	460-646	.712	989	34.1	325	396	67	144
2001-02	33	2413	73.1	871-1841	.473	173-456	.379	498-720	.692	1170	35.5	462	455	113	279
2002-03	33	2589	78.5	901-1871	.482	202-508	.398	585-759	.771	1208	36.6	533	438	117	198
2003-04	31	2207	71.2	733-1714	.428	231-574	.402	510-683	.747	1110	35.8	397	448	76	178
2004-05	31	2280	67.1	694-1636	.424	241-656	.367	451-635	.710	1144	36.9	424	449	88	131



## ALL-TIME COACHING RECORDS

COACH	PERIOD	SEASONS	W-L	PCT.	BEST RECORD (SEASON)	POSTSEASON APPEARANCES (RECORD)
Ralph Risch	1916-17	1	8-3	.727	8-3 (1916-17)	
Jack Ryan	1917-20	2	13-9	.591	9-3 (1919-20)	
Frank Murray	1920-29	9	94-73	.563	19-2 (1922-23)	
Cord Lipe	1929-30	1	11-12	.478	11-12 (1929-30)	
Bill Chandler	1930-51	21	193-198	.494	14-3 (1932-33)	
Tex Winter	1951-53	2	25-25	.500	13-11 (1952-53)	1 (3-0)
Jack Nagle	1953-58	5	69-55	.556	24-3 (1954-55)	2 (2-2)
Eddie Hickey	1958-64	6	92-70	.568	23-6 (1958-59)	3 (3-4)
Al McGuire	1964-77	13	295-80	.787	28-1 (1970-71)	11 (27-10)
Hank Raymonds	1977-83	6	126-50	.716	24-4 (1977-78)	6 (2-6)
Rick Majerus	1983-86	3	56-35	.615	20-11 (1984-85)	3 (4-3)
Bob Dukiet	1986-89	3	39-46	.459	16-13 (1986-87)	1 (0-1)
Kevin O'Neill	1989-94	5	86-62	.581	24-9 (1993-94)	3 (2-3)
Mike Deane	1994-99	5	100-55	.645	23-8 (1995-96)	4 (7-4)
Tom Crean	1999-	6	121-65	.650	27-6 (2002-03)	5 (6-5)
<b>TOTALS</b>		<b>88</b>	<b>1328-838</b>	<b>.613</b>		<b>39 (56-38)</b>



**Ralph Risch**



**Jack Ryan**



**Frank Murray**



**Cord Lipe**



**Bill Chandler**



**Tex Winter**



**Jack Nagle**



**Eddie Hickey**



**Al McGuire**



**Hank**




**Rick Majerus**



**Bob Dukiet**



**Kevin O'Neill**



**Mike Deane**



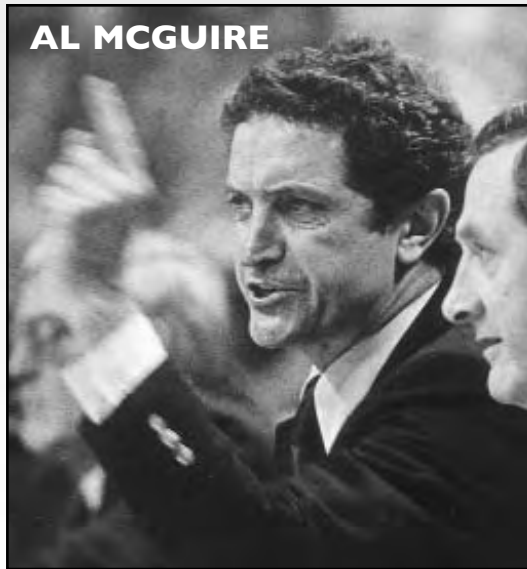
**Tom Crean**







# MARQUETTE ALL-TIME COACHING HONORS




**AL MCGUIRE**



**TOM CREAN**

## COACHING HONORS

<u>Year</u>	<u>Coach</u>	<u>Honor</u>
1955	Jack Nagle	National Jesuit College Coach of the Year
1959	Eddie Hickey	United States Basketball Writers Association Coach of the Year
1971	Al McGuire	Associated Press, United Press International, Sporting News, United States Basketball Writers Association Coach of the Year
1974	Al McGuire	National Association of Basketball Coaches Coach of the Year
1979	Hank Raymonds	Medalist Sports Education Coach of the Year
1993	Kevin O'Neill	Great Midwest Conference Co-Coach of the Year Basketball Weekly Midwest Coach of the Year National Association of Basketball Coaches District II Coach of the Year
1994	Kevin O'Neill	Finalist, Associated Press National Coach of the Year Great Midwest Conference Coach of the Year National Association of Basketball Coaches District II Co-Coach of the Year
2002	Tom Crean	Ray Meyer Conference USA Coach of the Year United States Basketball Writers Association District V Coach of the Year National Association of Basketball Coaches District II Coach of the Year
2003	Tom Crean	<i>Basketball Times</i> Mideast Coach of the Year Ray Meyer Conference USA Coach of the Year United States Basketball Writers Association District V Coach of the Year National Association of Basketball Coaches District II Coach of the Year Coach Clair Bee Award Recipient Finalist Naismith Coach of the Year



**HANK**



# MARQUETTE ALL-TIME POST-SEASON RESULTS

YEAR	TOURNAMENT/RESULTS	COACH	YEAR	TOURNAMENT/RESULTS	COACH
1952	<b>National Catholic Tournament Champions</b> Marquette 66, Iona 59 Marquette 76, St. Francis (N.Y.) 57 Marquette 76, St. Francis (Pa.) 64	Tex Winter	1979	<b>NCAA Tournament</b> Marquette 73, Pacific 48 DePaul 62, Marquette 56	Hank Raymonds
1955	<b>NCAA Tournament</b> Marquette 90, Miami (Ohio) 79 (OT) Marquette 79, Kentucky 71 Iowa 86, Marquette 80	Jack Nagle	1980	<b>NCAA Tournament</b> Villanova 77, Marquette 59	Hank Raymonds
1956	<b>National Invitation Tournament</b> Seton Hall 96, Marquette 78	Jack Nagle	1981	<b>National Invitation Tournament</b> Syracuse 88, Marquette 81	Hank Raymonds
1959	<b>NCAA Tournament</b> Marquette 89, Bowling Green 71 Michigan State 74, Marquette 69 Kentucky 98, Marquette 69	Eddie Hickey	1982	<b>NCAA Tournament</b> Marquette 67, Evansville 62 Missouri 73, Marquette 69	Hank Raymonds
1961	<b>NCAA Tournament</b> Houston 77, Marquette 66	Eddie Hickey	1983	<b>NCAA Tournament</b> Tennessee 57, Marquette 56	Hank Raymonds
1963	<b>National Invitation Tournament</b> Marquette 84, Saint Louis 49 Providence 70, Marquette 64 Marquette 66, Villanova 58	Eddie Hickey	1984	<b>National Invitation Tournament</b> Marquette 73, Iowa State 53 Michigan 83, Marquette 70	Rick Majerus
1967	<b>National Invitation Tournament Runners-Up</b> Marquette 64, Tulsa 60 Marquette 81, Providence 80 (OT) Marquette 83, Marshall 78 Southern Illinois 71, Marquette 56	Al McGuire	1985	<b>National Invitation Tournament</b> Marquette 77, Bradley 64 Marquette 56, Cincinnati 54 Indiana 94, Marquette 82 (2OT)	Rick Majerus
1968	<b>NCAA Tournament</b> Marquette 72, Bowling Green 71 Kentucky 107, Marquette 89 Marquette 69, East Tennessee State 57	Al McGuire	1986	<b>National Invitation Tournament</b> Marquette 79, Drake 59 Southwest Missouri 83, Marquette 69	Rick Majerus
1969	<b>NCAA Tournament</b> Marquette 82, Murray State 62 Marquette 81, Kentucky 74 Purdue 75, Marquette 73 (OT)	Al McGuire	1987	<b>National Invitation Tournament</b> Nebraska 78, Marquette 76	Bob Dukiet
1970	<b>National Invitation Tournament Champions</b> Marquette 62, Massachusetts 55 Marquette 83, Utah 63 Marquette 101, LSU 79 Marquette 65, St. John's (N.Y.) 53	Al McGuire	1990	<b>National Invitation Tournament</b> Penn State 57, Marquette 54	Kevin O'Neill
1971	<b>NCAA Tournament</b> Marquette 62, Miami (Ohio) 47 Ohio State 60, Marquette 59 Marquette 91, Kentucky 74	Al McGuire	1993	<b>NCAA Tournament</b> Oklahoma State 74, Marquette 62	Kevin O'Neill
1972	<b>NCAA Tournament</b> Marquette 73, Ohio 49 Kentucky 85, Marquette 69 Minnesota 77, Marquette 72	Al McGuire	1994	<b>NCAA Tournament</b> Marquette 81, Southwestern Louisiana 59 Marquette 75, Kentucky 63 Duke 59, Marquette 49	Kevin O'Neill
1973	<b>NCAA Tournament</b> Marquette 77, Ohio 62 Indiana 75, Marquette 69 Marquette 88, Austin Peay 73	Al McGuire	1995	<b>National Invitation Tournament Runners-Up</b> Marquette 68, Auburn 61 Marquette 70, St. Bonaventure 61 Marquette 70, South Florida 61 (OT) Marquette 57, Penn State 50 Virginia Tech 65, Marquette 64 (OT)	Mike Deane
1974	<b>NCAA Tournament Runners-Up</b> Marquette 85, Ohio 59 Marquette 69, Vanderbilt 61 Marquette 72, Michigan 70 Marquette 64, Kansas 51 North Carolina State 76, Marquette 64	Al McGuire	1996	<b>NCAA Tournament</b> Marquette 68, Monmouth 44 Arkansas 65, Marquette 56	Mike Deane
1975	<b>NCAA Tournament</b> Kentucky 76, Marquette 54	Al McGuire	1997	<b>NCAA Tournament</b> Providence 81, Marquette 59	Mike Deane
1976	<b>NCAA Tournament</b> Marquette 79, Western Kentucky 60 Marquette 62, Western Michigan 57 Indiana 65, Marquette 56	Al McGuire	1998	<b>National Invitation Tournament</b> Marquette 80, Creighton 68 Marquette 75, Auburn 60 (OT) Minnesota 73, Marquette 71	Mike Deane
1977	<b>NCAA Tournament Champions</b> Marquette 66, Cincinnati 51 Marquette 67, Kansas State 66 Marquette 82, Wake Forest 68 Marquette 51, UNC-Charlotte 49 Marquette 67, North Carolina 59	Al McGuire	2000	<b>National Invitation Tournament</b> Xavier 67, Marquette 63	Tom Crean
1978	<b>NCAA Tournament</b> Miami (Ohio) 84, Marquette 81 (OT)	Hank Raymonds	2002	<b>NCAA Tournament</b> Tulsa 71, Marquette 69	Tom Crean
			2003	<b>NCAA Tournament</b> Marquette 72, Holy Cross 68 Marquette 101, Missouri 92 (ot) Marquette 77, Pittsburgh 74 Marquette 83, Kentucky 69 Kansas 94, Marquette 61	Tom Crean
			2004	<b>National Invitation Tournament</b> Marquette 87, Toledo 72 Marquette 66, Boise State 53 Iowa State 77, Marquette 69	Tom Crean
			2005	<b>National Invitation Tournament</b> W. Michigan 54, Marquette 40	Tom Crean

ALL TIME POST-SEASON RECORDS		
National Catholic Tournament	1 appearance	3-0
NCAA Tournament	23 appearances	32-24
National Invitation Tournament	15 appearances	21-14
<b>TOTALS</b>	<b>39 appearances</b>	<b>56-38</b>





# MARQUETTE IN THE WIRE SERVICE POLLS

<u>1955 AP</u>	<u>1955 UPI</u>
San Francisco	1. San Francisco
Kentucky	2. Kentucky
LaSalle	3. LaSalle
North Carolina State	4. Utah
Iowa	5. Iowa
Duquesne	6. North Carolina State
Utah	7. Duquesne
<b>MARQUETTE</b>	<b>8. OREGON STATE</b>
Dayton	<b>9. MARQUETTE</b>
Oregon State	10. Dayton
Minnesota	11. Colorado
Alabama	12. UCLA
UCLA	13. Minnesota
George Washington	14. Tulsa
Colorado	15. George Washington
Tulsa	16. Illinois
Vanderbilt	17. Niagara
Illinois	18. Saint Louis
<u>West Virginia</u>	19. Holy Cross
<u>Saint Louis</u>	20. Cincinnati

<u>1969 AP</u>	<u>1969 UPI</u>
UCLA	1. UCLA
LaSalle	2. North Carolina
Santa Clara	3. Davidson
North Carolina	4. Santa Clara
Duquesne	5. Kentucky
Purdue	6. LaSalle
Kentucky	7. Purdue
St. John's (N.Y.)	8. St. John's (N.Y.)
Duquesne	9. New Mexico State
Villanova	10. Duquesne
Drake	11. Drake
New Mexico State	12. Colorado
South Carolina	13. Louisville
<b>MARQUETTE</b>	<b>14. MARQUETTE</b>
Louisville	15. Villanova
Boston College (16)	Boston College
Notre Dame	17. Weber State
Colorado (18)	Wyoming
Kansas	19. Colorado State
Illinois	20. South Carolina Kansas

<u>1972 AP</u>	<u>1972 UPI</u>
UCLA	1. UCLA
North Carolina	2. North Carolina
Pennsylvania	3. Pennsylvania
Louisville	4. Louisville
Long Beach State	5. South Carolina
South Carolina	6. Long Beach State
<b>MARQUETTE</b>	<b>7. MARQUETTE</b>
Southwestern Louisiana	8. Southwestern Louisiana
BYU	9. BYU
Florida State	10. Florida State
Minnesota	11. Maryland
Marshall	12. Minnesota
Memphis State	13. Memphis State
Maryland	14. Kentucky
Villanova	15. Villanova
Oral Roberts	16. Kansas State
Indiana	17. UTEP
Kentucky	18. Marshall
Ohio State	19. Missouri
Virginia (20)	Weber State

<u>1959 AP</u>	<u>1959 UPI</u>
Kansas State	1. Kansas State
Kentucky	2. Kentucky
Mississippi State	3. Michigan State
Bradley	4. Cincinnati
Cincinnati	5. North Carolina State
North Carolina State	6. North Carolina
Michigan State	Mississippi State
Auburn	8. Bradley
North Carolina	9. California
West Virginia	10. Auburn
California	11. West Virginia
Saint Louis	12. Texas Christian
Seattle	13. Saint Louis
St. Joseph's	14. Utah
St. Mary's (Calif.)	<b>15. MARQUETTE</b>
Texas Christian	16. Tennessee Tech
Oklahoma City	17. St. John's (N.Y.)
Utah	18. Navy
St. Bonaventure (19)	St. Mary's (Calif.)
<b>MARQUETTE</b>	20. St. Joseph's

<u>1970 AP</u>	<u>1970 UPI</u>
Kentucky	1. Kentucky
UCLA	2. UCLA
St. Bonaventure	3. St. Bonaventure
Jacksonville	4. New Mexico State
New Mexico State	5. Jacksonville
South Carolina	6. South Carolina
Iowa	7. Iowa
<b>MARQUETTE</b>	8. Notre Dame
Notre Dame	9. Drake
North Carolina State	<b>10. MARQUETTE</b>
Florida State	11. Houston
Houston	12. Notre Dame
Pennsylvania	13. Pennsylvania
Drake	14. Florida State
Davidson	15. Villanova
Utah State (16)	Long Beach State
Niagara	17. Western Kentucky
Utah State (18)	Utah State
Long Beach State (19)	Niagara
USC	20. Cincinnati UTEP

<u>1973 AP</u>	<u>1973 UPI</u>
UCLA	1. UCLA
North Carolina State	2. North Carolina State
Long Beach State	3. Long Beach State
Providence	<b>4. MARQUETTE</b>
<b>MARQUETTE</b>	5. Providence
Indiana	6. Indiana
Southwestern Louisiana	7. Southwestern Louisiana
Maryland (8)	Kansas State
Kansas State	9. Minnesota
Minnesota	10. Maryland
North Carolina	11. Memphis State
Memphis State	12. North Carolina
Houston	13. Arizona State
Syracuse	14. Syracuse
Missouri	15. Kentucky
Arizona State	16. South Carolina
Kentucky	17. Missouri
Pennsylvania	18. Weber State
Austin Peay (19)	Houston
San Francisco	20. Pennsylvania

<u>1968 AP</u>	<u>1968 UPI</u>
Houston	1. Houston
UCLA	2. UCLA
St. Bonaventure	3. St. Bonaventure
North Carolina	4. North Carolina
Kentucky	5. Kentucky
New Mexico	6. Columbia
Columbia	7. New Mexico
Davidson	8. Louisville
Louisville	9. Davidson
Duke	<b>10. MARQUETTE</b>
	11. Duke
	12. New Mexico State
	13. Vanderbilt
	14. Kansas State
	15. Princeton
	16. Army
	17. Santa Clara
	18. Utah
	19. Bradley
	20. Iowa

<u>1971 AP</u>	<u>1971 UPI</u>
UCLA	1. UCLA
<b>MARQUETTE</b>	<b>2. MARQUETTE</b>
Pennsylvania	3. Pennsylvania
Kansas	4. Kansas
USC	5. USC
South Carolina	6. South Carolina
Western Kentucky	7. Western Kentucky
Kentucky	8. Kentucky
Fordham	9. Fordham
Ohio State	10. Ohio State
Jacksonville	11. Jacksonville
Notre Dame	BYU
North Carolina	13. North Carolina
Houston	14. Notre Dame
Duquesne	Long Beach State
Long Beach State	16. Drake
Tennessee	17. Villanova
Villanova	18. Duquesne
Drake (19)	Houston
BYU	20. Weber State

<u>1974 AP</u>	<u>1974 UPI</u>
North Carolina State	1. North Carolina State
UCLA	2. UCLA
<b>MARQUETTE</b>	3. Notre Dame
Maryland	4. Maryland
Notre Dame	<b>5. MARQUETTE</b>
Michigan	6. Providence
Kansas	7. Vanderbilt
Providence	8. North Carolina
Indiana	9. Indiana
Long Beach State	10. Kansas
Purdue	11. Long Beach State
North Carolina	12. Michigan
Vanderbilt	13. USC
Alabama	14. Pittsburgh
Utah	15. Louisville
Pittsburgh	16. South Carolina
USC	17. Creighton
Oral Roberts	18. New Mexico
South Carolina	19. Alabama
Dayton (20)	Dayton





# MARQUETTE IN THE WIRE SERVICE POLLS

## 1975 UPI 1975 UPI

- |                                       |                         |
|---------------------------------------|-------------------------|
| 1975 AP 1. Indiana                    | 1. Indiana              |
| UCLA 2. UCLA                          | 2. UCLA                 |
| Kentucky 3. Louisville                | 3. Louisville           |
| Indiana 4. Kentucky                   | 4. Kentucky             |
| Louisville 5. Maryland                | 5. Maryland             |
| Maryland 6. <b>MARQUETTE</b>          | 6. <b>MARQUETTE</b>     |
| Syracuse 7. Arizona State             | 7. Arizona State        |
| North Carolina State 8. Alabama       | 8. Alabama              |
| Arizona State 9. North Carolina State | 9. North Carolina State |
| North Carolina 10. North Carolina     | 10. North Carolina      |
| Alabama 11. Pennsylvania              | 11. Pennsylvania        |
| <b>MARQUETTE</b> 12. USC              | 12. USC                 |
| Princeton 13. Utah State              | 13. Utah State          |
| Cincinnati 14. UNLV                   | 14. UNLV                |
| Notre Dame 15. Notre Dame             | 15. Notre Dame          |
| Kansas State (15) 16. Creighton       | 16. Creighton           |
| Drake 17. Arizona                     | 17. Arizona             |
| 18. Oregon State 18. New Mexico State | 18. New Mexico State    |
| 19. Michigan 19. Clemson              | 19. Clemson             |
| 20. Pennsylvania 20. UTEP             | 20. UTEP                |

## 1976 AP 1976 UPI

- |                                      |                       |
|--------------------------------------|-----------------------|
| Indiana 1. Indiana                   | 1. Indiana            |
| <b>MARQUETTE</b> 2. <b>MARQUETTE</b> | 2. <b>MARQUETTE</b>   |
| UNLV 3. Rutgers                      | 3. Rutgers            |
| Rutgers 4. UNLV                      | 4. UNLV               |
| UCLA 5. UCLA                         | 5. UCLA               |
| Alabama 6. North Carolina            | 6. North Carolina     |
| Notre Dame 7. Alabama                | 7. Alabama            |
| North Carolina 8. Notre Dame         | 8. Notre Dame         |
| Michigan 9. Michigan                 | 9. Michigan           |
| Western Michigan 10. Washington      | 10. Washington        |
| Maryland 11. Missouri                | 11. Missouri          |
| Cincinnati 12. Arizona               | 12. Arizona           |
| Tennessee 13. Maryland               | 13. Maryland          |
| Missouri 14. Tennessee               | 14. Tennessee         |
| Arizona 15. Virginia                 | 15. Virginia          |
| Texas Tech 16. Cincinnati            | 16. Cincinnati        |
| DePaul (17) 17. Florida State        | 17. Florida State     |
| Virginia 18. St. John's (N.Y.)       | 18. St. John's (N.Y.) |
| Centenary 19. Western Michigan       | 19. Western Michigan  |
| Pepperdine (20) Princeton            | 20. Princeton         |

## 1977 AP 1977 UPI

- |                                |                      |
|--------------------------------|----------------------|
| Michigan 1. Michigan           | 1. Michigan          |
| UCLA 2. San Francisco          | 2. San Francisco     |
| Kentucky 3. North Carolina     | 3. North Carolina    |
| UNLV 4. UCLA                   | 4. UCLA              |
| North Carolina 5. Kentucky     | 5. Kentucky          |
| Syracuse 6. UNLV               | 6. UNLV              |
| <b>MARQUETTE</b> 7. Arkansas   | 7. Arkansas          |
| San Francisco 8. Tennessee     | 8. Tennessee         |
| Wake Forest 9. Syracuse        | 9. Syracuse          |
| Notre Dame 10. Utah            | 10. Utah             |
| Alabama 11. Kansas State       | 11. Kansas State     |
| Detroit Mercy 12. Cincinnati   | 12. Cincinnati       |
| Minnesota 13. Louisville       | 13. Louisville       |
| Utah 14. <b>MARQUETTE</b>      | 14. <b>MARQUETTE</b> |
| Tennessee 15. Providence       | 15. Providence       |
| Kansas State 16. Indiana State | 16. Indiana State    |
| UNC-Charlotte 17. Minnesota    | 17. Minnesota        |
| Arkansas 18. Alabama           | 18. Alabama          |
| Louisville 19. Detroit Mercy   | 19. Detroit Mercy    |
| Virginia Military 20. Purdue   | 20. Purdue           |

## 1978 AP 1978 UPI

- |                              |                     |
|------------------------------|---------------------|
| Kentucky 1. Kentucky         | 1. Kentucky         |
| UCLA 2. UCLA                 | 2. UCLA             |
| DePaul 3. <b>MARQUETTE</b>   | 3. <b>MARQUETTE</b> |
| Michigan State 4. New Mexico | 4. New Mexico       |
| Arkansas 5. Michigan State   | 5. Michigan State   |
| Notre Dame 6. Arkansas       | 6. Arkansas         |
| Duke 7. DePaul               | 7. DePaul           |
| <b>MARQUETTE</b> 8. Kansas   | 8. Kansas           |
| Louisville 9. Duke           | 9. Duke             |
| Kansas 10. North Carolina    | 10. North Carolina  |
| San Francisco 11. Notre Dame | 11. Notre Dame      |
| New Mexico 12. Florida State | 12. Florida State   |
| Indiana 13. San Francisco    | 13. San Francisco   |
| Utah 14. Louisville          | 14. Louisville      |
| Florida State 15. Indiana    | 15. Indiana         |
| North Carolina 16. Houston   | 16. Houston         |
| Texas 17. Utah State         | 17. Utah State      |
| Detroit Mercy 18. Utah       | 18. Utah            |
| Miami (Ohio) 19. Texas       | 19. Texas           |
| Pennsylvania 20. Georgetown  | 20. Georgetown      |

## 1979 AP 1979 UPI

- |                                     |                      |
|-------------------------------------|----------------------|
| Indiana State 1. Indiana State      | 1. Indiana State     |
| UCLA 2. UCLA                        | 2. UCLA              |
| Michigan State 3. North Carolina    | 3. North Carolina    |
| Notre Dame 4. Michigan State        | 4. Michigan State    |
| Arkansas 5. Notre Dame              | 5. Notre Dame        |
| DePaul 6. Arkansas                  | 6. Arkansas          |
| LSU 7. Duke                         | 7. Duke              |
| Syracuse 8. DePaul                  | 8. DePaul            |
| North Carolina 9. LSU               | 9. LSU               |
| <b>MARQUETTE</b> 10. Syracuse       | 10. Syracuse         |
| Duke 11. Iowa                       | 11. Iowa             |
| San Francisco 12. Georgetown        | 12. Georgetown       |
| Louisville 13. <b>MARQUETTE</b>     | 13. <b>MARQUETTE</b> |
| Pennsylvania 14. Purdue             | 14. Purdue           |
| Purdue 15. Texas                    | 15. Texas            |
| Oklahoma 16. Temple                 | 16. Temple           |
| St. John's (N.Y.) 17. San Francisco | 17. San Francisco    |
| Rutgers 18. Tennessee               | 18. Tennessee        |
| Toledo 19. Louisville               | 19. Louisville       |
| Iowa 20. Detroit Mercy              | 20. Detroit Mercy    |

## 1994 AP CNN/USA Today

- |                                     |                      |
|-------------------------------------|----------------------|
| North Carolina 1. Arkansas          | 1. Arkansas          |
| Arkansas 2. Duke                    | 2. Duke              |
| Purdue 3. Arizona                   | 3. Arizona           |
| Connecticut 4. Florida              | 4. Florida           |
| Missouri 5. Purdue                  | 5. Purdue            |
| Duke 6. Missouri                    | 6. Missouri          |
| Kentucky 7. Connecticut             | 7. Connecticut       |
| Massachusetts 8. Michigan           | 8. Michigan          |
| Arizona 9. North Carolina           | 9. North Carolina    |
| Louisville 10. Louisville           | 10. Louisville       |
| Michigan 11. Boston College         | 11. Boston College   |
| Temple 12. Kansas                   | 12. Kansas           |
| Kansas 13. Kentucky                 | 13. Kentucky         |
| Florida 14. Syracuse                | 14. Syracuse         |
| Syracuse 15. Massachusetts          | 15. Massachusetts    |
| California 16. Indiana              | 16. Indiana          |
| UCLA 17. <b>MARQUETTE</b>           | 17. <b>MARQUETTE</b> |
| Indiana 18. Temple                  | 18. Temple           |
| Oklahoma State 19. Tulsa            | 19. Tulsa            |
| Texas 20. Maryland                  | 20. Maryland         |
| <b>MARQUETTE</b> 21. Oklahoma State | 21. Oklahoma State   |
| Nebraska 22. UCLA                   | 22. UCLA             |
| Minnesota 23. Minnesota             | 23. Minnesota        |
| Saint Louis 24. Texas               | 24. Texas            |
| Cincinnati 25. Pennsylvania         | 25. Pennsylvania     |

## 1996 1996 AP CNN/USA Today

- |                                 |                      |
|---------------------------------|----------------------|
| Massachusetts 1. Kentucky       | 1. Kentucky          |
| Kentucky 2. Massachusetts       | 2. Massachusetts     |
| Connecticut 3. Syracuse         | 3. Syracuse          |
| Georgetown 4. Mississippi State | 4. Mississippi State |
| Kansas 5. Kansas                | 5. Kansas            |
| Purdue 6. Cincinnati            | 6. Cincinnati        |
| Cincinnati 7. Georgetown        | 7. Georgetown        |
| Texas Tech 8. Connecticut       | 8. Connecticut       |
| Wake Forest 9. Wake Forest      | 9. Wake Forest       |
| Villanova 10. Texas Tech        | 10. Texas Tech       |
| Arizona 11. Arizona             | 11. Arizona          |
| Utah 12. Utah                   | 12. Utah             |
| Georgia Tech 13. Georgia Tech   | 13. Georgia Tech     |
| UCLA 14. Louisville             | 14. Louisville       |
| Syracuse 15. Purdue             | 15. Purdue           |
| Memphis 16. Georgia             | 16. Georgia          |
| Iowa State 17. Villanova        | 17. Villanova        |
| Penn State 18. Arkansas         | 18. Arkansas         |
| Mississippi State 19. UCLA      | 19. UCLA             |
| <b>MARQUETTE</b> 20. Iowa State | 20. Iowa State       |
| Iowa 21. Virginia Tech          | 21. Virginia Tech    |
| Virginia Tech 22. Iowa          | 22. Iowa             |
| New Mexico 23. <b>MARQUETTE</b> | 23. <b>MARQUETTE</b> |
| Louisville 24. North Carolina   | 24. North Carolina   |
| North Carolina 25. New Mexico   | 25. New Mexico       |

## 2002 2002 AP USA Today/ESPN

- |                                    |                          |
|------------------------------------|--------------------------|
| Duke 1. Maryland                   | 1. Maryland              |
| Kansas 2. Kansas                   | 2. Kansas                |
| Oklahoma 3. Indiana                | 3. Indiana               |
| Maryland 4. Oklahoma               | 4. Oklahoma              |
| Cincinnati 5. Duke                 | 5. Duke                  |
| Gonzaga 6. Connecticut             | 6. Connecticut           |
| Arizona 7/6. Oregon                | 7/6. Oregon              |
| Alabama 8. Cincinnati              | 8. Cincinnati            |
| Pittsburgh 9. Pittsburgh           | 9. Pittsburgh            |
| Connecticut 10. Arizona            | 10. Arizona              |
| Oregon 11. Illinois                | 11. Illinois             |
| <b>MARQUETTE</b> 12. Kent State    | 12. Kent State           |
| Illinois 13. Kentucky              | 13. Kentucky             |
| Ohio State 14. Alabama             | 14. Alabama              |
| Florida 15. Missouri               | 15. Missouri             |
| Kentucky 16. Gonzaga               | 16. Gonzaga              |
| Mississippi State 17. Ohio State   | 17. Ohio State           |
| USC 18. <b>MARQUETTE</b>           | 18. <b>MARQUETTE</b>     |
| Western Kentucky 19/18. Texas      | 19/18. Texas             |
| Oklahoma State 20. UCLA            | 20. UCLA                 |
| Miami (Fla.) 21. Mississippi State | 21. Mississippi State    |
| Xavier 22. Southern Illinois       | 22. Southern Illinois    |
| Georgia 23. Florida                | 23. Florida              |
| Stanford 24. Xavier                | 24. Xavier               |
| Hawaii 25. North Carolina State    | 25. North Carolina State |

## 2003 2003 AP USA Today/ESPN

- |                                |                     |
|--------------------------------|---------------------|
| Kentucky 1. Syracuse           | 1. Syracuse         |
| Arizona 2. Kansas              | 2. Kansas           |
| Oklahoma 3. Texas              | 3. Texas            |
| Pittsburgh 4. Kentucky         | 4. Kentucky         |
| Texas 5. Arizona               | 5. Arizona          |
| Kansas 6. <b>MARQUETTE</b>     | 6. <b>MARQUETTE</b> |
| Duke 7. Oklahoma               | 7. Oklahoma         |
| Wake Forest 8. Pittsburgh      | 8. Pittsburgh       |
| <b>MARQUETTE</b> 9. Duke       | 9. Duke             |
| Florida 10. Maryland           | 10. Maryland        |
| Illinois 11. Connecticut       | 11. Connecticut     |
| Xavier 12. Wake Forest         | 12. Wake Forest     |
| Syracuse 13. Illinois          | 13. Illinois        |
| Louisville 14./13. Wisconsin   | 14./13. Wisconsin   |
| Creighton 15. Notre Dame       | 15. Notre Dame      |
| Dayton 16. Florida             | 16. Florida         |
| Maryland 17. Xavier            | 17. Xavier          |
| Stanford 18. Michigan State    | 18. Michigan State  |
| Memphis 19. Louisville         | 19. Louisville      |
| Mississippi State 20. Stanford | 20. Stanford        |
| Wisconsin 21. Butler           | 21. Butler          |
| Notre Dame 22. Missouri        | 22. Missouri        |
| Connecticut 23. Creighton      | 23. Creighton       |
| Missouri 24. Oklahoma State    | 24. Oklahoma State  |
| Georgia 25. Dayton             | 25. Dayton          |







# MARQUETTE RETIRED NUMBERS


Marquette has honored seven outstanding players by retiring their jersey numbers, the highest honor a player can receive from the university. Earl Tatum is the latest Marquette great to receive this honor. His jersey number (#43) was retired on February 20, 2005.

The university also retired the number 11, in honor of the Apollo 11 crew, and the number 38, in honor of the 38 years the late Robert Weingart served as Marquette's athletic trainer.

On November 21, 1997, the number 77 was retired in honor of legendary head coach Al McGuire, who led the 1977 team to the NCAA Championship.



# 14 Dean Meminger



# 15 Butch Lee



# 24 George



# 31 Bo Ellis




# 31 Glenn "Doc"



# 38 Bob Weingart



# 43 Earl Tatum



# 44 Don Kojis




# 77 Al McGuire



# MARQUETTE'S CHAMPIONSHIP HISTORY

## 1952 NATIONAL CATHOLIC TOURNAMENT CHAMPIONS



First row (left to right): Manager Erwin, Cliff DeCeault, Ralph Wilson, Bob Van Vooren, Erich Siverling, Doug Gill, Glenn Sievers, Bob Walczak.

Second row: Head coach Tex Winter, Syl Bado, Charles Dunn, Dick Schwab, John Jansky, Ray Kotz, John Powers, Gene Schramka,

## 1967 NATIONAL INVITATIONAL TOURNAMENT RUNNERS-



Up  
First row (left to right): Manager Bob Neklucicz, Paul Carbins, Brian Brunkhorst, Bob Wolf, Jim Burke, Mike Curran, Brad Luchini, Manager Goran Raspudic. Second row: Head coach Al McGuire, Jim Langenkamp, Jim Ghermak, George Thompson, Blanton Simmons, Dan Anderson, Assistant coach Hank Raymonds. Third row: Jim Bailey, Jim Goodin, Gene Smith, Athletic trainer Bob Weingart.

100

MARQUETTE'S CHAMPIONSHIP HISTORY





# MARQUETTE'S CHAMPIONSHIP HISTORY

## 1970 NATIONAL INVITATIONAL TOURNAMENT



**CHAMPIONS**  
**First row (let to right):** Bob Black, Gary Grzesk, Jackie Burke. **Second row:** Ron Rahn, Jeff Sewell, Joe Thomas, Dean Meminger, Bob Piercy, Ric Cobb. **Third row:** Athletic trainer Bob Weingart, Assistant coach Hank Raymonds, Manager Goran Raspudic, Terry McQuade, Guy Lam, Mike Mills, Gary Brell, Hugh McMahon, Manager Joe Kozar, Head coach Al McGuire

### FROM HEAD COACH AL MCGUIRE:

"I thought we had won the game in the first half, but you have to give Lou (Carnesecca) credit. He keeps coming at you."

On the 1967 NIT championship loss to Southern Illinois: "The only time I thought of that game was at the start of the second half. I was afraid if St. John's scored first, that might be it."

(On Dean Meminger) "There is one way I say you can tell a pro in this game. When they put combination defenses on him - a triangle and two or something like that - he passes off. Unless the All-American passes off, his team is going to get beat."

"It's been a hard week. You get locked up with 12 boys for eight days and you get on each other's nerves. But I was very pleased to meet St. John's in the final and beat them. And frankly, I don't care what other people think about us being here."

"I was real pleased with my seniors. They were fortunate enough to go out champions and they won it themselves."

"Our balance helped a lot. We had four different high scorers in four games and Ric Cobb played a fine tournament. I thought it was a toss-up between him and Dean Meminger for the Most Valuable Player award. Ric has that certain type of thing in pressure situations. I guess it's a tremendous confidence in himself."

"Because of our aggressive defense, it's very difficult to play four games in a week. We played our defense though, and we didn't let everybody shoot right away. I think that was one of the hidden things that won the tournament. We ran Pete Maravich (of LSU) into the ground. We pressured him on offense and kept running on defense."

### FROM ST. JOHN'S COACH LOU CARNESECCA:

(On Marquette) "The best defensive club I have ever played against. They're marvelous. I hate to lose, but my kids didn't quit. Their whole team deserved the MVP award."

### FROM MARQUETTE PLAYER RIC COBB:

"All the time in practice, you hear that voice screaming at you 'get up, get up, play defense, play defense.' You'll do anything to silence that voice."

"I just wanted to win it. I was coming back home and I wanted to win it for the people of New York."

### ALL-TOURNAMENT TEAM

**First team:** Dean Meminger (Marquette); Danny Hester (LSU); Pete Maravich (LSU); Jim Oxley (Army); Mike Gyovai (Army).

**Second team:** Joe DePre (St. John's); Joe Thomas (Marquette); Ric Cobb (Marquette); Garfield Heard (Oklahoma); Rich Yunkas (Georgia Tech).

**Most Valuable Player:** Dean Meminger

### MARQUETTE 65, ST. JOHN'S (N.Y.) 53 • MARCH 21, 1970 MADISON SQUARE GARDEN • NEW YORK, N.Y.

St. John's	FG-FGA	FT-FTA	Reb	PF	A	TP
Ralph Abraham	1-6	2-4	10	3	0	4
Joe DePre	0-2	5-5	4	5	1	5
Billy Paultz	7-19	1-2	17	5	2	15
Jim Smyth	3-10	0-1	1	3	2	6
Richie Lyons	1-4	1-3	0	3	0	3
John DeVasto	3-3	2-2	0	3	4	8
Greg Cluessa	2-4	4-5	4	3	1	8
Richie Gilkes	1-4	2-2	4	0	0	4
John Phillips	0-1	0-0	0	0	0	0
<b>TOTALS</b>	<b>18-53</b>	<b>17-24</b>	<b>40</b>	<b>25</b>	<b>10</b>	<b>53</b>
Marquette	FG-FGA	FT-FTA	Reb	PF	A	TP
Gary Brell	4-4	1-1	2	5	1	9
Joe Thomas	3-5	5-7	7	4	1	11
Ric Cobb	3-5	1-6	9	1	2	7
Jeff Sewell	8-16	6-7	3	4	4	22
Dean Meminger	4-14	8-13	3	1	4	16
Hugh McMahon	0-0	0-0	1	4	1	0
Jack Burke	0-0	0-0	0	1	0	0
Guy Lam	0-0	0-1	1	0	0	0
<b>TOTALS</b>	<b>22-44</b>	<b>21-35</b>	<b>26</b>	<b>20</b>	<b>13</b>	<b>65</b>

**HALFTIME: MARQUETTE 35, ST. JOHN'S 25  
 ATTENDANCE: 19,500**

The National Collegiate Athletic Association asked Marquette to dance Tuesday but the invitation was to the wrong ballroom and the Warriors, their feelings wounded, decided they would do their stepping with another partner at Madison Square Garden.

Marquette, expecting a bid in the NCAA Midwest Regional basketball tournament in Dayton, Ohio, was asked instead to leave its home area and play in the Midwest Regional at Fort Worth, Texas.

After five hours and 40 minutes of deliberation, Marquette's athletic board advised the NCAA to find some other independent school to fill the open berth in the Midwest and announced it would accept a bid to the National Invitational Tournament in New York. *Milwaukee Journal*





# MARQUETTE'S CHAMPIONSHIP HISTORY

## 1974 NCAA RUNNERS-UP



**First row (left to right):** Assistant coach Hank Raymonds, Head coach Al McGuire, Assistant coach Rick Majerus. **Second row:** Manager Kevin Gleason, Dave Delsman, Lloyd Walton, Randy Buchmann, Paul Vollmer, Bill Neary, Greg Johnson, John Bryant, Bo Ellis, Craig Butrym, Maurice Lucas, Jerry Homan, Earl Tatum, Ed Daniels, Rick Campbell, Marcus Washington, Barry Brennan, Manager Bob Hyndman.

### FROM MARQUETTE HEAD COACH AL MCGUIRE:

(On two technical fouls) "I would say that I lost the game there. I would say that I gave them two five-point plays and that was it. I had a bad day."

"I have no complaint with the way we played. We played just about as well as we could, but I didn't have a good coaching game."

"Officials never win or lose a game for anyone. North Carolina State is a better ball club than Marquette University."

"I think North Carolina State is a super ball club. We gave them an alley fight for a while. But they have no weak spots, plus that little guy can really run the show. They've got an aircraft carrier in (Tom) Bureson a battleship in (David) Thompson and destroyers all over the place."

### FROM MARQUETTE PLAYER MARCUS WASHINGTON:

"This night, in this tournament, North Carolina State was the best. I think we could have played better, but they are the best."

"We stopped playing defense. I don't think we pressed as well as we should have. We weren't playing well right off the bat. I think we were a little tight. This is all new to us."

### FROM MARQUETTE PLAYER BO ELLIS:

"We'll be back. Not here, but somewhere else in a championship game. This was the wrong place and the wrong time, but we'll be back."

### FROM MARQUETTE PLAYER MAURICE LUCAS:

"The technicals! We never got back on our feet after that. That first one was five points. That got them back in the game and gave them their momentum. Mad at him? How can I be mad at him? He's the coach, and he's the coach of the year. They are a good ball club, you know. They've only lost once in the last two years."

### ALL-TOURNAMENT TEAM

David Thompson (North Carolina State); Tom Bureson (North Carolina State); Monte Towe (North Carolina State); Maurice Lucas (Marquette); Bill Walton (UCLA).  
**Outstanding Player:** David Thompson

### NORTH CAROLINA STATE 76, MARQUETTE 64 • MARCH 25, 1974 GREENSBORO COLISEUM • GREENSBORO, N.C.

Marquette	FG-FGA	FT-FTA	Reb	PF	A	B	S	Min	TP
Bo Ellis	6-16	0-0	11	5	1	0	3	39	12
Earl Tatum	2-7	0-0	3	4	1	1	0	20	4
Maurice Lucas	7-13	7-9	13	4	0	1	0	40	21
Lloyd Walton	4-10	0-0	2	2	2	0	0	24	8
Marcus Washington	3-13	5-8	4	3	0	0	5	35.5	11
Dave Delsman	0-0	0-0	0	2	0	0	0	5	0
Ed Daniels	1-3	1-2	0	3	2	0	0	17.5	3
Rick Campbell	2-3	0-0	1	3	0	0	1	12	4
Jerry Homan	0-4	1-2	6	2	1	1	0	6	1
Barry Brennan	0-0	0-0	0	1	0	0	0	1	0
<b>TOTALS</b>	<b>25-69</b>	<b>14-21</b>	<b>43</b>	<b>29</b>	<b>7</b>	<b>3</b>	<b>9</b>	<b>200</b>	<b>64</b>

### North

North Carolina State	FG-FGA	FT-FTA	Reb	PF	A	B	S	Min	TP
Tim Stoddard	3-4	2-2	7	5	2	0	3	25.5	8
David Thompson	7-12	7-8	7	3	2	1	3	40	21
Tom Bureson	6-9	2-6	11	4	0	7	1	36	14
Morris Rivers	4-9	6-9	2	2	5	0	3	40	14
Monte Towe	5-10	6-7	3	1	2	0	1	37.5	16
Phil Spence	1-2	1-2	3	2	3	0	1	18.5	3
Mark Moeller	0-0	0-0	0	0	0	0	0	2.5	0
<b>TOTALS</b>	<b>26-46</b>	<b>24-34</b>	<b>34</b>	<b>17</b>	<b>14</b>	<b>8</b>	<b>12</b>	<b>200</b>	<b>76</b>

**HALFTIME:** NORTH CAROLINA STATE 39, MARQUETTE 30.  
**TURNOVERS:** NORTH CAROLINA STATE 23, MARQUETTE 18.  
**TECHNICAL FOULS:** COACH MCGUIRE - 2.  
**OFFICIALS:** JIM HOWELL, IRV BROWN.  
**ATTENDANCE:** 15,742







# MARQUETTE'S CHAMPIONSHIP HISTORY

## 1977 NCAA CHAMPIONS



(left to right): Jim Boylan, Bill Neary, Ulice Payne, Butch Lee, Jim Dudley, Gary Rosenberger, Bernard Toone, Jerome Whitehead, Craig Butrym, Robert Byrd, Bo Ellis.

### From Marquette Head Coach Al McGuire:

(immediately following game) "I think they fell apart in the second half. We hung in there." (How do you feel?) "Emotionally drained. I'm pleased for the guys. It doesn't seem real. Ya know, you think about something like this, but ... I've always been an alley fighter. I don't usually get into the silk lace situations. It seems like it is preordained, but I don't like to use the words of TV announcers, the cliches."

(in the interview room) "We put in the four corners just yesterday in the hour allotted us for practice. We figured to run it and look for the good shot, keeping the big men underneath. For a while, both teams were playing a chess game."

"I was not emotional until a five-second count triggered me. I trigger easily. As a coach, you have to be constantly alert. Right now, I feel washed out."

"Once the avalanche came and we were tied, I tried to stop the avalanche by delays and I called timeouts. Usually we try to do it by contact lens timeouts or something like that. You have to stop the momentum no matter what."

"At the end of the game, I sat there and thought of all the locker rooms, the dirty jocks, the PALS, and the other things that a New Yorker street fighter knows when growing up."

### From Marquette Player Bo Ellis:

(On McGuire's last game) "It's a super way to go, for him and for us. I'm glad for him, I'm glad for me, I'm glad for the team, I'm glad for the people of Milwaukee and even for those who said we wouldn't get this far."

### From Marquette Player Butch Lee:

(On what it is like playing for McGuire) "It's not bad for the older guys. They know what to expect. For the freshmen, it gets rough. You have to get some good ear plugs."

### From North Carolina Head Coach Dean Smith:

"We went into the four corners to get them out of a zone. That's a great zone with 6-9 players - Bo Ellis, Bernard Toone and Jerome Whitehead - in there. (Bruce) Buckley went in for a layup and either Bo or Whitehead blocked it. Then they went into their delay game. They hit all of their free throws down the stretch. Of course, that is what we did to get here."

### From North Carolina Player Phil Ford:

"I don't want anybody to quote me as saying that my elbow affected my play out there or cost us the game. But, I feel that I have been useless to the team for the last two games. Anytime that you play for the national championship, that should give you enough to win."

### From North Carolina Player Mike O'Koren:

"I knew that we were going to come back, but I didn't expect it to be that quick. And I knew that once we got the lead, we would go into the four corners and get them to chase us. But Marquette played the four corners smart. They laid back and didn't foul us."

### All-Tournament Team

Mike O'Koren (North Carolina); **Butch Lee (Marquette)**; Cedric Maxwell (UNC Charlotte);

**Bo Ellis (Marquette)**; **Jerome Whitehead (Marquette)**; Walter Davis (North Carolina).

**Outstanding Player: Butch Lee**

### MARQUETTE 67, NORTH CAROLINA 59 • MARCH 28, 1977 THE OMNI • ATLANTA, GA.

North Carolina	FG-FGA	FT-FTReb	PF	A	B	S	Min	TP	
Walter Davis	6-13	8-10	8	4	3	0	2	33	20
Mike O'Koren	6-10	2-4	11	5	0	1	1	30.5	14
Rich Yonakor	3-5	0-0	4	0	1	0	1	25.5	6
Phil Ford	3-10	0-0	2	3	5	0	0	38	6
John Kuester	2-6	1-2	0	5	6	0	0	31	5
Steve Krafcism	1-1	0-0	0	0	0	0	0	10	2
Tom Zaliagins	2-3	0-0	0	3	0	0	1	10	4
Dudley Bradley	1-1	0-0	0	2	0	0	0	5.5	2
Bruce Buckley	0-1	0-0	0	1	0	0	0	10.5	0
Jeff Wolf	0-1	0-0	1	0	0	0	0	3	0
Dave Colescott	0-0	0-0	0	0	0	0	0	1.5	0
Woody Coley	0-0	0-0	0	0	0	0	0	0.5	0
Ged Doughton	0-0	0-0	0	0	0	0	0	0.5	0
John Virgil	0-0	0-0	0	1	0	0	0	0.5	0
<b>TOTALS</b>	<b>24-51</b>	<b>11-16</b>	<b>28</b>	<b>24</b>	<b>15</b>	<b>1</b>	<b>5</b>	<b>200</b>	<b>59</b>

Marquette	FG-FGA	FT-FTReb	PF	A	B	S	Min	TP	
Bo Ellis	5-9	4-5	9	4	3	1	1	39.5	14
Bill Neary	0-2	0-0	0	1	0	0	0	11.5	0
Jerome Whitehead	2-8	4-4	11	2	2	2	0	38.5	8
Butch Lee	6-14	7-7	3	1	2	0	3	40	19
Jim Boylan	5-7	4-4	4	3	0	0	1	33	14
Gary Rosenberger	1-1	4-4	1	1	1	0	0	8.5	6
Bernard Toone	3-6	0-1	0	1	0	0	0	29	6
<b>TOTALS</b>	<b>22-47</b>	<b>23-25</b>	<b>29</b>	<b>13</b>	<b>8</b>	<b>3</b>	<b>5</b>	<b>200</b>	<b>67</b>

HALFTIME: MARQUETTE 39, NORTH CAROLINA 27

TURNOVERS: NORTH CAROLINA 14, MARQUETTE 11

TECHNICAL FOULS: TOONE - 1

OFFICIALS: PAUL GALVAN, REGGIE COPELAND

ATTENDANCE: 16,086.





# MARQUETTE'S CHAMPIONSHIP HISTORY

## 1993-94 GREAT MIDWEST CONFERENCE REGULAR-SEASON

CHAMPIONS



Front Row (left to right): Roney Eford, Carl Hren, Shane Littles, Anthony Pieper, Tony Miller, Joel Pogodzinski, William Gates, Robb Logterman, Faisal Abraham. Second row (left to right): Manager Jordan Wells, Special assistant Mark Anglavar, Assistant coach Bo Ellis, Abel Joseph, Chris Crawford, Amal McCaskill, Head coach Kevin O'Neill, Jim McIlvaine, Damon Key, Dwaine Streater, Assistant coach Craig McMillan, Head trainer David Leigh, Team chaplain Rev. William Kelly, S.J.,

## 1995 NATIONAL INVITATION TOURNAMENT RUNNERS-UP



First row (left to right): Manager Patrick Sturm, Manager Jon Hoff, Manager Jim Mews, Manager Peter Ranola. Second row: Roney Eford, Anthony Pieper, William Gates, Aaron Hutchins, Tony Miller, Mark Harris, Zack McCall, Shane Littles, Wade Harbin. Third row: Administrative assistant Darrin Kibel, Assistant coach Mike Rice, Faisal Abraham, Dwaine Streater, Abel Joseph, Richard Shaw, Head coach Mike Deane, Amal McCaskill, Chris Crawford, Assistant coach Bo Ellis, Trainer Dave Leigh, Assistant coach Dan Theiss.





# MARQUETTE'S CHAMPIONSHIP HISTORY

## 1996-97 CONFERENCE USA TOURNAMENT

**CHAMPIONS**



*First row (left to right): Manager Jim Mews, Manager Mike McMahon, Manager Chris Roche, Manager Pat Sturm  
 Second row (left to right): John Polonowski, John Cliff, Bart Miller, Marcus West, Anthony Pieper, Aaron Hutchins, Alton Mason, Mike Bergen, Zack McCall. Third row (left to right): Administrative assistant Sean Rivers, Assistant coach Mike Rice, Assistant coach Bo Ellis, Faisal Abraham, Abel Joseph, Richard Shaw, Head coach Mike Deane, Jarrod Lovette, Chris Crawford, Trainer David Leigh, Assistant athletic director Tom Ford, Assistant coach Dan Theiss, Team chaplain Rev. William Kelly, S.J.*

## 2002-03 C-USA REGULAR-SEASON CHAMPIONS NCAA FINAL FOUR



*Front row (left to right): Assistant coach Jeff Strohm, Jared Sichting, Karon Bradley, Travis Diener, Head coach Tom Crean, Dwyane Wade, Joe Chapman, Assistant coach Darrin Horn, Assistant coach Dwayne Stephens. Back row: Student manager Dean Manglona, Head athletic trainer Steve Condon, Special assistant Trey Schwab, Andy Freund, Terry Sanders, Scott Merritt, Chris Grimm, Robert Jackson, Steve Novak, Todd Townsend, Head strength and conditioning coach Scott Holsopple, Head student manager Dan Idstein, Father William Kelly.*

1  
5  
5

MARQUETTE'S CHAMPIONSHIP HISTORY



# MARQUETTE

BASKETBALL

A PROUD MEMBER OF

**BIG  
EAST**  
CONFERENCE



2005-06

**BIG THINGS**  
ARE HAPPENING






# NCAA TOURNAMENT RECORDS-MARQUETTE

## TEAM

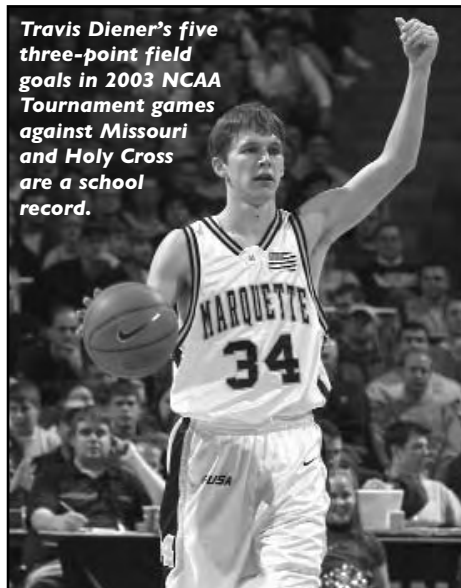
<b>Points</b>		
101 vs. Missouri (OT)	2003	
<b>Field Goals Made</b>		
40 vs. Ohio	1974	
<b>Field Goals Attempted</b>		
89 vs. Austin Peay	1973	
<b>Field Goal Percentage</b>		
58.1% (25-43) vs. Miami (Ohio)	1971	
<b>Three-Point Field Goals Made</b>		
12 vs. Missouri	2003	
<b>Three-Point Field Goals Attempted</b>		
30 vs. Arkansas	1996	
<b>Three-Point Field Goal Percentage</b>		
66.7% (12-18) vs. Missouri	2003	
<b>Free Throws Made</b>		
31 vs. Iowa	1955	
<b>Free Throws Attempted</b>		
44 vs. Iowa	1955	
<b>Free Throw Percentage</b>		
95.0% (19-20) vs. Missouri	2003	
<b>Rebounds</b>		
58 vs. Michigan State	1959	
58 vs. Bowling Green	1959	
<b>Assists</b>		
21 vs. Kentucky	2003	

## INDIVIDUAL


<b>Points</b>		
37 Terry Rand vs. Miami (Ohio)	1955	
<b>Field Goals Made</b>		
16 Terry Rand vs. Miami (Ohio)	1955	
<b>Field Goals Attempted</b>		
24 Allie McGuire vs. Austin Peay	1973	
24 Marcus Washington vs. Minnesota	1972	
24 Marcus Washington vs. Kentucky	1972	
<b>Three-Point Field Goals Made</b>		
5 Steve Novak vs. Kentucky	2003	
5 Travis Diener vs. Missouri	2003	
5 Travis Diener vs. Holy Cross	2003	
<b>Three-Point Field Goals Attempted</b>		
14 Anthony Pieper vs. Arkansas	1996	
<b>Free Throws Made</b>		
14 Dean Meminger vs. Kentucky	1971	
<b>Free Throws Attempted</b>		
18 Rube Schulz vs. Iowa	1955	
<b>Rebounds</b>		
21 Don Kojis vs. Michigan State	1959	
<b>Assists</b>		
11 Dwyane Wade vs. Kentucky	2003	
<b>Blocked Shots</b>		
5 Bo Ellis vs. Kentucky	1975	
<b>Steals</b>		
5 Marcus Washington vs. North Carolina State	1974	




*Bo Ellis rejected five shots against Kentucky in the first round of the 1975 NCAA*



*Travis Diener's five three-point field goals in 2003 NCAA Tournament games against Missouri and Holy Cross are a school record.*



*Jerome Whitehead earned a spot on the 1977 NCAA Final Four All-Tournament Team.*



*Steve Novak was selected to the 2003 NCAA Midwest Regional All-Tournament Team.*



# NCAA TOURNAMENT RECORDS-OPPONENTS

## TEAM


<b>Points</b>		
107 Kentucky		1968
<b>Field Goals Made</b>		
43 Kentucky		1968
43 Kentucky		1959
<b>Field Goals Attempted</b>		
90 Bowling Green		1959
<b>Field Goal Percentage</b>		
62.1% (23-37) Missouri		1982
<b>Three-Point Field Goals Made</b>		
15 Missouri		2003
<b>Three-Point Field Goals Attempted</b>		
38 Kentucky		1994
<b>Three-Point Field Goal Percentage</b>		
45.0% (9-20) Providence		1997
<b>Free Throws Made</b>		
29 Villanova		1980
29 Kentucky		1972
<b>Free Throws Attempted</b>		
41 Iowa		1955
<b>Free Throw Percentage</b>		
95.4% (21-22) Vanderbilt		1974
<b>Rebounds</b>		
54 Arkansas		1996
<b>Assists</b>		
22 Kansas		2003
<b>Blocked Shots</b>		
8 Duke		1994
8 North Carolina State		1974
<b>Steals</b>		
16 Kentucky		1994

## INDIVIDUAL

<b>Points</b>		
39 Austin Croshere (Providence)		1997
<b>Field Goals Made</b>		
14 Dan Issel (Kentucky)		1968
<b>Field Goals Attempted</b>		
25 Brad Leaf (Evansville)		1982
25 Clyde Turner (Minnesota)		1972
<b>Three-Point Field Goals Made</b>		
9 Rickey Paulding (Missouri)		2003
<b>Three-Point Field Goals Attempted</b>		
15 Rickey Paulding (Missouri)		2003
<b>Free Throws Made</b>		
15 Austin Croshere (Providence)		1997
<b>Free Throws Attempted</b>		
15 Austin Croshere (Providence)		1997
<b>Rebounds</b>		
22 Jim Brewer (Minnesota)		1972
<b>Assists</b>		
11 Brandin Knight (Pittsburgh)		2003
11 Jave Meade (Holy Cross)		2003
<b>Blocked Shots</b>		
7 Tom Burleson (North Carolina State)		1974
<b>Steals</b>		
4 Tony Delk (Kentucky)		1994
4 Rodrick Rhodes (Kentucky)		1994



*Maurice Lucas was named to the 1974 NCAA Final Four All-Tournament Team. He is shown here shooting over Tim Stoddard in the NCAA Championship game.*



*Terry Rand scored a record 37 points against Miami (Ohio) in the 1955 NCAA*



*Rube Schulz attempted a school-record 18 free throws in the 1955 NCAA Tournament vs. Iowa.*



# NIT TOURNAMENT RECORDS-MARQUETTE

*Dick Nixon attempted 28 field goals against Providence in the second round of the 1963 NIT. That is the longest-standing NIT record by a Marquette*



## TEAM

### Points

101 vs. LSU 1970

### Field Goals Made

37 vs. Indiana 1985

37 vs. LSU 1970

### Field Goals Attempted

74 vs. Indiana 1985

74 vs. Providence 1963

### Field Goal Percentage

60.4% (29-48) vs. Nebraska 1987

### Three-Point Field Goals Made

15 vs. Penn State 1995

### Three-Point Field Goals Attempted

27 vs. Iowa State (OT) 2004

### Three-Point Field Goal Percentage

68.2% (15-22) vs. Penn State 1995

### Free Throws Made

27 vs. LSU 1970

### Free Throws Attempted

47 vs. LSU 1970

### Free Throw Percentage

90.9% (10-11) vs. Toledo 2004

### Rebounds

51 vs. Villanova 1963

51 vs. Providence 1963

### Assists

24 vs. Toledo 2004

### Blocked Shots

5 vs. Iowa State 2004

5 vs. Creighton 1998

### Steals

16 vs. Drake 1986

## INDIVIDUAL

### Points

32 Anthony Pieper vs. Penn State 1995

### Field Goals Made

12 George Thompson vs. Marshall 1967

### Field Goals Attempted

28 Dick Nixon vs. Providence 1963

### Three-Point Field Goals Made

7 Anthony Pieper vs. Penn State 1995

### Three-Point Field Goals Attempted

9 Steve Novak vs. Toledo 2004

9 Anthony Pieper vs. Penn State 1995

### Free Throws Made

10 Anthony Pieper vs. St. Bonaventure 1995

10 Joe Thomas vs. LSU 1970

10 Dean Meminger vs. Utah 1970

10 Brian Brunkhorst vs. Marshall 1967

10 Bob Wolf vs. Providence 1967

### Free Throws Attempted

16 Anthony Pieper vs. St. Bonaventure 1995

### Rebounds

15 Amal McCaskill vs. Virginia Tech (OT) 1995

15 Ric Cobb vs. Massachusetts 1970

### Assists

12 Travis Diener vs. Toledo 2004

12 Tony Miller vs. South Florida (OT) 1995

### Blocked Shots

3 Amal McCaskill vs. Penn State 1995

3 Amal McCaskill vs. South Florida (OT) 1995

3 Amal McCaskill vs. Auburn 1995

### Steals

6 Tony Miller vs. Penn State 1995

6 Michael Wilson vs. Syracuse 1981

*Michael Wilson shares the Marquette individual record for most steals in a NIT game with six vs. Syracuse in 1981.*



*Dean Meminger was the MVP of the 1970 NIT. He scored 16 points in Marquette's win over St. John's (N.Y.) in the NIT title game. Meminger is shown here with the*






# NIT TOURNAMENT RECORDS-OPPONENTS

## TEAM

<b>Points</b>		
96 Seton Hall		1956
<b>Field Goals Made</b>		
32 Indiana		1985
32 Providence		1967
<b>Field Goals Attempted</b>		
82 Marshall		1967
82 Providence		1963
<b>Field Goal Percentage</b>		
62.5% (30-48) Syracuse		1981
<b>Three-Point Field Goals Made</b>		
11 Penn State		1995
<b>Three-Point Field Goals Attempted</b>		
25 Toledo		2004
<b>Three-Point Field Goal Percentage</b>		
60.0% (3-5) Virginia Tech (OT)		1995
<b>Free Throws Made</b>		
30 Indiana		1985
<b>Free Throws Attempted</b>		
45 Indiana		1985
<b>Free Throw Percentage</b>		
84.2% (16-19) Tulsa		1967
<b>Rebounds</b>		
56 Providence		1963
<b>Assists</b>		
24 Indiana		1985
<b>Blocked Shots</b>		
6 Minnesota		1998
<b>Steals</b>		
13 Syracuse		1981

## INDIVIDUAL


<b>Points</b>		
36 James Walker (Providence)		1967
<b>Field Goals Made</b>		
12 James Walker (Providence)		1967
12 Ray Flynn (Providence)		1963
<b>Field Goals Attempted</b>		
30 James Walker (Providence)		1963
<b>Three-Point Field Goals Made</b>		
5 Dan Earl (Penn State)		1995
<b>Three-Point Field Goals Attempted</b>		
11 Chuckie Atkins (South Florida) (OT)		1995
11 Lance Weems (Auburn)		1995
<b>Free Throws Made</b>		
12 Pete Maravich (LSU)		1970
12 James Walker (Providence)		1967
<b>Free Throws Attempted</b>		
16 Tony Ervin (Syracuse)		1981
16 Pete Maravich (LSU)		1970
<b>Rebounds</b>		
17 Bill Paultz (St. John's, N.Y.)		1970
<b>Assists</b>		
14 Stew Robinson (Indiana)		1985
<b>Blocked Shots</b>		
5 Ricky Willis (W. Michigan)		2005
<b>Steals</b>		
4 Jermaine Blackburn (Boise State)		2004
4 Shawn Good (Virginia Tech) (OT)		1995
4 Leo Rautins (Syracuse)		1981



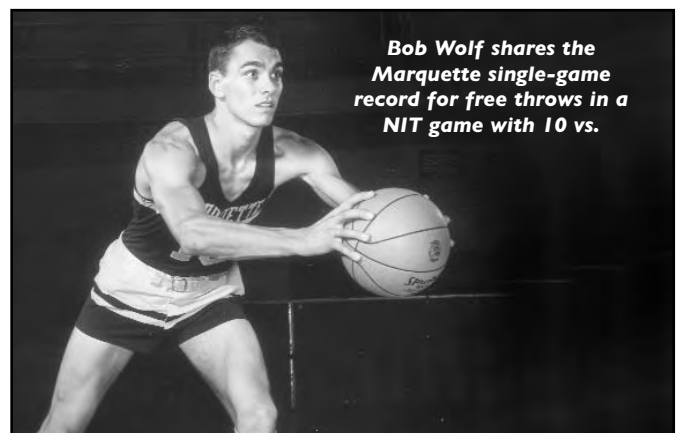
Ric Cobb was named to the 1970 All-National Invitation Tournament Second Team.

1900

NIT TOURNAMENT RECORDS



Joe Thomas was a member of the 1970 All-National Invitation Tournament.



Bob Wolf shares the Marquette single-game record for free throws in a NIT game with 10 vs.







# THE PEPSI BLUE & GOLD CLASSIC




In 2002, Marquette Athletics announced Pepsi as the title sponsor of the school's regular season men's basketball tournament, the Blue & Gold Classic. Pepsi's commitment has allowed the Department of Athletics to continue operating the nation's third-longest in-season men's basketball tournament.


As part of the multi-year sponsorship agreement, Pepsi makes an annual contribution to the University's Blue & Gold Fund. The Blue & Gold Fund provides scholarship support for student-athletes who compete on Marquette's 14 athletic programs.

Now in its 44th year, the Pepsi Blue & Gold Classic has been seen by over 800,000 basketball fans. In 1995, a single-night classic record 17,405 fans watched Marquette defeat Columbia, and UW-Green Bay upset Texas A&M. Overall, a two-night record crowd of 32,474 attended the 1995 Pepsi Blue & Gold Classic.

The Golden Eagles have won the classic 29 times, including the last six. College basketball greats such as Florida State's Dave Cowens, LSU's Pete Maravich, and UCLA's Gail Goodrich have participated in the classic. Marquette players have dominated the tournament's Outstanding Player honor, with Bo Ellis, Travis Diener, Butch Lee, Dean Meminger, Glenn "Doc" Rivers, George Thompson and Dwyane Wade all having won the award.




**GEORGE THOMPSON**  
1967 & 1968



**DEAN MEMINGER**  
1969 & 1970



**Bo ELLIS**  
1974 & 1975




**AARON HUTCHINS**  
1995 & 1997



**CORDELL HENRY**  
1999 & 2001



**DWYANE WADE**  
2002 & 2003



**TRAVIS DIENER**  
2003 & 2004



# ALL-TIME CLASSIC RESULTS

## 2004 PEPSI BLUE & GOLD CLASSIC

Championship: Marquette 66, Kent State 61  
 Consolation: Binghamton 57, Sam Houston State 44  
 First Round: Marquette 84, Sam Houston State 71  
 Kent State 77, Binghamton 52  
 Outstanding Player: Travis Diener (Marquette)  
 Attendance: 19,239 (Fri.-9,119; Sat.-10,120)

## 2003 PEPSI BLUE & GOLD CLASSIC

Championship: Marquette 75, Valparaiso 70  
 Consolation: Arkansas-Monticello 86, Savannah State 67  
 First Round: Marquette 79, Savannah State 41  
 Valparaiso 72, Arkansas-Monticello 53  
 Outstanding Player: Travis Diener (Marquette)  
 Attendance: 32,240 (Fri.-15,659; Sat.-16,581)

## 2002 PEPSI BLUE & GOLD CLASSIC

Championship: Marquette 80, Texas-San Antonio 68  
 Consolation: Idaho State 63, Coppin State 55  
 First Round: Texas-San Antonio 76, Idaho State 71  
 Marquette 64, Coppin State 46  
 Outstanding Player: Dwyane Wade (Marquette)  
 Attendance: 25,418 (Fri.-12,507; Sat.-12,911)

## 2001 BLUE & GOLD COCA-COLA CLASSIC

Championship: Marquette 77, Sam Houston State 58  
 Consolation: Northern Illinois 87, Texas Southern 65  
 First Round: Marquette 76, Texas Southern 40  
 Sam Houston State 80, Northern Illinois 73  
 Outstanding Player: Cordell Henry (Marquette)  
 Attendance: 23,151 (Fri.-11,556; Sat.-11,595)

## 2000 BLUE & GOLD COCA-COLA CLASSIC

Championship: Marquette 69, Cal State Northridge 66  
 Consolation: Kent State 61, Centenary 47  
 First Round: Marquette 66, Centenary 47  
 Cal State Northridge 89, Kent State 85  
 Outstanding Player: Brian Wardle (Marquette)  
 Attendance: 18,043 (Fri.-8,941; Sat.-9,102)

## 1999 BLUE & GOLD COCA-COLA CLASSIC

Championship: Marquette 57, Appalachian State 51  
 Consolation: Toledo 71, Western Michigan 59  
 First Round: Marquette 76, Western Michigan 69  
 Appalachian State 68, Toledo 65  
 Outstanding Player: Cordell Henry (Marquette)  
 Attendance: 19,639 (Fri.-9,655; Sat.-9,984)

## 1998 BLUE & GOLD COCA-COLA CLASSIC

Championship: Tulsa 67, Marquette 51  
 Consolation: Vermont 67, Cornell 56  
 First Round: Marquette 68, Cornell 51  
 Tulsa 72, Vermont 61  
 Outstanding Player: Michael Ruffin (Tulsa)  
 Attendance: 25,433 (Fri.-13,228; Sat.-12,205)

## 1997 FIRST BANK CLASSIC

Championship: Marquette 68, St. Bonaventure 61  
 Consolation: Montana State 82, Ohio 66  
 First Round: Marquette 85, Montana State 60  
 St. Bonaventure 59, Ohio 46  
 Outstanding Player: Aaron Hutchins (Marquette)  
 Attendance: 26,516 (Fri.-14,304; Sat.-12,212)

## 1996 FIRST BANK CLASSIC

Championship: Princeton 66, Marquette 62  
 Consolation: Rice 82, Prairie View A&M 53  
 First Round: Marquette 104, Prairie View A&M 49  
 Princeton 59, Rice 54  
 Outstanding Player: Brian Earl (Princeton)  
 Attendance: 28,386 (Fri.-13,376; Sat.-15,010)

## 1995 First Bank Classic

Championship: Marquette 64, UW-Green Bay 44  
 Consolation: Texas A&M 65, Columbia 39  
 First Round: Marquette 72, Columbia 45  
 UW-Green Bay 60, Texas A&M 49  
 Outstanding Player: Aaron Hutchins (Marquette)  
 Attendance: 32,474 (Fri.-17,405; Sat.-15,069)

## 1994 FIRST BANK CLASSIC

Championship: Marquette 94, Northwestern 60  
 Consolation: Siena 75, UW-Milwaukee 58  
 First Round: Marquette 101, UW-Milwaukee 59  
 Northwestern 79, Siena 70  
 Outstanding Player: Roney Eford (Marquette)  
 Attendance: 31,825 (Fri.-17,377; Sat.-14,448)

## 1993 FIRST BANK CLASSIC

Championship: UW-Green Bay 46, Marquette 45  
 Consolation: Detroit Mercy 79, Texas Southern 73  
 First Round: Marquette 85, Texas Southern 67  
 UW-Green Bay 74, Detroit Mercy 63  
 (OT)  
 Outstanding Player: Logan VanderVelden (UW-Green Bay)  
 Attendance: 29,612 (Fri.-15,772; Sat.-13,840)

## 1992 FIRST BANK CLASSIC

Championship: Marquette 85, Manhattan 62  
 Consolation: North Carolina A&T 87, TCU 85 (OT)  
 First Round: Marquette 84, North Carolina A&T 63  
 Manhattan 67, TCU 42  
 Outstanding Player: Damon Key (Marquette)  
 Attendance: 23,606 (Fri.-13,159; Sat.-10,447)

## 1991 FIRST BANK CLASSIC

Championship: Penn State 60, Marquette 56  
 Consolation: St. Francis (N.Y.) 64, Columbia 59  
 First Round: Marquette 71, Columbia 53  
 Penn State 61, St. Francis (N.Y.) 51  
 Outstanding Player: Freddie Barnes (Penn State)  
 Attendance: 24,150 (Fri.-11,403; Sat.-12,747)

## 1990 FIRST BANK CLASSIC

Championship: Marquette 75, Arkansas-Little Rock 44  
 Consolation: Cal State-Sacramento 79,  
 Mississippi Valley State 71  
 First Round: Marquette 96, Mississippi Valley State 56  
 Arkansas-Little Rock 67,  
 Cal State-Sacramento 60  
 Outstanding Player: Trevor Powell (Marquette)  
 Attendance: 26,323 (Fri.-12,726; Sat.-13,597)

## 1989 FIRST BANK CLASSIC

Championship: Wisconsin 63, Marquette 58 (OT)  
 Consolation: Gonzaga 55, UNC-Wilmington 48  
 First Round: Marquette 76, UNC-Wilmington 54  
 Wisconsin 63, Gonzaga 58  
 Outstanding Player: Danny Jones (Wisconsin)  
 Attendance: 26,335 (Fri.-11,593; Sat.-14,742)

## 1988 FIRST BANK CLASSIC

Championship: Wisconsin 70, Marquette 55  
 Consolation: Rice 75, Maine 58  
 First Round: Marquette 76, Rice 60  
 Wisconsin 89, Maine 72  
 Outstanding Player: Danny Jones (Wisconsin)  
 Attendance: 31,287 (Fri.-13,941; Sat.-17,346)

## 1987 FIRST BANK CLASSIC

Championship: Cleveland State 72, Marquette 70  
 Consolation: Air Force 57, Niagara 54  
 First Round: Marquette 80, Air Force 52  
 Cleveland State 86, Niagara 76  
 Outstanding Player: Ken McFadden (Cleveland State)  
 Attendance: 19,114 (Mon.-9,096; Tues.-10,018)

## 1986 FIRST BANK CLASSIC

Championship: Marquette 77, South Florida 61  
 Consolation: Pepperdine 91, Columbia 67  
 First Round: Marquette 79, Columbia 68 (2OT)  
 South Florida 69, Pepperdine 65  
 Outstanding Player: David Boone (Marquette)  
 Attendance: 19,420 (Fri.-9,570; Sat.-9,850)

## 1985 MILWAUKEE CLASSIC

Championship: Marquette 60, Cal State-Long Beach 48  
 Consolation: Penn State 54, Valparaiso 40  
 First Round: Marquette 70, Valparaiso 57  
 Cal State-Long Beach 47, Penn State 45  
 Outstanding Player: Kerry Trotter (Marquette)  
 Attendance: 17,700 (Fri.-8,825; Sat.-8,875)

## 1984 MILWAUKEE CLASSIC

Championship: Gonzaga 60, Marquette 54  
 Consolation: Drake 81, Lehigh 59  
 First Round: Marquette 85, Lehigh 56  
 Gonzaga 56, Drake 38  
 Outstanding Player: Bryce McPhee (Gonzaga)  
 Attendance: 17,896 (Fri.-8,844; Sat.-9,052)





### 1983 MILWAUKEE CLASSIC

Championship: Marquette 59, Miami (Ohio) 47  
 Consolation: McNeese State 61, Davidson 57  
 First Round: Marquette 69, McNeese State 55  
 Miami (Ohio) 70, Davidson 52  
 Outstanding Player: Dwayne Johnson (Marquette)  
 Attendance: 19,153 (Tues.-9,301; Wed.-9,852)

### 1982 MILWAUKEE CLASSIC

Championship: Marquette 69, Cincinnati 52  
 Consolation: LaSalle 62, UVW-Green Bay 51  
 First Round: Marquette 57, UVW-Green Bay 47  
 Cincinnati 76, LaSalle 73  
 Outstanding Player: Steve Black (LaSalle)  
 Attendance: 20,797 (Mon.-10,225; Tues.-10,572)

### 1981 MILWAUKEE CLASSIC

Championship: Marquette 74, Arizona State 68  
 Consolation: UC-Irvine 77, East Tennessee State 75  
 First Round: Marquette 96, East Tennessee State 84  
 Arizona State 88, UC-Irvine 73  
 Outstanding Player: Glenn "Doc" Rivers (Marquette)  
 Attendance: 20,866 (Mon.-10,214; Tues.-10,652)

### 1980 MILWAUKEE CLASSIC

Championship: Marquette 68, Clemson 67  
 Consolation: Cal State-Bakersfield 48, Illinois State 47  
 First Round: Marquette 95, Cal State-Bakersfield 60  
 Clemson 67, Illinois State 56  
 Outstanding Player: Michael Wilson (Marquette)  
 Attendance: 20,633 (Fri.-10,034; Sat.-10,599)

### 1979 MILWAUKEE CLASSIC

Championship: Rhode Island 64, Marquette 57  
 Consolation: St. Mary's (Calif.) 82, Fairfield 69  
 First Round: Marquette 100, St. Mary's (Calif.) 74  
 Rhode Island 74, Fairfield 57  
 Outstanding Player: Oliver Lee (Marquette)  
 Attendance: 20,849 (Fri.-10,234; Sat.-10,615)

### 1978 MILWAUKEE CLASSIC

Championship: Marquette 61, UNC-Charlotte 57  
 Consolation: St. Bonaventure 83, North Texas State 67  
 First Round: Marquette 84, North Texas State 69  
 UNC-Charlotte 74, St. Bonaventure 61  
 Outstanding Player: Bernard Toone (Marquette)  
 Attendance: 21,876 (10,938 each night, capacity)

### 1977 MILWAUKEE CLASSIC

Championship: Marquette 65, Texas 56  
 Consolation: Eastern Kentucky 79, Army 71  
 First Round: Marquette 90, Eastern Kentucky 73  
 Texas 74, Army 73  
 Outstanding Player: Jerome Whitehead (Marquette)  
 Attendance: 21,876 (10,938 each night, capacity)

### 1976 MILWAUKEE CLASSIC

Championship: Marquette 64, Wisconsin 57  
 Consolation: Clemson 128, Boston College 76  
 First Round: Marquette 67, Clemson 49  
 Wisconsin 74, Boston College 66  
 Outstanding Player: Butch Lee (Marquette)  
 Attendance: 21,876 (10,938 each night, capacity)

### 1975 MILWAUKEE CLASSIC

Championship: Marquette 82, Wisconsin 66  
 Consolation: Miami (Ohio) 90, Stanford 72  
 First Round: Marquette 79, Miami (Ohio) 52  
 Wisconsin 70, Stanford 64  
 Outstanding Player: Bo Ellis (Marquette)  
 Attendance: 21,876 (10,938 each night, capacity)

### 1974 MILWAUKEE CLASSIC

Championship: Marquette 73, Virginia 55  
 Consolation: Georgia 91, Wisconsin 89 (OT)  
 First Round: Marquette 100, Georgia 70  
 Virginia 86, Wisconsin 78  
 Outstanding Player: Bo Ellis (Marquette)  
 Attendance: 21,876 (10,938 each night, capacity)

### 1973 MILWAUKEE CLASSIC

Championship: Marquette 49, Wisconsin 48 (OT)  
 Consolation: Arizona 86, Southern Methodist 82  
 First Round: Marquette 76, Arizona 62  
 Wisconsin 74, Southern Methodist 73  
 Outstanding Player: Maurice Lucas (Marquette)  
 Attendance: 21,876 (10,938 each night, capacity)

### 1972 MILWAUKEE CLASSIC

Championship: Marquette 75, Wisconsin 73 (2OT)  
 Consolation: Rice 72, Yale 70 (OT)  
 First Round: Marquette 71, Rice 40  
 Wisconsin 90, Yale 64  
 Outstanding Player: Kerry Hughes (Wisconsin)  
 Attendance: 21,047 (Fri.-10,301; Sat.-10,746)

### 1971 MILWAUKEE CLASSIC

Championship: Marquette 74, Marshall 72  
 Consolation: Wisconsin 82, Georgetown 62  
 First Round: Marquette 88, Georgetown 44  
 Marshall 85, Wisconsin 83  
 Outstanding Player: Bob Lackey (Marquette)  
 Attendance: 21,492 (10,746 each night, capacity)

### 1970 MILWAUKEE CLASSIC

Championship: Marquette 72, Wisconsin 69  
 Consolation: Texas 85, Dartmouth 76  
 First Round: Marquette 98, Dartmouth 55  
 Wisconsin 89, Texas 73  
 Outstanding Player: Dean Meminger (Marquette)  
 Attendance: 21,492 (10,746 each night, capacity)

### 1969 MILWAUKEE CLASSIC

Championship: Marquette 64, Wisconsin 43  
 Consolation: Utah State 80, Delaware 66  
 First Round: Marquette 99, Delaware 71  
 Wisconsin 81, Utah State 74  
 Outstanding Player: Dean Meminger (Marquette)  
 Attendance: 19,678 (Fri.-8,932; Sat.-10,746)

### 1968 MILWAUKEE CLASSIC

Championship: Marquette 59, Wisconsin 56 (OT)  
 Consolation: Ohio 68, Army 60  
 First Round: Marquette 62, Army 42  
 Wisconsin 74, Ohio 68  
 Outstanding Player: George Thompson (Marquette)  
 Attendance: 20,881 (Fri.-10,135; Sat.-10,746)

### 1967 MILWAUKEE CLASSIC

Championship: Wisconsin 70, Marquette 62  
 Consolation: Florida State 130, LSU 100  
 First Round: Marquette 78, Florida State 58  
 Wisconsin 96, LSU 94  
 Outstanding Player: George Thompson (Marquette)  
 Attendance: 21,156 (Fri.-10,410; Sat.-10,746)

### 1966 MILWAUKEE CLASSIC

Championship: Wisconsin 88, South Carolina 84  
 Consolation: Marquette 82, Fordham 58  
 First Round: South Carolina 63, Marquette 61  
 Wisconsin 67, Fordham 66  
 Outstanding Player: Chuck Nagle (Wisconsin)  
 Attendance: 18,712 (Fri.-8,090; Sat.-10,622)

### 1965 MILWAUKEE CLASSIC

Championship: Marquette 75, Washington 74  
 Consolation: West Virginia 101, Wisconsin 93  
 First Round: Marquette 100, West Virginia 87  
 Washington 81, Wisconsin 67  
 Outstanding Player: Ron Williams (West Virginia)  
 Attendance: 13,425 (Fri.-5,585; Sat.-7,840)

### 1964 MILWAUKEE CLASSIC

Championship: UCLA 115, Boston College 93  
 Consolation: Marquette 62, Wisconsin 61  
 First Round: UCLA 61, Marquette 52  
 Boston College 86, Wisconsin 85  
 Outstanding Player: Gail Goodrich (UCLA)  
 Attendance: 15,820 (Fri.-6,930; Sat.-8,890)

### 1963 MILWAUKEE CLASSIC

Championship: Wisconsin 104, Georgia Tech 84  
 Consolation: Marquette 98, Dartmouth 69  
 First Round: Georgia Tech 84, Marquette 83  
 Wisconsin 94, Dartmouth 68  
 Outstanding Player: Ken Gustafson (Wisconsin)  
 Attendance: 14,520 (Fri.-6,540; Sat.-7,980)

### 1962 MILWAUKEE CLASSIC

Championship: Wisconsin 70, Marquette 56  
 Consolation: Navy 73, Utah 58  
 First Round: Marquette 76, Navy 56  
 Wisconsin 94, Utah 72  
 Outstanding Player: Ken Siebel (Wisconsin)  
 Attendance: 19,486 (Fri.-8,740; Sat.-10,746)





# SEASON-BY-SEASON CAPTAINS LEADING SCORERS & REBOUNDERS



**MIKE MORAN**



**RON GLASER**


Season	Captain(s)	Leading Scorer	Leading Rebounder
1916-17	John Fay	Al Delmore (7.3 ppg)	*
1917-18	J.C. Long	Al Delmore (5.1 ppg)	*
1918-19	No games		
1919-20	Mark O'Malley	Mark O'Malley (*)	*
1920-21	Mark O'Malley	Red Dunn (*)	*
1921-22	Dukes Deford	Dick Quinn (7.0 ppg)	*
1922-23	Red Dunn	Dick Quinn (*)	*
1923-24	Dick Quinn	Dick Quinn (*)	*
1924-25	John Fahay	Robert Demoling (3.6 ppg)	*
1925-26	Robert Demoling	Robert Demoling (*)	*
1926-27	Ed Herte	Floyd Razner (4.5 ppg)	*
1927-28	Floyd Razner	Jim O'Donnell (6.3 ppg)	*
1928-29	Walter Gerbert	Roy Andrew (5.3 ppg)	*
1929-30	Jim O'Donnell	Roy Andrew (6.7 ppg)	*
1930-31	Joe King	Whitey Budrunas (8.9 ppg)	*
1931-32	Whitey Budrunas Frank Zummach	Whitey Budrunas (8.9 ppg)	*
1932-33	Gene Ronzani Al Shipley	Ray Morstadt (9.6 ppg)	*
1933-34	Adolph Gorychka Ed Mullen	Ray Morstadt (8.5 ppg)	*
1934-35	Ray Morstadt	Ray Morstadt (10.9 ppg)	*
1935-36	Cy Rubado	Charles Eirich (5.7 ppg)	*
1936-37	Bob O'Keefe	Glenn Adams (5.0 ppg)	*
1937-38	Al Cofone George Hesik Paul Sokody	Paul Sokody (6.7 ppg)	*
1938-39	Erwin Graf Dave Quabius	Bob Deneen (11.4 ppg)	*
1939-40	Bob Deneen Bill McDonald	Bob Deneen (9.7 ppg)	*
1940-41	Bill Komenich	Bill Komenich (7.2 ppg)	*
1941-42	Bernol Ketchum Matt Reichl	Ray Kuffel (8.4 ppg)	*
1942-43	Bill Chandler, Jr. Jerry Schudrowitz	Ray Kuffel (8.9 ppg)	*
1943-44	Bill Chandler, Jr.	Howie Kallenberger (12.1 ppg)	*
1944-45	Bill Chandler, Jr.	Gene Berce (13.4 ppg)	*
1945-46	Orlando Palesse Bob Rosendahl	Howie Kallenberger (9.3 ppg)	*
1946-47	Chuck Polzin	Gene Berce (14.7 ppg)	*
1947-48	Gene Berce	Gene Berce (17.7 ppg)	*
1948-49	Frank McCabe	Frank McCabe (12.7 ppg)	*
1949-50	Joe Faupl	Mel Peterson (10.1 ppg)	*
1950-51	Russ Geldmacher	Grant Wittberger (12.8 ppg)	Grant Wittberger (10.5 rpg)
1951-52	Gene Schramka	Russ Wittberger (12.0 ppg)	Grant Wittberger (9.1 rpg)
1952-53	Dick Schwab Glenn Sievers	Russ Wittberger (19.4 ppg)	Russ Wittberger (8.5 rpg)
1953-54	Ralph Wilson	Terry Rand (15.2 ppg)	Terry Rand (10.3 rpg)
1954-55	Rube Schulz Russ Wittberger	Terry Rand (15.9 ppg)	Terry Rand (14.7 rpg)
1955-56	Don Bugalski	Terry Rand (20.3 ppg)	Terry Rand (13.1 rpg)
1956-57	Dennis Carroll	Mike Moran (20.4 ppg)	John Glaser (14.0 rpg)





Season	Captain(s)	Leading Scorer	Leading Rebounder
1957-58	John Glaser	Mike Moran (17.1 ppg)	Walt Mangham (10.2 rpg)
1958-59	Gene Suppelsa	Mike Moran (18.1 ppg)	Don Kojis (13.0 rpg)
1959-60	Jim Kollar	Don Kojis (20.9 ppg)	Don Kojis (15.4 rpg)
1960-61	Ed Carter	Don Kojis (21.4 ppg)	Don Kojis (17.1 rpg)
1961-62	Dick Nixon	Ron Glaser (16.4 ppg)	Dave Erickson (8.4 rpg)
1962-63	Dick Nixon	Ron Glaser (17.6 ppg)	Dave Erickson (8.8 rpg)
1963-64	John Stone	Tom Flynn (17.3 ppg)	Tom Flynn (10.2 rpg)
1964-65	Tom Flynn	Tom Flynn (16.5 ppg)	Paul Carbins (11.7 rpg)
1965-66	Tom Flynn	Bob Wolf (22.0 ppg)	Paul Carbins (11.4 rpg)
1966-67	Bob Wolf	Bob Wolf (18.4 ppg)	Brian Brunkhorst (7.8 rpg)
1967-68	Brian Brunkhorst	George Thompson (22.9 ppg)	George Thompson (8.6 rpg)
1968-69	George Thompson	George Thompson (20.2 ppg)	Ric Cobb (9.7 rpg)
1969-70	Joe Thomas	Dean Meminger (18.8 ppg)	Ric Cobb (9.1 rpg)
1970-71	Dean Meminger	Dean Meminger (21.2 ppg)	Jim Chones (11.5 rpg)
1971-72	Bob Lackey	Bob Lackey (15.2 ppg)	Larry McNeill (9.2 rpg)
1972-73	Allie McGuire	Larry McNeill (17.6 ppg)	Maurice Lucas (10.9 rpg)
1973-74	Marcus Washington	Maurice Lucas (15.8 ppg)	Maurice Lucas (10.6 rpg)
1974-75	Rick Campbell	Bo Ellis (16.3 ppg)	Bo Ellis (10.5 rpg)
1975-76	Earl Tatum	Earl Tatum (18.3 ppg)	Bo Ellis (9.3 rpg)
	Lloyd Walton		
1976-77	Bo Ellis	Butch Lee (19.6 ppg)	Bo Ellis (8.3 rpg)
1977-78	Butch Lee	Butch Lee (17.7 ppg)	Jerome Whitehead (8.3 rpg)
1978-79	Bernard Toone	Bernard Toone (18.7 ppg)	Bernard Toone (6.7 rpg)
1979-80	Robert Byrd	Sam Worthern (16.9 ppg)	Robert Byrd (10.0 rpg)
1980-81	Michael Wilson	Oliver Lee (17.7 ppg)	Oliver Lee (6.5 rpg)
1981-82	Michael Wilson	Michael Wilson (16.1 ppg)	Dean Marquardt (6.6 rpg)
1982-83	Glenn Rivers	Glenn Rivers (13.2 ppg)	Marc Marotta (6.0 rpg)
	Terrell Schlundt		
1983-84	Marc Marotta	Dwayne Johnson (14.0 ppg)	Marc Marotta (7.1 rpg)
	Terry Reason		
	Don Smolinski		
1984-85	Robert Hall	Kerry Trotter (12.4 ppg)	Kerry Trotter (6.2 rpg)
	Mandy Johnson		
1985-86	Walter Downing	David Boone (15.3 ppg)	David Boone (10.6 rpg)
	Kerry Trotter		
1986-87	David Boone	David Boone (15.9 ppg)	David Boone (8.8 rpg)
1987-88	Pat Foley	Tony Smith (13.1 ppg)	Trevor Powell (6.0 rpg)
1988-89	Mike Flory	Trevor Powell (15.1 ppg)	Trevor Powell (6.3 rpg)
1989-90	Tony Smith	Tony Smith (23.8 ppg)	Trevor Powell (7.8 rpg)
1990-91	Mark Anglavar	Damon Key (13.2 ppg)	Trevor Powell (7.3 rpg)
	Rod Grosse		
	Trevor Powell		
1991-92	Ron Curry	Damon Key (13.6 ppg)	Ron Curry (7.2 rpg)
	Damon Key		
	Jim McIlvaine		
1992-93	Ron Curry	Ron Curry (14.4 ppg)	Ron Curry (8.1 rpg)
	Damon Key		
	Tony Miller		
1993-94	Damon Key	Damon Key (15.6 ppg)	Jim McIlvaine (8.3 rpg)
	Robb Logterman		
	Tony Miller		
1994-95	Tony Miller	Roney Eford (13.2 ppg)	Amal McCaskill (8.5 rpg)
1995-96	Roney Eford	Aaron Hutchins (14.0 ppg)	Amal McCaskill (8.9 rpg)
1996-97	Anthony Pieper	Chris Crawford (14.9 ppg)	Faisal Abraham (6.5 rpg)
1997-98	Abel Joseph	Aaron Hutchins (15.2 ppg)	Jarrod Lovette (6.9 rpg)
1998-99	Mike Barga	Brian Wardle (12.3 ppg)	Mike Barga (5.4 rpg)
	Jarrod Lovette		
1999-00	John Cliff	Brian Wardle (16.6 ppg)	Oluoma Nnamaka (6.7 rpg)
	Brian Wardle		
2000-01	Brian Wardle	Brian Wardle (18.8 ppg)	Odartey Blankson (5.5 rpg)
2001-02	Jon Harris		
	Oluoma Nnamaka	Dwyane Wade (17.8 ppg)	Dwyane Wade (6.6 rpg)
2002-03	Dwyane Wade	Dwyane Wade (21.5 ppg)	Robert Jackson (7.5 rpg)
2003-04	Travis Diener	Travis Diener (18.8 ppg)	Scott Merritt (7.1 rpg)
	Terry Sanders		
2004-05	Travis Diener	Travis Diener (19.7 ppg)	Marcus Jackson (8.5 rpg)
	Marcus Jackson		
	Todd Townsend		

\*not available



**CHRIS CRAW-FORD**



**OLUOMA NNAMAKA**




# MARQUETTE ALL-AMERICANS



**Ed Mullen • 1933-34**  
Chuck Taylor Converse




**Dave Quabius • 1938-39**  
Chuck Taylor Converse




**Terry Rand • 1955-56**  
All-Catholic




**Don Kojis • 1959-60**  
Catholic Digest • 1960-61  
Chuck Taylor Converse;




**George Thompson**  
1968-69  
Chuck Taylor Converse




**Dean Meminger • 1969-70**  
Chuck Taylor Converse;  
NEA • 1970-71 AP;  
Converse; Helms; NABC;  
NEA; Sporting News; UPI;  
USBWA




**Jim Chones • 1971-72**  
AP; Converse; UPI




**Bob Lackey • 1971-72**  
Helms




**Maurice Lucas • 1973-74**  
Converse (2nd team)



**Bo Ellis • 1974-75**  
Converse (2nd team);  
Independent • 1975-76  
AP (2nd team);  
Basketball Weekly;



**Lloyd Walton • 1974-75**  
Independent • 1975-76  
Basketball Weekly  
(2nd team);  
Independent



**Earl Tatum • 1975-76**  
AP; Basketball Weekly;  
Converse (2nd team);  
Helms; Independent; UPI;  
USBWA




**Butch Lee • 1976-77:**  
AP (2nd team); Basketball  
Weekly; Converse • 1977-  
78: AP; Basketball Weekly;  
Citizen Savings; Converse;  
NABC; Sporting News; UPI;  
USBWA




**Jerome Whitehead**  
1977-78  
Converse; NABC




**Sam Worthen • 1978-79**  
Basketball Weekly  
(2nd team) 1979-80:  
Basketball Weekly  
(2nd team); Medalist;  
Playboy; Sport; UPI (3rd  
team); USBWA



**Glenn "Doc" Rivers**  
1981-82  
Converse  
1982-83  
AP, UPI (honorable men-  
tion)



**Tony Smith • 1989-90**  
AP (honorable men-  
tion); Basketball  
Weekly; Sporting  
News; UPI



**Tony Miller • 1991-92**  
Basketball Weekly  
All Freshmen (5th  
team)




**Roney Eford • 1992-93**  
Basketball Weekly  
All-Freshmen (5th team)



**Jim McIlvaine • 1993-94**  
AP (honorable mention)



**Dwyane Wade • 2001-02**  
AP (Honorable Mention)  
2002-03: AP; Sporting News;  
USBWA; ESPN.com  
Basketball Times;  
FOXSPORTS.com; CNN.com  
(1st team)



**Travis Diener • 2004-05**  
AP (Honorable Mention)

100

MARQUETTE ALL-AMERICANS





# M CLUB HALL OF FAME

## Class of 1972

Joseph (Red) Dunn - Football; Conrad Jennings - Men's Track and Field Coach, Athletic Director; Donald Kojis - Men's Basketball; Donald McFayden - Hockey; Ralph Metcalfe - Men's Track and Field; Gene Ronzani - Men's Basketball, Football, Men's Track and Field

## Class of 1974

Raymond Buivid - Football; J. Edward Mullen - Men's Basketball; Melvin "Bus" Shimek - Men's Track and Field, Men's Track and Field Coach; John Sisk - Football, Men's Track and Field; Kenneth Wiesner - Men's Basketball, Men's Track and Field

## Class of 1980

Robert Allen - Men's Track and Field; John Bennett - Men's Track and Field; Eugene Berce - Men's Basketball; Al McGuire - Athletic Director, Men's Basketball Coach; George Thompson - Men's Basketball; Robert Weingart - Athletic Trainer

## Class of 1985

Ronald Drzewiecki - Football; Barney Karpfinger - Wrestling, Wrestling Coach; Ernest Kukla - Football, Men's Basketball, Men's Track and Field; Alfred "Butch" Lee - Men's Basketball

## Class of 1988

William Chandler - Men's Basketball Coach; Ward Cuff - Football, Men's Track and Field; Dr. Charles Eichenberger - Team Physician; Maurice "Bo" Ellis - Men's Basketball; Arthur Krueger - Football; Dean Meminger - Men's Basketball; Charles Mulcahy - Men's Tennis

## Class of 1991

Men's Basketball 1977 National Championship Team; George Andrie - Football; Kathy Andrykowski - Women's Basketball, Volleyball; Frank Glaser - Men's Basketball; Men's Track and Field; Hayden Knight - Men's Soccer; Stan Lowe - Athletic Director; Maurice Lucas - Men's Basketball; Frank Murray - Football Coach, Men's Basketball Coach

## Class of 1996

Women's Cross Country 1982 National Championship Team; Harlow Hellstrom - Wrestling, Wrestling Coach; Ray Kuffel - Men's Basketball, Football; Terry Rand - Men's Basketball; Hank Raymonds - Athletic Director, Men's Basketball Coach; John Rydeski - Men's Track and Field; Julie Sievers - Women's Basketball; Katie Webb - Women's Cross Country, Women's Track and Field

## Class of 1999

Men's Basketball 1970 NIT Championship Team; Keith Hanson - Men's Cross Country, Men's Track and Field; Clare Look - Women's Track and Field, Women's Tennis; Fred McGaver - Wrestling; Milt Trost - Football, Men's Track and Field; Dave Uhrich - Men's Cross Country, Men's Track and Field; Barb Vanlieshout - Women's Tennis

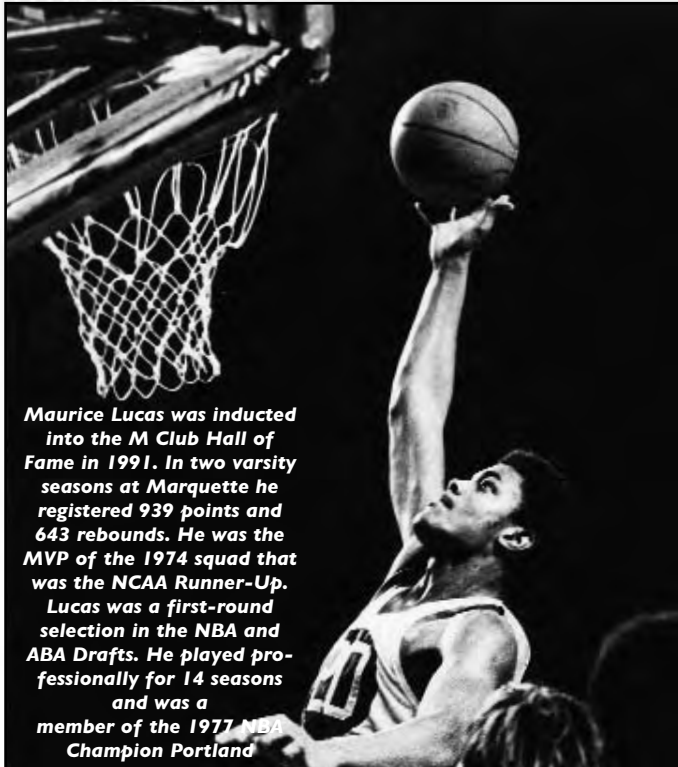
## Class of 2004

Phil Buerk - Wrestling; Jim Chones - Men's Basketball; Ed Hoyle - Track & Field; Kristen Maskala - Women's Basketball; Glenn "Doc" Rivers - Men's Basketball; Tat Shiely - Women's Basketball & Volleyball, Athletic Administration; Earl Tatum - Men's Basketball

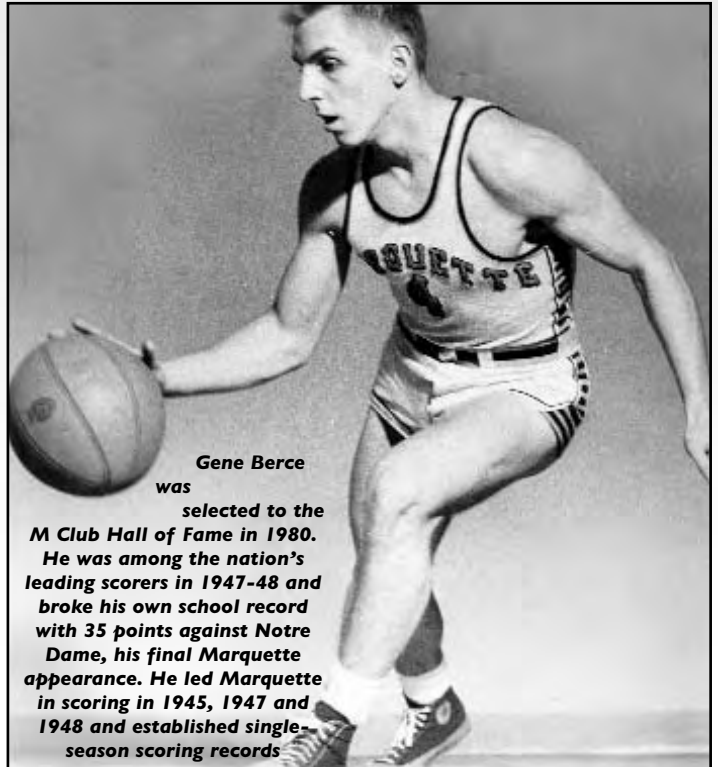




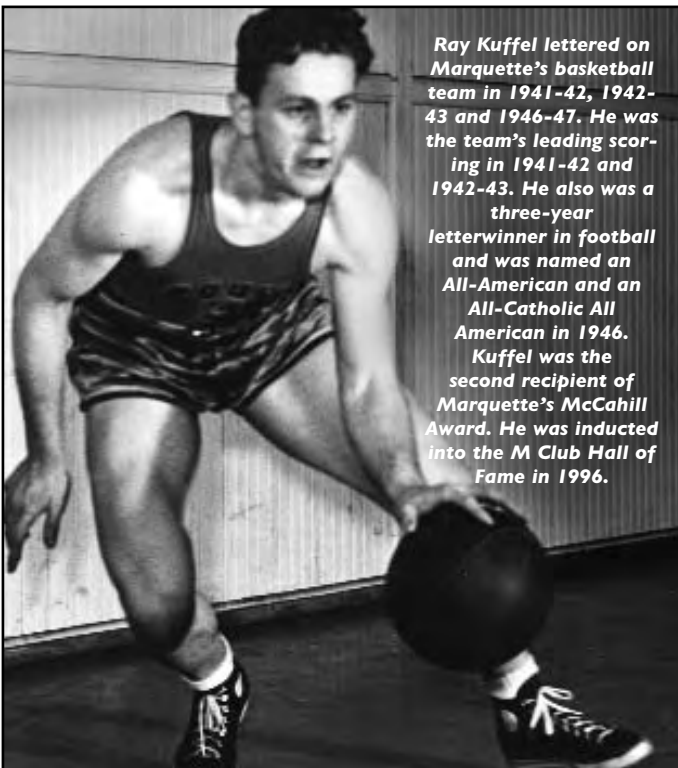
# M CLUB HALL OF FAME




*Maurice Lucas was inducted into the M Club Hall of Fame in 1991. In two varsity seasons at Marquette he registered 939 points and 643 rebounds. He was the MVP of the 1974 squad that was the NCAA Runner-Up. Lucas was a first-round selection in the NBA and ABA Drafts. He played professionally for 14 seasons and was a member of the 1977 NBA Champion Portland*



*Gene Berce was selected to the M Club Hall of Fame in 1980. He was among the nation's leading scorers in 1947-48 and broke his own school record with 35 points against Notre Dame, his final Marquette appearance. He led Marquette in scoring in 1945, 1947 and 1948 and established single-season scoring records each year.*



*Ray Kuffel lettered on Marquette's basketball team in 1941-42, 1942-43 and 1946-47. He was the team's leading scoring in 1941-42 and 1942-43. He also was a three-year letterwinner in football and was named an All-American and an All-Catholic All American in 1946. Kuffel was the second recipient of Marquette's McCahill Award. He was inducted into the M Club Hall of Fame in 1996.*

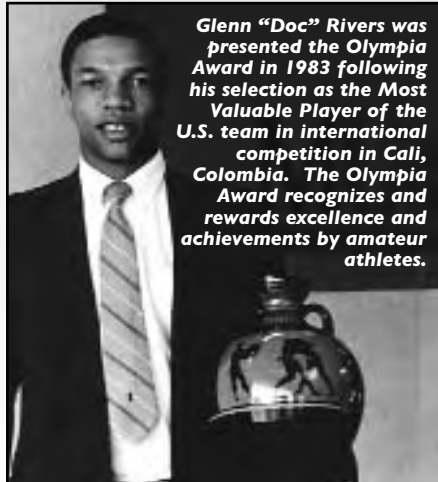


*Gene Ronzani was Marquette's first nine-time letterwinner and was a member of the M Club Hall of Fame's inaugural class. He captained the 1933 basketball team and led the cagers to a 40-15 record during his three seasons. He was a member of Marquette's undefeated football team in 1930 and held the*





# AWARDS



*Glenn "Doc" Rivers was presented the Olympia Award in 1983 following his selection as the Most Valuable Player of the U.S. team in international competition in Cali, Colombia. The Olympia Award recognizes and rewards excellence and achievements by amateur athletes.*

## NATIONAL AWARDS

Basketball Weekly Player of the Year Award  
Butch Lee - 1977-78

Henry Iba Corinthian Award  
(nation's top defensive player)  
Jim McIlvaine - 1993-94

Naismith Award  
(United Press International  
Player of the Year)  
Butch Lee - 1977-78

Rupp Award  
(Associated Press Player  
of the Year Award)



*Butch Lee is shown here receiving the 1978 Naismith*

## McCahill Award

The McCahill Award is presented annually to the Marquette senior athlete from the previous year who has demonstrated the highest performance in scholarship, leadership and athletics. It is awarded by the William J. McCahill, Sr., family in honor of their son, Captain Robert L. McCahill, a former Marquette athlete who gave his life for his country on Iwo Jima during World War II.

Year	Athlete	Sport(s)
1946	William Chandler	Men's basketball
1947	Raymond Kuffel	Men's basketball
1948	Charles Schuette	Football; Men's track and field
1949	Joseph Gagliardo	Football
1950	Allan Molgaard	Football
1951	Richard Schmandt	Men's track and field
1952	Daniel Makowski	Football
1953	James Tobias	Football
1954	John Bennett	Men's track and field
1955	Russell Wittberger	Men's basketball
1956	David Donarski	Football
1957	Robert Walczak	Men's basketball
1958	Edward Hoyle	Men's track and field
1959	Charles Mulcahy	Men's tennis
1960	Frank Mestnik	Football
1961	Donald Kojis	Men's basketball
1962	No award given	
1963	Ronald Glaser	Men's basketball
1964	Robert Hornak	Men's basketball
1965	Richard Andrews	Wrestling
1966	Thomas Flynn	Men's basketball; Men's track and field
1967	Robert Wolf	Men's basketball
1968	Philip Buerk	Wrestling
1969	George Thompson	Men's basketball
1970	Ric Cobb	Men's basketball
1971	Dean Meminger	Men's basketball
1972	Charles Besser	Golf
1973	Allie McGuire	Men's basketball
1974	David Lugert	Men's soccer
1975	Richard Rock	Men's soccer
1976	Peter Glaeser	Men's track and field
1977	Michael Jarecki	Wrestling
1978	Butch Lee	Men's basketball
1979	Michael Banaham	Men's soccer
1980	Kathy Andrykowski	Women's basketball; Volleyball

Year	Athlete	Sport(s)
1981	John Rydeski	Men's track and field
1982	Linda Raymonds	Women's tennis
1983	Steve Pribramsky	Men's track and field
1984	Laurie Hottinger	Women's cross country; Women's track and field
	Marc Marotta	Men's basketball
1985	Patrick Sorrentino	Men's soccer
1986	Keith Hanson	Men's cross country; Men's track and field
1987	Jim Schmitz	Wrestling
1988	Clare Look-Jaeger	Women's track and field; Women's tennis
1989	Peter Bandettini	Men's track and field
1990	Meg Mulcahy	Women's tennis
1991	Sherri Goll	Volleyball
1992	Peppur Chambers	Women's track and field
1993	Christine Spindler	Women's track and field
1994	Kristen Maskala Jim McIlvaine	Women's basketball Men's basketball
1995	Christine Kennedy Chago Navarro	Women's basketball Men's cross country; Men's track and field
1996	Jane Richards	Women's track and field
1997	Christy Rice	Women's cross country; Women's track and field
	Scott Ziemba	Men's soccer
1998	Martha Meyer	Volleyball
1999	Joy Krekelberg	Women's track and field
2000	Kelly Roethe Lisa Oldenburg	Women's soccer Women's basketball
2001	Brian Wardle Rhegan Hyppio	Men's basketball Women's soccer
2002	Joe Herington	Men's track and field; Men's cross country
	Kristi Johnson	Women's basketball
2003	Kate Gordon	Women's Soccer
2004	Susan Barth	Women's track and field



# MARQUETTE ALL-TIME LEADING SCORERS



Name/Season	Games	FG-FGA	3FG-3FGA	FT-FTA	Pts.	Avg.
<b>1. George Thompson</b>						
1966-67	29	200-400		123-187	523	18.0
1967-68	29	252-507		160-247	664	22.9
1968-69	29	206-443		174-240	586	20.2
<b>TOTALS</b>	<b>87</b>	<b>658-1350</b>		<b>457-674</b>	<b>1773</b>	<b>20.4</b>




<b>2. Butch Lee</b>						
1974-75	26	85-188		45-56	215	8.3
1975-76	29	160-354		77-98	397	13.7
1976-77	32	239-501		150-172	628	19.6
1977-78	28	182-360		131-149	495	17.7
<b>TOTALS</b>	<b>115</b>	<b>666-1403</b>		<b>403-475</b>	<b>1735</b>	<b>15.1</b>



<b>3. Travis Diener</b>						
2001-02	33	77-179	57-129	51-67	262	7.9
2002-03	33	124-313	69-190	74-91	391	11.8
2003-04	31	179-424	90-200	136-154	584	18.8
2004-05	23	131-312	68-168	124-148	454	19.7
<b>TOTALS</b>	<b>120</b>	<b>511-1228</b>	<b>284-687</b>	<b>385-460</b>	<b>1691</b>	<b>14.1</b>



<b>4. Brian Wardle</b>						
1997-98	31	109-306	46-157	55-71	319	10.3
1998-99	28	118-311	36-101	73-88	345	12.3
1999-00	29	169-380	50-125	94-120	482	16.6
2000-01	29	175-433	65-170	129-154	544	18.8
<b>TOTALS</b>	<b>117</b>	<b>571-1430</b>	<b>197-553</b>	<b>351-433</b>	<b>1690</b>	<b>14.4</b>



<b>5. Tony Smith</b>						
1986-87	29	86-161	1-3	61-81	234	8.1
1987-88	28	136-260	7-19	88-119	367	13.1
1988-89	28	153-275	8-12	84-115	398	14.2
1989-90	29	240-485	36-87	173-202	689	23.8
<b>TOTALS</b>	<b>114</b>	<b>615-1181</b>	<b>52-121</b>	<b>406-517</b>	<b>1688</b>	<b>14.8</b>



<b>6. Bo Ellis</b>						
1973-74	31	167-312		44-61	378	12.2
1974-75	27	174-359		93-135	441	16.3
1975-76	29	141-333		63-85	345	11.9
1976-77	32	192-379		115-153	499	15.6
<b>TOTALS</b>	<b>119</b>	<b>674-1383</b>		<b>315-434</b>	<b>1663</b>	<b>14.0</b>



<b>7. Damon Key</b>						
1990-91	29	151-294	1-6	80-98	383	13.2
1991-92	28	146-253	0-1	90-119	382	13.6
1992-93	27	136-264	2-6	93-107	367	13.6
1993-94	33	194-418	12-30	115-157	515	15.6
<b>TOTALS</b>	<b>117</b>	<b>627-1229</b>	<b>15-45</b>	<b>378-481</b>	<b>1647</b>	<b>14.1</b>



<b>8. Dean Meminger</b>						
1968-69	29	172-409		131-233	475	16.4
1969-70	29	184-400		178-279	546	18.8
1970-71	29	216-425		184-250	616	21.2
<b>TOTALS</b>	<b>87</b>	<b>572-1234</b>		<b>493-762</b>	<b>1637</b>	<b>18.8</b>



1-ND

MU ALL-TIME LEADING SCORERS





Name/Season	Games	FG-FGA	3FG-3FGA	FT-FTA	Pts.	Avg.
<b>9. Trevor Powell</b>						
1987-88	27	139-264	0-0	44-69	322	11.9
1988-89	28	184-349	0-1	55-102	423	15.1
1989-90	29	192-375	0-0	99-137	483	16.7
1990-91	28	142-243	0-0	59-101	343	12.3
<b>TOTALS</b>	<b>112</b>	<b>657-1231</b>	<b>0-1</b>	<b>257-409</b>	<b>1571</b>	<b>14.0</b>
<b>10. Don Kojis</b>						
1958-59	29	152-383		99-174	403	13.9
1959-60	25	219-481		85-142	523	20.9
1960-61	27	232-536		114-174	578	21.4
<b>TOTALS</b>	<b>81</b>	<b>603-1400</b>		<b>298-490</b>	<b>1504</b>	<b>18.6</b>
<b>11. Bob Wolf</b>						
1964-65	26	123-312		126-179	372	14.3
1965-66	26	215-457		143-198	573	22.0
1966-67	29	205-427		124-172	534	18.4
<b>TOTALS</b>	<b>81</b>	<b>543-1196</b>		<b>393-549</b>	<b>1479</b>	<b>18.3</b>
<b>12. Roney Eford</b>						
1992-93	28	108-237	29-68	62-78	307	11.0
1993-94	33	126-302	39-96	48-70	339	10.3
1994-95	33	154-367	49-132	79-119	436	13.2
1995-96	31	146-346	33-94	64-85	389	12.5
<b>TOTALS</b>	<b>125</b>	<b>524-1252</b>	<b>150-390</b>	<b>253-352</b>	<b>1471</b>	<b>11.8</b>
<b>13. Aaron Hutchins</b>						
1994-95	33	55-134	26-72	44-61	180	5.5
1995-96	31	136-363	71-192	90-106	433	14.0
1996-97	31	145-347	65-184	60-86	415	13.4
1997-98	27	137-310	59-144	78-94	411	15.2
<b>TOTALS</b>	<b>122</b>	<b>473-1154</b>	<b>221-592</b>	<b>272-347</b>	<b>1439</b>	<b>11.8</b>
<b>14. Mike Moran</b>						
1956-57	23	170-400		130-192	470	20.4
1957-58	21	134-295		91-127	359	17.1
1958-59	29	195-413		136-206	526	18.1
<b>TOTALS</b>	<b>73</b>	<b>499-1108</b>		<b>357-525</b>	<b>1355</b>	<b>18.6</b>
<b>15. Russ Wittberger</b>						
1951-52	25	122-*		55-88	299	12.0
1952-53	24	161-360		143-199	465	19.4
1953-54	25	118-275		91-127	327	13.1
1954-55	26	95-217		72-115	262	10.1
<b>TOTALS</b>	<b>100</b>	<b>496-*</b>		<b>361-529</b>	<b>1353</b>	<b>13.5</b>
<b>16. Cordell Henry</b>						
1998-99	29	66-199	27-84	50-65	209	7.2
1999-00	29	91-255	34-109	48-60	264	9.1
2000-01	29	134-305	30-95	76-105	374	12.9
2001-02	33	181-396	50-133	88-106	500	15.2
<b>TOTALS</b>	<b>120</b>	<b>472-1155</b>	<b>141-421</b>	<b>262-336</b>	<b>1347</b>	<b>11.2</b>
<b>17. Ron Glaser</b>						
1960-61	27	150-371		94-124	394	14.6
1961-62	26	162-380		102-127	426	16.4
1962-63	29	203-417		104-139	510	17.6
<b>TOTALS</b>	<b>82</b>	<b>515-1168</b>		<b>300-390</b>	<b>1330</b>	<b>16.2</b>




MU ALL-TIME LEADING SCORERS



Name/Season	Games	FG-FGA	3FG-3FGA	FT-FTA	Pts.	Avg.
<b>18. Terry Rand</b>						
1953-54	26	152-232		91-146	395	15.2
1954-55	27	158-425		112-180	428	15.9
1955-56	24	177-387		132-205	486	20.3
<b>TOTALS</b>	<b>77</b>	<b>487-1044</b>		<b>335-531</b>	<b>1309</b>	<b>17.0</b>



<b>19. Michael Wilson</b>						
1978-79	29	70-170		28-44	168	5.8
1979-80	27	97-216		36-49	230	8.5
1980-81	31	158-289		69-89	385	12.4
1981-82	32	201-395		114-159	516	16.1
<b>TOTALS</b>	<b>119</b>	<b>526-1070</b>		<b>247-341</b>	<b>1299</b>	<b>10.9</b>



<b>20. Tom Flynn</b>						
1963-64	26	189-457		72-112	450	17.3
1964-65	26	162-430		106-149	430	16.5
1965-66	26	153-385		96-137	402	15.5
<b>TOTALS</b>	<b>78</b>	<b>504-1272</b>		<b>274-398</b>	<b>1282</b>	<b>16.4</b>



<b>21. Dwyane Wade</b>						
2001-02	33	223-458	18-52	107-155	571	17.8
2002-03	33	251-501	14-44	194-249	710	21.5
<b>TOTALS</b>	<b>66</b>	<b>474-959</b>	<b>32-96</b>	<b>301-404</b>	<b>1281</b>	<b>19.7</b>




<b>22. Jim McIlvaine</b>						
1990-91	28	84-145	0-0	55-92	223	8.0
1991-92	29	102-187	0-0	95-126	299	10.3
1992-93	28	111-192	0-0	85-119	307	11.0
1993-94	33	170-322	0-0	109-164	449	13.6
<b>TOTALS</b>	<b>118</b>	<b>467-846</b>	<b>0-0</b>	<b>344-501</b>	<b>1278</b>	<b>10.8</b>



<b>23. Anthony Pieper</b>						
1993-94	33	52-139	30-93	29-39	163	4.9
1994-95	33	129-339	73-195	100-135	431	13.1
1995-96	30	111-268	62-162	64-77	348	11.6
1996-97	26	100-230	46-114	46-60	292	11.2
<b>TOTALS</b>	<b>122</b>	<b>392-986</b>	<b>211-564</b>	<b>239-311</b>	<b>1234</b>	<b>10.1</b>




<b>Glenn "Doc" Rivers</b>						
1980-81	31	182-329		70-119	434	14.0
1981-82	29	173-382		70-108	416	14.3
1982-83	29	163-373		58-95	384	13.2
<b>TOTALS</b>	<b>89</b>	<b>518-1084</b>		<b>198-322</b>	<b>1234</b>	<b>13.9</b>



<b>Earl Tatum</b>						
1972-73	16	10-26		4-5	24	1.5
1973-74	31	136-293		40-67	312	10.1
1974-75	27	156-325		55-76	367	13.6
1975-76	29	241-493		49-64	531	18.3
<b>TOTALS</b>	<b>103</b>	<b>543-1137</b>		<b>148-212</b>	<b>1234</b>	<b>12.0</b>



<b>26. Oliver Lee</b>						
1977-78	26	36-75		18-25	90	3.5
1978-79	26	70-124		36-41	176	6.8
1979-80	26	181-363		51-64	413	15.9
1980-81	31	232-458		84-99	548	17.7
<b>TOTALS</b>	<b>109</b>	<b>519-1020</b>		<b>189-229</b>	<b>1227</b>	<b>11.3</b>





<b>27. Kerry Trotter</b>						
1982-83	29	57-120		27-39	141	4.9
1983-84	30	127-279		57-79	311	10.4
1984-85	29	142-286		76-94	360	12.4
1985-86	30	152-331		105-131	409	13.6
<b>TOTALS</b>	<b>118</b>	<b>478-1016</b>		<b>265-343</b>	<b>1221</b>	<b>10.3</b>





Name/Season	Games	FG-FGA	3FG-3FGA	FT-FTA	Pts.	Avg
<b>28. Robb Logterman</b>						
1990-91	29	103-267	54-148	51-61	311	10.7
1991-92	29	124-257	69-155	39-55	356	12.3
1992-93	28	61-164	46-124	32-39	200	7.1
1993-94	33	109-244	75-168	41-49	334	10.1
<b>TOTALS</b>	<b>119</b>	<b>397-932</b>	<b>244-595</b>	<b>163-204</b>	<b>1201</b>	<b>10.1</b>
<b>29. Bernard Toone</b>						
1975-76	29	63-110		33-39	159	5.5
1976-77	32	57-139		27-38	141	4.4
1977-78	28	119-235		22-32	260	9.3
1978-79	29	236-483		71-83	543	18.7
<b>TOTALS</b>	<b>118</b>	<b>478-1016</b>		<b>265-343</b>	<b>1103</b>	<b>9.3</b>
<b>30. Scott Merritt</b>						
2000-01	29	61-142	3-10	48-67	434	14.0
2001-02	33	65-142	0-3	65-89	416	14.3
2002-03	33	119-253	1-10	94-121	333	10.1
2003-04	31	122-271	2-6	102-144	348	11.2
<b>TOTALS</b>	<b>126</b>	<b>367-808</b>	<b>6-29</b>	<b>309-421</b>	<b>1049</b>	<b>8.3</b>
<b>31. Chris Crawford</b>						
1993-94	18	9-25	6-13	9-13	33	1.8
1994-95	33	72-163	17-45	43-67	204	6.2
1995-96	31	118-280	29-84	83-116	348	11.2
1996-97	31	165-352	33-86	100-130	463	14.9
<b>TOTALS</b>	<b>113</b>	<b>360-820</b>	<b>85-228</b>	<b>235-326</b>	<b>1048</b>	<b>9.3</b>
<b>32. Rube Schulz</b>						
1951-52	23	34-*		27-41	95	4.1
1952-53	24	75-199		103-140	253	10.5
1953-54	26	96-273		110-148	302	11.6
1954-55	27	121-296		150-203	392	14.5
<b>TOTALS</b>	<b>100</b>	<b>326-*</b>		<b>390-532</b>	<b>1042</b>	<b>10.4</b>
<b>33. Ron Curry</b>						
1990-91	27	119-257	17-46	57-86	312	11.6
1991-92	29	138-233	1-2	47-76	324	11.2
1992-93	28	164-303	2-9	74-100	404	14.4
<b>TOTALS</b>	<b>84</b>	<b>421-793</b>	<b>20-57</b>	<b>178-262</b>	<b>1040</b>	<b>12.4</b>
<b>34. Dwayne Johnson</b>						
1981-82	30	101-200		47-77	249	8.3
1982-83	29	146-294		66-95	358	12.3
1983-84	30	177-345		66-107	420	14.0
<b>TOTALS</b>	<b>89</b>	<b>424-839</b>		<b>179-279</b>	<b>1027</b>	<b>11.6</b>
<b>Tony Miller</b>						
1991-92	29	59-167	28-77	39-76	185	6.4
1992-93	28	73-176	46-98	55-82	247	8.8
1993-94	33	76-221	41-120	46-86	239	7.2
1994-95	33	113-340	63-187	67-118	356	10.8
<b>TOTALS</b>	<b>123</b>	<b>321-904</b>	<b>178-482</b>	<b>207-362</b>	<b>1027</b>	<b>8.3</b>
<b>36. Steve Novak</b>						
2003-04	33	67-133	55-109	31-33	220	6.7
2004-05	31	118-290	89-207	62-68	387	12.5
2005-06	31	127-278	89-193	76-84	419	13.5
<b>TOTALS</b>	<b>95</b>	<b>312-701</b>	<b>233-509</b>	<b>169-185</b>	<b>1026</b>	<b>10.8</b>
<b>37. Lloyd Walton</b>						
1973-74	31	119-282		54-69	292	9.4
1974-75	27	168-369		71-90	407	15.1
1975-76	29	131-308		45-57	307	10.6
<b>TOTALS</b>	<b>87</b>	<b>418-959</b>		<b>170-216</b>	<b>1006</b>	<b>11.5</b>

\*not available





## MARQUETTE ALL-TIME LEADING REBOUNDERS

Name/Season	G	Reb.	Avg.	Name/Season	G	Reb.	Avg.
<b>1. Don Kojis</b>				<b>10. Amal McCaskill</b>			
1958-59	29	376	13.0	1991-92	15	47	3.1
1959-60	25	384	15.4	1993-94	33	108	3.3
1960-61	27	462	17.1	1994-95	33	279	8.5
<b>TOTALS</b>	<b>81</b>	<b>1222</b>	<b>15.1</b>	1995-96	30	266	8.9
<b>2. Bo Ellis</b>				<b>TOTALS</b>	<b>111</b>	<b>700</b>	<b>6.3</b>
1973-74	31	264	8.5	<b>11. Roney Eford</b>			
1974-75	27	284	10.5	1992-93	28	117	4.2
1975-76	29	271	9.3	1993-94	33	206	6.2
1976-77	32	266	8.3	1994-95	33	213	6.5
<b>TOTALS</b>	<b>119</b>	<b>1085</b>	<b>9.1</b>	1995-96	31	160	5.2
<b>3. Terry Rand</b>				<b>TOTALS</b>	<b>125</b>	<b>697</b>	<b>5.6</b>
1953-54	26	268	10.3	<b>12. George Thompson</b>			
1954-55	27	396	14.7	1966-67	29	209	7.2
1955-56	24	314	13.1	1967-68	29	249	8.6
<b>TOTALS</b>	<b>77</b>	<b>978</b>	<b>12.7</b>	1968-69	29	230	7.9
<b>4. Walt Mangham</b>				<b>TOTALS</b>	<b>87</b>	<b>688</b>	<b>7.9</b>
1957-58	22	225	10.2	<b>13. Scott Merritt</b>			
1958-59	29	372	12.8	2000-01	29	104	3.6
1959-60	25	341	13.6	2001-02	33	145	4.4
<b>TOTALS</b>	<b>76</b>	<b>938</b>	<b>12.3</b>	2002-03	33	218	6.6
<b>5. Tom Flynn</b>				2003-04	31	220	7.1
1963-64	26	264	10.2	<b>TOTALS</b>	<b>126</b>	<b>687</b>	<b>5.5</b>
1964-65	26	273	10.5	<b>14. Jerome Whitehead</b>			
1965-66	26	234	9.0	1975-76	29	186	6.4
<b>TOTALS</b>	<b>78</b>	<b>771</b>	<b>9.9</b>	1976-77	32	262	8.2
<b>6. Paul Carbins</b>				1977-78	28	232	8.3
1963-64	8	35	4.4	<b>TOTALS</b>	<b>89</b>	<b>680</b>	<b>7.6</b>
1964-65	26	305	11.7	<b>15. Jim McIlvaine</b>			
1965-66	26	297	11.4	1990-91	28	132	4.7
1966-67	19	131	6.9	1991-92	29	134	4.6
<b>TOTALS</b>	<b>79</b>	<b>768</b>	<b>9.7</b>	1992-93	28	134	4.8
<b>7. Trevor Powell</b>				1993-94	33	273	8.3
1987-88	27	161	6.0	<b>TOTALS</b>	<b>118</b>	<b>673</b>	<b>5.7</b>
1988-89	28	175	6.3	<b>16. Mike Moran</b>			
1989-90	29	225	7.8	1956-57	23	256	11.1
1990-91	28	204	7.3	1957-58	21	185	8.8
<b>TOTALS</b>	<b>112</b>	<b>765</b>	<b>6.8</b>	1958-59	29	229	7.9
<b>8. John Glaser</b>				<b>TOTALS</b>	<b>73</b>	<b>670</b>	<b>9.2</b>
1955-56	24	182	7.6	<b>17. Dave Erickson</b>			
1956-57	25	349	14.0	1960-61	27	190	7.0
1957-58	22	222	10.1	1961-62	26	211	8.1
<b>TOTALS</b>	<b>71</b>	<b>753</b>	<b>10.6</b>	1962-63	28	247	8.8
<b>9. Damon Key</b>				<b>TOTALS</b>	<b>81</b>	<b>648</b>	<b>8.0</b>
1990-91	29	165	5.7	<b>18. Maurice Lucas</b>			
1991-92	28	159	5.7	1972-73	29	315	10.9
1992-93	27	155	5.7	1973-74	31	328	10.6
1993-94	33	260	7.9	<b>TOTALS</b>	<b>60</b>	<b>643</b>	<b>10.7</b>
<b>TOTALS</b>	<b>117</b>	<b>739</b>	<b>6.39</b>				

174

MU ALL-TIME LEADING REBOUNDERS





Name/Season	G	Reb.	Avg.	Name/Season	G	Reb.	Avg.
<b>19. Marc Marotta</b>				<b>Earl Tatum</b>			
1980-81	30	89	3.0	1972-73	16	19	1.2
1981-82	31	136	4.4	1973-74	31	158	5.1
1982-83	29	175	6.0	1974-75	27	182	6.7
1983-84	30	212	7.1	1975-76	29	204	7.0
<b>TOTALS</b>	<b>120</b>	<b>612</b>	<b>5.1</b>	<b>TOTALS</b>	<b>103</b>	<b>563</b>	<b>5.5</b>
<b>20. Joe Thomas</b>				<b>30. Tony Miller</b>			
1967-68	29	105	3.6	1991-92	29	128	4.4
1968-69	29	256	8.8	1992-93	28	116	4.1
1969-70	29	246	8.5	1993-94	33	162	4.9
<b>TOTALS</b>	<b>87</b>	<b>607</b>	<b>7.0</b>	1994-95	33	155	4.7
<b>21. Rube Schulz</b>				<b>TOTALS</b>			
1951-52	23	*	*	<b>123</b>	<b>561</b>	<b>3.5</b>	
1952-53	24	168	7.0	<b>31. Faisal Abraham</b>			
1953-54	26	216	8.3	1993-94	28	41	1.5
1954-55	27	214	7.9	1994-95	33	166	5.0
<b>TOTALS</b>	<b>100</b>	<b>598</b>	<b>*</b>	1995-96	31	156	5.0
<b>22. Ron Curry</b>				<b>TOTALS</b>			
1990-91	27	163	6.0	1996-97	30	195	6.5
1991-92	29	208	7.2	<b>122</b>	<b>558</b>	<b>4.6</b>	
1992-93	28	226	8.1	<b>32. Tom Copa</b>			
<b>TOTALS</b>	<b>84</b>	<b>597</b>	<b>7.1</b>	1983-84	30	134	4.5
<b>23. Jim Chones</b>				<b>TOTALS</b>			
1970-71	29	333	11.5	1984-85	31	171	5.5
1971-72	21	250	11.9	1985-86	30	121	4.0
<b>TOTALS</b>	<b>50</b>	<b>583</b>	<b>11.7</b>	1986-87	29	132	4.6
<b>24. Oluoma Nnamaka</b>				<b>TOTALS</b>			
1998-99	25	123	4.9	<b>120</b>	<b>558</b>	<b>4.7</b>	
1999-00	24	161	6.7	<b>33. Brian Brunkhorst</b>			
2000-01	29	152	5.2	1965-66	26	166	6.4
2001-02	33	142	4.3	1966-67	29	226	7.8
<b>TOTALS</b>	<b>111</b>	<b>578</b>	<b>5.2</b>	1967-68	26	162	6.2
<b>25. Russ Wittberger</b>				<b>TOTALS</b>			
1951-52	26	*	*	<b>81</b>	<b>554</b>	<b>6.8</b>	
1952-53	24	205	8.5	<b>34. Larry McNeill</b>			
1953-54	25	206	8.2	1971-72	29	266	9.2
1954-55	26	166	6.4	1972-73	29	288	9.9
<b>TOTALS</b>	<b>101</b>	<b>577</b>	<b>*</b>	<b>58</b>	<b>554</b>	<b>9.6</b>	
<b>26. David Boone</b>				<b>35. Ric Cobb</b>			
1985-86	30	319	10.6	1968-69	29	281	9.7
1986-87	29	256	8.8	1969-70	29	264	9.1
<b>TOTALS</b>	<b>59</b>	<b>575</b>	<b>9.7</b>	<b>58</b>	<b>545</b>	<b>9.4</b>	
<b>27. Kerry Trotter</b>				<b>36. Gerry Hopfensperger</b>			
1982-83	29	78	2.7	1954-55	27	176	6.5
1983-84	30	119	4.0	1955-56	24	137	5.7
1984-85	29	179	6.2	1956-57	25	194	7.8
1985-86	30	193	6.4	<b>76</b>	<b>508</b>	<b>6.7</b>	
<b>TOTALS</b>	<b>118</b>	<b>569</b>	<b>4.8</b>	<b>37. Gary Brell</b>			
<b>28. Bob Hornak</b>				1969-70			
1960-61	27	151	5.6	1970-71	29	243	8.4
1961-62	26	204	7.8	<b>58</b>	<b>502</b>	<b>8.7</b>	
1962-63	27	208	7.7	<b>TOTALS</b>			
<b>TOTALS</b>	<b>80</b>	<b>563</b>	<b>7.0</b>	*not available			





# ALL-TIME CAREER LEADERS

## Games Played

1.	126	Scott Merritt	2000-04
2.	125	Roney Elford	1992-96
3.	123	Tony Miller	1991-95
4.	122	Aaron Hutchins	1994-98
	122	Faisal Abraham	1993-97
	122	Anthony Pieper	1993-97
	122	Mandy Johnson	1981-85
8.	120	Travis Diener	2001-05
	120	Cordell Henry	1998-02
	120	Tom Copa	1983-87
	120	Marc Marotta	1980-84
12.	119	Robb Logterman	1990-94
	119	Michael Wilson	1978-82
	119	Bo Ellis	1973-77

## Points

1.	1773	George Thompson	1966-69
2.	1735	Butch Lee	1974-78
3.	1691	Travis Diener	2001-05
4.	1690	Brian Wardle	1997-01
5.	1688	Tony Smith	1986-90
6.	1663	Bo Ellis	1973-77
7.	1647	Damon Key	1990-94
8.	1637	Dean Meminger	1968-71
9.	1571	Trevor Powell	1987-91
10.	1504	Don Kojis	1958-61

## Scoring Average

1.	20.4	George Thompson	1966-69
2.	19.7	Dwyane Wade	2001-03
3.	19.0	Jim Chones	1970-72
4.	18.8	Dean Meminger	1968-71
5.	18.6	Don Kojis	1958-61
6.	18.6	Mike Morgan	1956-59
7.	18.3	Bob Wolf	1964-67
8.	17.0	Terry Rand	1953-56
9.	16.4	Tom Flynn	1963-66
10.	16.2	Ron Glazer	1960-63

## Field Goals Made

1.	674	Bo Ellis	1973-77
2.	666	Butch Lee	1974-78
3.	656	George Thompson	1966-69
4.	627	Damon Key	1990-94
5.	615	Tony Smith	1987-90
6.	603	Don Kojis	1958-61
7.	572	Dean Meminger	1968-71
8.	571	Brian Wardle	1997-01
9.	543	Earl Tatum	1972-76
	543	Bob Wolf	1964-67

## Field Goals Attempted

1.	1430	Brian Wardle	1997-01
2.	1403	Butch Lee	1974-78
3.	1400	Don Kojis	1958-61
4.	1383	Bo Ellis	1973-77
5.	1350	George Thompson	1966-69
6.	1272	Tom Flynn	1963-66
7.	1252	Roney Eford	1992-96
8.	1234	Dean Meminger	1968-71
9.	1231	Trevor Powell	1987-91
10.	1229	Damon Key	1990-94

## Field Goal Percentage (min. 450 FGA)

1.	58.8%	Ric Cobb	1968-70
2.	55.2%	Jim McLvaine	1990-94
3.	54.8%	Jerome Whitehead	1975-78
4.	54.7%	Jim Chones	1970-72
5.	54.5%	Amal McCaskill	1991-92, 93-96
6.	53.4%	Tyrone Baldwin	1988-90
7.	53.1%	Ron Curry	1990-93
8.	52.1%	Trevor Powell	1987-91
9.	52.0%	Tony Smith	1986-71
10.	51.0%	Damon Key	1990-94

## Three-Point Field Goals Made

1.	284	Travis Diener	2001-05
2.	244	Robb Logterman	1990-94
3.	233	Steve Novak	2002-present
4.	221	Aaron Hutchins	1994-98
5.	216	Mark Anglavar	1987-91
6.	211	Anthony Pieper	1993-97
7.	197	Brian Wardle	1997-01
8.	178	Tony Miller	1991-95
9.	169	John Cliff	1996-00
10.	150	Roney Elford	1992-96

## Three-Point Field Goals Attempted

1.	687	Travis Diener	2001-05
2.	595	Robb Logterman	1990-94
3.	592	Aaron Hutchins	1994-98
4.	564	Anthony Pieper	1993-97
5.	553	Brian Wardle	1997-01
6.	509	Steve Novak	2002-present
7.	501	Mark Anglavar	1987-91
8.	486	John Cliff	1996-00
9.	482	Tony Miller	1991-95
10.	421	Cordell Henry	1998-02

## Three-Point Field Goal Percentage (min. 100 3FGA)

1.	45.8%	Steve Novak	2002-present
2.	43.1%	Mark Anglavar	1987-91
3.	42.9%	Tony Smith	1986-90
4.	41.5%	Mike Flory	1986-87, 88-89
5.	41.3%	Travis Diener	2001-05
6.	41.0%	Robb Logterman	1990-94
7.	38.5%	Roney Elford	1992-96
8.	38.3%	David Diggs	1998-02
9.	37.4%	Anthony Pieper	1993-97
10.	37.3%	Aaron Hutchins	1994-98

## Free Throws Made

1.	493	Dean Meminger	1968-71
2.	457	George Thompson	1966-69
3.	406	Tony Smith	1986-90
4.	403	Butch Lee	1974-78
5.	393	Bob Wolf	1964-67
6.	390	Rube Schulz	1951-55
7.	385	Travis Diener	2001-05
8.	378	Damon Key	1990-94
9.	361	Russ Wittberger	1952-55
10.	357	Mike Morgan	1957-59

## Free Throws Attempted

1.	762	Dean Meminger	1968-71
2.	674	George Thompson	1966-69
3.	549	Bob Wolf	1964-67
4.	532	Rube Schulz	1951-55
5.	531	Terry Rand	1953-56
6.	529	Russ Wittberger	1951-55
7.	525	Mike Morgan	1956-59
8.	517	Tony Smith	1986-90
9.	501	Jim McLvaine	1990-94
10.	490	Don Kojis	1958-61

## Free Throw Percentage (min. 200 FTA)

1.	84.8%	Butch Lee	1974-78
2.	83.7%	Travis Diener	2001-05
3.	82.6%	Brian Brunkhorst	1964-68
4.	82.5%	Oliver Lee	1977-81
5.	81.3%	Bob Walczak	1951-52, 54-57
6.	81.1%	Brad Luchini	1965-68
	81.1%	Brian Wardle	1997-01
8.	79.9%	Robb Logterman	1990-94
9.	78.7%	Lloyd Walton	1973-76
10.	78.6%	Damon Key	1990-94

## Rebounds

1.	1222	Don Kojis	1958-61
2.	1085	Bo Ellis	1973-77
3.	978	Terry Rand	1953-56
4.	938	Walt Mangham	1957-60
5.	771	Tom Flynn	1963-66
6.	770	Mike Morgan	1956-59
7.	765	Trevor Powell	1987-91
8.	753	John Glaser	1955-58
9.	739	Damon Key	1990-94
10.	733	Paul Carbins	1964-67

## Rebounding Average

1.	15.1	Don Kojis	1958-61
2.	12.7	Terry Rand	1953-56
3.	12.3	Walt Mangham	1957-60
4.	11.7	Jim Chones	1970-72
5.	10.7	Maurice Lucas	1973-74
6.	10.6	John Glaser	1955-58
7.	10.5	Mike Morgan	1956-59
8.	10.3	Paul Carbins	1964-67
9.	9.9	Tom Flynn	1963-66
10.	9.7	David Boone	1985-87

## Assists

1.	956	Tony Miller	1991-95
2.	617	Travis Diener	2001-05
3.	550	Aaron Hutchins	1994-98
4.	480	Lloyd Walton	1973-76
5.	469	Tony Smith	1986-90
6.	430	Cordell Henry	1998-02
7.	409	Glenn Rivers	1980-83
8.	408	Michael Sims	1984-88
9.	394	Michael Wilson	1978-82
10.	384	Sam Worthen	1978-80

## Blocked Shots

1.	399	Jim McLvaine	1990-94
2.	175	Amal McCaskill	1991-92, 93-96
3.	172	Faisal Abraham	1993-97
4.	119	Michael Wilson	1978-82
5.	113	Scott Merritt	2000-04
6.	103	Walter Downing	1984-86
7.	93	Trevor Powell	1987-91
8.	89	Mike Bargaen	1995-99
9.	84	Tom Copa	1983-87
10.	79	Dwyane Wade	2001-03

## Steals

1.	272	Michael Wilson	1978-82
2.	253	Mandy Johnson	1981-85
3.	203	Glenn Rivers	1980-83
4.	190	Tony Smith	1986-90
5.	188	Michael Sims	1984-88
6.	185	Tony Miller	1991-95
7.	165	Aaron Hutchins	1994-98
8.	158	Travis Diener	2001-05
	158	Kerry Trotter	1982-86
10.	150	Dwyane Wade	2001-03

1-70

MU ALL-TIME CAREER LEADERS







# ALL-TIME SEASON LEADERS

## Points

1.	710	Dwyane Wade	2002-03
2.	689	Tony Smith	1989-90
3.	664	George Thompson	1967-68
4.	628	Butch Lee	1976-77
5.	616	Dean Meminger	1970-71
6.	586	George Thompson	1968-69
7.	584	Travis Diener	2003-04
8.	578	Don Kojis	1960-61
9.	573	Bob Wolf	1965-66
10.	571	Dwyane Wade	2001-02

## Scoring Average

1.	23.8	Tony Smith	1989-90
2.	22.9	George Thompson	1967-68
3.	22.0	Bob Wolf	1965-66
4.	21.5	Dwyane Wade	2002-03
5.	21.4	Don Kojis	1960-61
6.	21.2	Dean Meminger	1970-71
7.	20.9	Don Kojis	1959-60
8.	20.5	Jim Chones	1971-72
9.	20.4	Mike Moran	1956-57
10.	20.3	Terry Rand	1955-56

## Field Goals Made

1.	252	George Thompson	1967-68
2.	251	Dwyane Wade	2002-03
3.	241	Earl Tatum	1975-76
4.	240	Tony Smith	1989-90
5.	239	Butch Lee	1976-77
6.	236	Bernard Toone	1978-79
7.	232	Don Kojis	1960-61
8.	230	Jim Chones	1970-71
9.	223	Dwyane Wade	2001-02
10.	219	Don Kojis	1959-60

## Field Goals Attempted

1.	536	Don Kojis	1960-61
2.	507	George Thompson	1967-68
3.	501	Dwyane Wade	2002-03
4.	501	Butch Lee	1976-77
5.	493	Earl Tatum	1975-76
6.	485	Tony Smith	1989-90
7.	483	Bernard Toone	1978-79
8.	481	Don Kojis	1959-60
9.	458	Dwyane Wade	2001-02
10.	458	Oliver Lee	1980-81

## Field Goal Percentage (min. 230 FGA)

1.	65.5% (152-232)	Terry Rand	1953-54
2.	59.2% (138-233)	Ron Curry	1991-92
3.	57.7% (146-253)	Damon Key	1991-92
4.	57.4% (230-401)	Jim Chones	1970-71
5.	55.7% (191-343)	Robert Jackson	2002-03
6.	55.3% (182-329)	Glenn Rivers	1980-81
7.	54.1% (164-303)	Ron Curry	1992-93
8.	52.8% (170-322)	Jim McIlvane	1993-94
9.	52.7% (184-349)	Trevor Powell	1988-89
10.	52.0% (180-346)	David Boone	1986-87

## Three-Point Field Goals Made

1.	90	Travis Diener	2003-04
2.	89	Steve Novak	2004-05
3.	89	Steve Novak	2003-04
4.	75	Robb Logterman	1993-94
5.	73	Anthony Pieper	1994-95
6.	71	Aaron Hutchins	1995-96
7.	69	Travis Diener	2002-03
8.	69	Robb Logterman	1991-92
9.	68	Travis Diener	2004-05
10.	67	John Cliff	1999-00

## Three-Point Field Goals Attempted

1.	207	Steve Novak	2003-04
2.	200	Travis Diener	2003-04
3.	195	Anthony Pieper	1994-95
4.	193	Steve Novak	2004-05
5.	192	Aaron Hutchins	1995-96
6.	190	Travis Diener	2002-03
7.	187	Tony Miller	1994-95
8.	185	Mark Anglavar	1989-90
9.	184	Aaron Hutchins	1996-97
10.	178	John Cliff	1999-00

## Three-Point Field Goal Percentage (min. 75 3FGA)

1.	53.5% (53-99)	Mark Anglavar	1988-89
2.	50.5% (55-109)	Steve Novak	2002-03
3.	47.4% (55-116)	Mark Anglavar	1990-91
4.	46.9% (46-98)	Tony Miller	1992-93
5.	46.1% (89-193)	Steve Novak	2004-05
6.	45.0% (90-200)	Travis Diener	2003-04
7.	44.6% (75-168)	Robb Logterman	1993-94
8.	44.5% (69-155)	Robb Logterman	1991-92
9.	44.2% (57-129)	Travis Diener	2001-02
10.	43.6% (48-110)	Mike Flory	1986-87

## Free Throws Made

1.	194	Dwyane Wade	2002-03
2.	184	Dean Meminger	1970-71
3.	178	Dean Meminger	1969-70
4.	174	George Thompson	1968-69
5.	173	Tony Smith	1989-90
6.	160	George Thompson	1967-68
7.	150	Butch Lee	1976-77
8.	150	Rube Schulz	1954-55
9.	143	Bob Wolf	1965-66
10.	143	Russ Wittberger	1952-53

## Free Throws Attempted

1.	279	Dean Meminger	1969-70
2.	250	Dean Meminger	1970-71
3.	249	Dwyane Wade	2002-03
4.	247	George Thompson	1967-68
5.	240	George Thompson	1968-69
6.	233	Dean Meminger	1968-69
7.	206	Mike Moran	1958-59
8.	205	Terry Rand	1955-56
9.	203	Rube Schulz	1954-55
10.	202	Tony Smith	1989-90

## Free Throw Percentage (min. 100 FTA)

1.	88.3% (136-154)	Travis Diener	2003-04
2.	88.1% (104-118)	Bob Walczak	1954-55
3.	87.2% (150-172)	Butch Lee	1976-77
4.	86.9% (93-107)	Damon Key	1992-93
5.	86.3% (107-124)	Brad Luchini	1967-68
6.	86.0% (86-100)	Brian Brunkhorst	1965-66
7.	85.6% (173-202)	Tony Smith	1989-90
8.	84.9% (90-106)	Aaron Hutchins	1995-96
9.	83.8% (129-154)	Brian Wardle	2000-01
10.	83.8% (124-148)	Travis Diener	2004-05

## Rebounds

1.	462	Don Kojis	1960-61
2.	396	Terry Rand	1954-55
3.	384	Don Kojis	1959-60
4.	376	Don Kojis	1958-59
5.	372	Walt Mangham	1958-59
6.	349	John Glaser	1956-57
7.	341	Walt Mangham	1959-60
8.	333	Jim Chones	1970-71
9.	328	Maurice Lucas	1973-74
10.	319	David Boone	1985-86

## Rebounding Average

1.	17.1	Don Kojis	1960-61
2.	15.4	Don Kojis	1959-60
3.	14.7	Terry Rand	1954-55
4.	14.0	John Glaser	1956-57
5.	13.6	Walt Mangham	1959-60
6.	13.1	Terry Rand	1955-56
7.	13.0	Don Kojis	1958-59
8.	12.8	Walt Mangham	1958-59
9.	11.9	Jim Chones	1971-72
10.	11.7	Paul Carbins	1964-65

## Assists

1.	274	Tony Miller	1993-94
2.	248	Tony Miller	1994-95
3.	221	Tony Miller	1991-92
4.	215	Aaron Hutchins	1995-96
5.	213	Tony Miller	1992-93
6.	209	Sam Worthen	1978-79
7.	187	Travis Diener	2003-04
8.	184	Travis Diener	2002-03
9.	183	Lloyd Walton	1975-76
10.	175	Sam Worthen	1979-80

## Blocked Shots

1.	142	Jim McIlvane	1993-94
2.	92	Jim McIlvane	1990-91
3.	86	Jim McIlvane	1991-92
4.	84	Faisal Abraham	1996-97
5.	79	Jim McIlvane	1992-93
6.	76	Amal McCaskill	1994-95
7.	63	Walter Downing	1984-85
8.	58	Faisal Abraham	1995-96
9.	55	Amal McCaskill	1995-96
10.	47	Dwayne Johnson	1983-84

## Steals

1.	89	Michael Wilson	1980-81
2.	87	Mandy Johnson	1984-85
3.	79	Dwyane Wade	2001-02
4.	77	Glenn Rivers	1982-83
5.	75	Mandy Johnson	1983-84
6.	71	Dwyane Wade	2002-03
7.	65	Glenn Rivers	1981-82
8.	65	Michael Wilson	1981-82
9.	62	Aaron Hutchins	1996-97
10.	61	Glenn Rivers	1980-81



# ALL-TIME SINGLE GAME TEAM RECORDS

## MARQUETTE-TEAM

<b>Points</b>		
118	vs. UW-Milwaukee	Jan. 14, 1969
113	vs. Ripon	Dec. 4, 1954
<b>Field Goals Made</b>		
48	vs. UW-Milwaukee	Jan. 14, 1969
<b>Field Goals Attempted</b>		
110	vs. Nevada	Dec. 12, 1970
<b>Field Goal Percentage</b>		
67.4% (29-43)	vs. Notre Dame	Jan. 30, 1982
<b>Three-Point Field Goals Made</b>		
15	vs. Penn State	Mar. 27, 1995
15	vs. Farleigh Dickinson	Dec. 6, 1994
<b>Three-Point Field Goals Attempted</b>		
38	vs. Memphis	Feb. 18, 1995
<b>Three-Point Field Goal Percentage</b>		
80.0% (12-15)	vs. Tulane	Jan. 27, 2001
68.2% (15-22)	vs. Penn State	Mar. 27, 1995
<b>Free Throws Made</b>		
40	vs. Creighton	Feb. 7, 1955
<b>Free Throws Attempted</b>		
50	vs. Savannah St.	Dec. 3, 1966
<b>Free Throw Percentage</b>		
100.0% (15-15)	vs. Loyola	Jan. 26, 1973
100.0% (12-12)	vs. East Carolina	Dec. 30, 2002
100.0% (12-12)	vs. Wisconsin	Feb. 16, 1984
100.0% (12-12)	vs. Pan American	Dec. 27, 1980
100.0% (12-12)	vs. Drake	Jan. 18, 1977
<b>Rebounds</b>		
80	vs. Nevada	Dec. 12, 1970
<b>Assists</b>		
33	vs. Cal State-Bakersfield	Dec. 29, 1980
<b>Blocked Shots</b>		
16	vs. Butler	Feb. 2, 1991
<b>Steals</b>		
23	vs. Texas A&M	Dec. 4, 1982
<b>Largest Margin of Victory</b>		
67 pts. 94-27	vs. Ripon	Dec. 4, 1951
58 pts. 118-60	vs. UW-Milwaukee	Jan. 14, 1969
57 pts. 113-56	vs. Ripon	Dec. 4, 1954
55 pts. 104-49	vs. Prairie View A&M	Dec. 6, 1996
53 pts. 102-49	vs. Chicago State	Nov. 18, 2001
51 pts. 100-49	vs. Arkansas-Pine Bluff	Dec. 19, 2001
49 pts. 96-47	vs. Chicago State	Jan. 13, 1993
49 pts. 106-57	vs. Northern Michigan	Jan. 26, 1971
48 pts. 106-58	vs. Charleston	Dec. 1, 1980
47 pts. 85-83	vs. Morris Brown	Jan. 2, 2002
47 pts. 74-27	vs. U.S. International	Dec. 1, 1984
47 pts. 101-54	vs. UW-Milwaukee	Feb. 9, 1963

## OPPONENTS-TEAM

<b>Points</b>		
108	Kansas	Dec. 1, 1990
<b>Field Goals Made</b>		
42	Loyola Marymount	Jan. 6, 1988
<b>Field Goals Attempted</b>		
88	Nevada	Dec. 12, 1970
<b>Field Goal Percentage</b>		
74.3% (26-35)	DePaul	Mar. 9, 1985
<b>Three-Point Field Goals Made</b>		
17	Louisville	Jan. 26, 2005
<b>Three-Point Field Goals Attempted</b>		
41	East Tennessee State	Nov. 27, 1993
<b>Three-Point Field Goal Percentage</b>		
88.9% (8-9)	Memphis	Jan. 5, 1994
<b>Free Throws Made</b>		
37	Memphis	Jan. 27, 1982
37	Florida State	Mar. 1, 1981
<b>Free Throws Attempted</b>		
47	Texas A&M	Jan. 9, 1985
<b>Free Throw Percentage</b>		
100.0% (14-14)	Belmont Abbey	Nov. 29, 1978
<b>Rebounds</b>		
66	Nevada	Dec. 12, 1970
<b>Assists</b>		
28	Dayton	Jan. 5, 1991
<b>Blocked Shots</b>		
12	North Carolina	Feb. 15, 1987
12	Wake Forest	Feb. 6, 1983
<b>Steals</b>		
22	Kansas	Dec. 1, 1990
<b>Opponent Largest Margin of Victory</b>		
47 pts. 52-99	at Louisville	Jan. 26, 2005
45 pts. 12-57	at Creighton	Dec. 16, 1940
43 pts. 24-67	at Great Lakes	Feb. 2, 1944
39 pts. 55-94	at Notre Dame	Mar. 6, 1957
38 pts. 15-53	at Butler	Feb. 27, 1928
37 pts. 63-100	at Wichita State	Feb. 1, 1964
37 pts. 71-108	at Kansas	Dec. 1, 1990
36 pts. 38-74	at Minnesota	Jan. 7, 1950
34 pts. 66-100	at Minnesota	Dec. 20, 1982





# ALL-TIME SINGLE GAME INDIVIDUAL RECORDS

## INDIVIDUAL RECORDS- MARQUETTE

### POINTS

44	Tony Smith vs. Wisconsin	Feb. 19, 1990
44	Mike Moran vs. Creighton	Feb. 5, 1958
43	Tony Smith vs. Butler	Mar. 3, 1990
43	Terry Rand vs. Duquesne	Dec. 17, 1955
41	George Thompson vs. Xavier	Feb. 26, 1968

### FIELD GOALS MADE

16	George Thompson vs. Xavier	Feb. 26, 1968
16	Tom Flynn vs. Xavier	Mar. 7, 1964
16	Mike Moran vs. Notre Dame	Feb. 24, 1959
16	Mike Moran vs. Creighton	Feb. 5, 1958
16	Terry Rand vs. Miami (Ohio)	Mar. 8, 1955

### FIELD GOALS ATTEMPTED

30	Tom Flynn vs. Villanova	Mar. 16, 1965
30	Don Kojis vs. UW-Milwaukee	Dec. 31, 1959
30	Mike Moran vs. Loyola (Ill.)	Feb. 23, 1957

### FIELD GOAL PERCENTAGE (min. 10 att.)

90.9%	(10-11) Trevor Powell vs. Chicago State	Dec. 20, 1989
90.9%	(10-11) Benny Moore vs. SW Louisiana	Jan. 13, 1986
90.9%	(10-11) Tom Flynn vs. Loyola (Ill.)	Jan. 9, 1965

### THREE-POINT FIELD GOALS MADE

9	Mark Anglavar vs. Butler	Feb. 1, 1990
8	Steve Novak vs. Louisville	Jan. 31, 2004

### THREE-POINT FIELD GOALS ATTEMPTED

16	Mark Anglavar vs. Butler	Feb. 1, 1990
15	Anthony Pieper vs. Memphis (2ot)	Feb. 18, 1995

### THREE-POINT FIELD GOAL PERCENTAGE (min. 5 3FGA)

100.0%	(5-5) David Diggs vs. Gonzaga	Nov. 24, 2001
100.0%	(5-5) Brian Wardle vs. Charlotte	Jan. 19, 2000
100.0%	(5-5) Anthony Pieper vs. Cincinnati	Feb. 27, 1997
100.0%	(5-5) Aaron Hutchins vs. Prairie View A&M	Dec. 6, 1996

### FREE THROWS MADE

16	Brian Wardle vs. Charlotte	Feb. 13, 1999
16	Dean Meminger vs. Saint Louis	Feb. 12, 1970
16	Rube Schulz vs. Creighton	Feb. 7, 1959
15	Jim McIlvane vs. DePaul	Feb. 27, 1994
15	Tony Smith vs. Dayton	Jan. 11, 1990
15	Terry Rand vs. Duquesne	Jan. 16, 1955

### FREE THROWS ATTEMPTED

25	Terry Rand vs. Duquesne	Dec. 16, 1955
21	Dean Meminger vs. Creighton	Feb. 28, 1970
20	Sam Worthern vs. Notre Dame	Feb. 24, 1980
20	Dean Meminger vs. Saint Louis	Feb. 12, 1970
20	Mike Moran vs. Loyola (Ill.)	Feb. 23, 1957

### FREE THROW PERCENTAGE (min. 10 FTA)

100.0%	(16-16) Brian Wardle vs. Charlotte	Feb. 13, 1999
100.0%	(15-15) Tony Smith vs. Dayton	Jan. 11, 1990
100.0%	(13-13) Jarrod Lovette vs. Louisville (OT)	Feb. 20, 1997
100.0%	(12-12) Steve Novak vs. Houston	Mar. 2, 2005
100.0%	(12-12) Damon Key vs. Mississippi Valley St.	Dec. 17, 1991
100.0%	(12-12) Ron Glaser vs. Louisville	Jan. 6, 1962
100.0%	(11-11) Anthony Pieper vs. UAB	Feb. 17, 1997
100.0%	(11-11) Tom Copa vs. Dayton	Feb. 22, 1986
100.0%	(11-11) Butch Lee vs. DePaul	Jan. 18, 1978
100.0%	(10-10) Mike Flory vs. Evansville	Mar. 3, 1987
100.0%	(10-10) Brian Brunkhorst vs. Marshall	Mar. 16, 1987
100.0%	(10-10) Bob Wolf vs. Providence	Mar. 14, 1987

### REBOUNDS

28	Pat Smith vs. Loyola (Ill.)	Feb. 8, 1967
27	Mike Moran vs. Loyola (Ill.)	Feb. 23, 1957
26	Don Kojis vs. DePaul	Feb. 8, 1961
26	Don Kojis vs. Creighton	Jan. 14, 1961

### ASSISTS

17	Tony Miller vs. Memphis	Mar. 4, 1995
16	Glenn Rivers vs. DePaul	Feb. 6, 1982
15	Tony Miller vs. Memphis (2ot)	Feb. 18, 1995
15	Tony Miller vs. Ohio State	Dec. 12, 1993

### BLOCKED SHOTS

13	Jim McIlvane vs. Northeastern Illinois	Dec. 9, 1992
8	Amal McCaskill vs. Virginia Tech	Jan. 17, 1995
8	Jim McIlvane vs. UW-Milwaukee	Mar. 5, 1994
8	Jim McIlvane vs. Cincinnati	Feb. 10, 1994
8	Jim McIlvane vs. Texas Southern	Dec. 3, 1993
8	Jim McIlvane vs. Saint Louis	Jan. 18, 1992
8	Jim McIlvane vs. Detroit	Jan. 3, 1991
8	Walter Downing vs. North Carolina	Jan. 19, 1986

### STEALS

10	Michael Wilson vs. Xavier	Jan. 16, 1981
9	Earl Tatum vs. St. Mary's (Calif.)	Dec. 7, 1974

## INDIVIDUAL RECORDS-OPPONENTS

### POINTS

45	Elvin Hayes (Houston)	Dec. 29, 1967
43	Howie Carl (DePaul)	Dec. 23, 1960
42	Tom Stith (St. Bonaventure)	Feb. 20, 1960

### FIELD GOALS MADE

22	Elvin Hayes (Houston)	Dec. 29, 1967
18	Tom Stith (St. Bonaventure)	Jan. 31, 1961
18	Tom Stith (St. Bonaventure)	Feb. 20, 1960

### FIELD GOALS ATTEMPTED

38	John Haaven (North Dakota)	Dec. 10, 1956
35	Elvin Hayes (Houston)	Dec. 29, 1967
34	Dave DeBusschere (Detroit)	Feb. 13, 1962

### FIELD GOAL PERCENTAGE (min. 10 att.)

100.0%	(12-12) Derek Smith (Louisville)	Feb. 14, 1981
91.7%	(11-12) Lancaster Gordon (Louisville)	Feb. 12, 1983

### THREE-POINT FIELD GOALS MADE

9	Rickey Paulding (Missouri)	Mar. 22, 2003
8	Andre Owens (Houston)	Mar. 2, 2005
7	Salim Stoudamire (Arizona)	Dec. 13, 2003
6	Larry O'Bannon (Louisville)	Jan. 26, 2005
6	Jordan Kardos (Illinois-Chicago)	Dec. 31, 1998
6	Brian Earl (Princeton)	Dec. 7, 1996
6	Cedric Dixon (UAB)	Jan. 30, 1996
6	Ben Berlowski (UW- Green Bay)	Jan. 7, 1995
6	Erwin Claggett (Saint Louis)	Jan. 26, 2004
6	Scott Shreffler (Evansville)	Jan. 27, 1990
6	Negele Knight (Dayton)	Jan. 11, 1990
6	Eric Knox (Oregon State)	Feb. 11, 1989
6	Bimbo Coles (Virginia Tech)	Jan. 7, 1988
6	Wally Lancaster (Virginia Tech)	Feb. 20, 1988

### THREE-POINT FIELD GOALS ATTEMPTED

20	Wally Lancaster (Virginia Tech)	Feb. 20, 1988
17	Damon Brown (Charlotte)	Feb. 20, 2003
17	Chris Funschess (Loyola, Ill.)	Feb. 28, 1989
17	Damon Brown (Charlotte)	Jan. 18, 2003
16	Ronnie McCollum (Centenary)	Dec. 1, 2000
16	Damon Brown (Charlotte)	Jan. 20, 2004
16	Terrance Woods (Florida A&M)	Dec. 22, 2003

### THREE-POINT FIELD GOAL PERCENTAGE (min. 5 3FGA)

100.0%	(5-5) Matt McCraw (Air Force)	Nov. 16, 2004
85.7%	(6-7) Brian Earl (Princeton)	Dec. 7, 1996
85.7%	(6-7) Scott Shreffler (Evansville)	Jan. 27, 1990

### FREE THROWS MADE

23	Howie Carl (DePaul)	Dec. 23, 1960
22	Bob Quick (Xavier)	Feb. 26, 1980

### FREE THROWS ATTEMPTED

26	Howie Carl (DePaul)	Dec. 23, 1960
22	Bob Quick (Xavier)	Feb. 26, 1980

### FREE THROW PERCENTAGE (min. 10 FTA)

100.0%	(15-15) Austin Croshere (Providence)	Mar. 14, 1997
100.0%	(14-14) Terry Cummings (DePaul)	Feb. 6, 1982
100.0%	(14-14) Emmette Bryant (DePaul)	Dec. 22, 1962
100.0%	(13-13) Bob Lyne (Loyola, Ill.)	Jan. 15, 1955
100.0%	(10-10) Gabriel Mikulas (East Carolina)	Dec. 30, 2002
100.0%	(10-10) Morris Finley (UAB)	Mar. 13, 2003
100.0%	(10-10) Jeff Parris (Cal State Northridge)	Dec. 2, 2000

### REBOUNDS

36	Paul Silas (Creighton)	Jan. 23, 1964
29	Jerry DuPont (Louisville)	Dec. 18, 1957
28	Dick Dzik (Detroit)	Mar. 4, 1964

### ASSISTS

14	Brad Weston (Stetson)	Feb. 29, 1990
13	Negele Knight (Dayton)	Jan. 14, 1989
13	Dan Davis (Loyola-Marymount)	Dec. 30, 1987

### BLOCKED SHOTS

7	Kelly Wise (Memphis)	Feb. 21, 1999
7	Michael Ruffin (Tulsa)	Dec. 5, 1998
7	Kelvin Cato (Iowa State)	Jan. 7, 1997
7	David Vaughn (Memphis)	Jan. 29, 1994
7	Benoit Benjamin (Creighton)	Jan. 17, 1984
7	Anthony Teachey (Wake Forest)	Feb. 6, 1983
7	Benoit Benjamin (Creighton)	Jan. 2, 1983
7	Tom Burleson (North Carolina State)	Mar. 25, 1974

### STEALS

8	Alonzo Jamison (Kansas)	Dec. 1, 1990
---	-------------------------	--------------





# FRESHMAN SEASON RECORDS

## Points

1.	434	Glenn Rivers	1980-81
2.	383	Damon Key	1990-91
3.	378	Bo Ellis	1973-74
4.	322	Trevor Powell	1987-88
5.	319	Brian Wardle	1997-98
6.	311	Robb Logterman	1990-91
7.	307	Roney Eford	1992-93
8.	299	Russ Wittberger	1951-52
9.	279	Dameon Mason	2003-04
10.	262	Travis Diener	2001-02

## Scoring Average

1.	14.0	Glenn Rivers	1980-81
2.	13.2	Damon Key	1990-91
3.	12.2	Bo Ellis	1973-74
4.	12.0	Russ Wittberger	1951-52
5.	11.9	Trevor Powell	1987-88
6.	11.0	Roney Eford	1992-93
7.	10.7	Robb Logterman	1990-91
8.	10.3	Brian Wardle	1997-98
9.	9.2	Terrell Schlundt	1979-80
10.	9.0	Dameon Mason	2003-04

## Field Goals Made

1.	182	Glenn Rivers	1980-81
2.	167	Bo Ellis	1973-74
3.	151	Damon Key	1990-91
4.	139	Trevor Powell	1987-88
5.	122	Russ Wittberger	1951-52
6.	115	Terrell Schlundt	1979-80
7.	109	Brian Wardle	1997-98
8.	108	Roney Eford	1992-93
9.	103	Robb Logterman	1990-91
10.	101	Tom Copa	1983-84
	101	Dwayne Johnson	1981-82

## Field Goals Attempted

1.	329	Glenn Rivers	1980-81
2.	312	Bo Ellis	1973-74
3.	306	Brian Wardle	1997-98
4.	294	Damon Key	1990-91
5.	268	Terrell Schlundt	1979-80
6.	267	Robb Logterman	1990-91
7.	264	Trevor Powell	1987-88
8.	237	Roney Eford	1992-93
9.	219	Eugene Schramka	1949-50
10.	218	Dameon Mason	2003-04

## Field Goal Percentage (min. 200 FGA)

1.	55.3% (182-329)	Glenn Rivers	1980-81
2.	53.5% (167-312)	Bo Ellis	1973-74
3.	52.7% (139-264)	Trevor Powell	1987-88
4.	51.4% (151-294)	Damon Key	1990-91
5.	50.5% (101-200)	Dwayne Johnson	1981-82
6.	50.2% (101-201)	Tom Copa	1983-84
7.	45.6% (108-237)	Roney Eford	1992-93
8.	44.0% (96-218)	Dameon Mason	2003-04
9.	42.9% (115-268)	Terrell Schlundt	1979-80
10.	38.6% (103-267)	Robb Logterman	1990-91

## Three-Point Field Goals Made

1.	57	Travis Diener	2001-02
2.	55	Steve Novak	2002-03
3.	54	Robb Logterman	1990-91
4.	46	Brian Wardle	1997-98
5.	43	Mark Anglavar	1987-88
6.	30	Anthony Pieper	1993-94
7.	29	Roney Eford	1992-93
8.	28	Tony Miller	1991-92
9.	27	Cordell Henry	1998-99
10.	26	Aaron Hutchins	1994-95

## Three-Point Field Goals Attempted

1.	157	Brian Wardle	1997-98
2.	148	Robb Logterman	1990-91
3.	129	Travis Diener	2001-02
4.	109	Steve Novak	2002-03
5.	101	Mark Anglavar	1987-88
6.	93	Anthony Pieper	1993-94
7.	84	Cordell Henry	1998-99
8.	77	Tony Miller	1991-92
9.	72	Aaron Hutchins	1994-95
10.	68	Roney Eford	1992-93

## Three-Point Field Goal Percentage (min. 40 3FGA)

1.	50.5% (55-109)	Steve Novak	2002-03
2.	44.2% (57-129)	Travis Diener	2001-02
3.	42.64% (43-101)	Mark Anglavar	1987-88
4.	42.57% (29-68)	Roney Eford	1992-93
5.	40.7% (22-54)	Charles Brakes	1990-91
6.	36.5% (54-148)	Robb Logterman	1990-91
7.	36.4% (28-77)	Tony Miller	1991-92
8.	36.1% (26-72)	Aaron Hutchins	1994-95
9.	35.6% (16-45)	Odartey Blankson	2000-01
10.	32.3% (30-93)	Anthony Pieper	1993-94

## Free Throws Made

1.	80	Damon Key	1990-91
2.	76	Dameon Mason	2003-04
3.	70	Glenn Rivers	1980-81
4.	62	Roney Eford	1992-93
5.	61	Tony Smith	1986-87
6.	56	Shannon Smith	1991-92
7.	55	Brian Wardle	1997-98
	55	Jim McIlvaine	1990-91
	55	Russ Wittberger	1951-52
10.	54	Tom Copa	1983-84

## Free Throws Attempted

1.	119	Glenn Rivers	1980-81
2.	107	Dameon Mason	2003-04
3.	98	Damon Key	1990-91
4.	92	Jim McIlvaine	1990-91
5.	88	Russ Wittberger	1951-52
6.	83	Tom Copa	1983-84
	83	Grant Wittberger	1950-51
8.	81	Tony Smith	1986-87
9.	80	Oluoma Nnamaka	1998-99
	80	Shannon Smith	1991-92

## Free Throw Percentage (min. 70 FTA)

1.	81.6% (80-98)	Damon Key	1990-91
2.	79.5% (62-78)	Roney Eford	1992-93
3.	77.5% (55-71)	Brian Wardle	1997-98
4.	75.3% (61-81)	Tony Smith	1986-87
5.	71.0% (76-107)	Dameon Mason	2003-04
6.	70.0% (56-80)	Shannon Smith	1991-92
7.	65.1% (54-83)	Tom Copa	1983-84
8.	62.5% (55-88)	Russ Wittberger	1951-52
9.	61.0% (47-77)	Dwayne Johnson	1981-82
10.	59.8% (55-92)	Jim McIlvaine	1990-91

## Rebounds

1.	264	Bo Ellis	1973-74
2.	165	Damon Key	1990-91
3.	161	Trevor Powell	1987-88
4.	160	Odartey Blankson	2000-01
5.	138	Dameon Mason	2003-04
6.	134	Tom Copa	1983-84
7.	132	Jim McIlvaine	1990-91
8.	128	Tony Miller	1991-92
9.	127	Brian Wardle	1997-98
10.	123	Oluoma Nnamaka	1998-99

## Rebounding Average

1.	8.5	Bo Ellis	1973-74
2.	6.0	Trevor Powell	1987-88
3.	5.7	Damon Key	1990-91
4.	5.5	Odartey Blankson	2000-01
5.	4.9	Oluoma Nnamaka	1998-99
6.	4.7	Jim McIlvaine	1990-91
7.	4.5	Tom Copa	1983-84
	4.5	Dameon Mason	2003-04
9.	4.4	Tony Miller	1991-92
10.	4.2	Roney Eford	1992-93

## Assists

1.	221	Tony Miller	1991-92
2.	112	Glenn Rivers	1980-81
3.	93	Cordell Henry	1998-99
4.	89	Robb Logterman	1990-91
5.	86	Travis Diener	2001-02
6.	79	Mark Anglavar	1987-88
7.	69	Michael Wilson	1978-79
8.	64	Mandy Johnson	1981-82
9.	62	Tony Smith	1986-87
10.	60	Michael Sims	1984-85

## Blocked Shots

1.	92	Jim McIlvaine	1990-91
2.	29	Trevor Powell	1987-88
	29	Tom Copa	1983-84
4.	25	Scott Merritt	2000-01
5.	19	Charles Luter	1987-88
6.	15	Oluoma Nnamaka	1998-99
	15	Tony Reeder	1984-85
8.	14	Rod Grosse	1987-88
9.	13	Brian Wardle	1997-98
10.	12	Amal McCaskill	1991-92
	12	Tony Smith	1986-87

## Steals

1.	61	Glenn Rivers	1980-81
2.	40	Tony Miller	1991-92
	40	Tony Smith	1986-87
4.	39	Travis Diener	2001-02
5.	37	Mark Anglavar	1987-88
6.	33	Kerry Trotter	1982-83
7.	32	Michael Sims	1984-85
8.	29	Cordell Henry	1998-99
9.	27	Odartey Blankson	2000-01
	27	Aaron Hutchins	1994-95
	27	Anthony Candelino	1987-88

100

FRESHMAN SEASON RECORDS







# SOPHOMORE SEASON RECORDS

## Points

1.	571	Dwyane Wade	2001-02
2.	523	George Thompson	1966-67
3.	520	Jim Chones	1970-71
4.	475	Dean Meminger	1968-69
5.	470	Mike Moran	1956-57
6.	465	Russ Wittberger	1952-53
7.	450	Tom Flynn	1963-64
8.	448	Maurice Lucas	1972-73
9.	441	Bo Ellis	1974-75
10.	433	Aaron Hutchins	1994-95

## Scoring Average

1.	20.4	Mike Moran	1956-57
2.	19.4	Russ Wittberger	1952-53
3.	18.0	George Thompson	1966-67
4.	17.9	Jim Chones	1970-71
5.	17.8	Dwyane Wade	2001-02
6.	17.3	Tom Flynn	1963-64
7.	16.4	Dean Meminger	1968-69
8.	16.3	Bo Ellis	1974-75
9.	15.4	Maurice Lucas	1972-73
10.	15.2	Terry Rand	1953-54

## Field Goals Made

1.	230	Jim Chones	1970-71
2.	223	Dwyane Wade	2001-02
3.	200	George Thompson	1966-67
4.	189	Tom Flynn	1963-64
5.	186	Maurice Lucas	1972-73
6.	184	Trevor Powell	1988-89
7.	174	Bo Ellis	1974-75
8.	173	Glenn Rivers	1981-82
9.	172	Dean Meminger	1968-69
10.	170	Mike Moran	1956-57

## Field Goals Attempted

1.	458	Dwyane Wade	2001-02
2.	457	Tom Flynn	1963-64
3.	409	Dean Meminger	1968-69
4.	401	Jim Chones	1970-71
5.	400	George Thompson	1966-67
6.	400	Mike Moran	1956-57
7.	383	Don Kojis	1958-59
8.	382	Glenn Rivers	1981-82
9.	374	Maurice Lucas	1972-73
10.	371	Ron Glaser	1960-61

## Field Goal Percentage (min. 200 FGA)

1.	57.7% (146-253)	Damon Key	1991-92
2.	57.4% (230-401)	Jim Chones	1970-71
3.	52.7% (184-349)	Trevor Powell	1988-89
4.	52.3% (136-260)	Tony Smith	1987-88
5.	50.0% (200-400)	George Thompson	1966-67
6.	49.8% (186-374)	Maurice Lucas	1972-73
7.	49.7% (146-294)	Dwayne Johnson	1982-83
8.	48.7% (223-458)	Dwyane Wade	2001-02
9.	48.5% (174-359)	Bo Ellis	1974-75
10.	48.2% (124-257)	Robb Logterman	1991-92

## Three-Point Field Goals Made

1.	89	Steve Novak	2003-04
2.	73	Anthony Pieper	1994-95
3.	71	Aaron Hutchins	1995-96
4.	69	Travis Diener	2002-03
	69	Robb Logterman	1991-92
6.	53	Mark Anglavar	1988-89
7.	46	Tony Miller	1992-93
8.	39	Roney Eford	1993-94
9.	37	Todd Townsend	2002-03
10.	36	Brian Wardle	1998-99

## Three-Point Field Goals Attempted

1.	207	Steve Novak	2003-04
2.	195	Anthony Pieper	1994-95
3.	192	Aaron Hutchins	1995-96
4.	190	Travis Diener	2002-03
5.	155	Robb Logterman	1991-92
6.	110	John Cliff	1997-98
7.	109	Cordell Henry	1999-00
8.	101	Brian Wardle	1998-99
9.	99	Mark Anglavar	1988-89
10.	98	Tony Miller	1992-93

## Three-Point Field Goal Percentage (min. 40 3FGA)

1.	53.5% (53-99)	Mark Anglavar	1988-89
2.	46.9% (46-98)	Tony Miller	1992-93
3.	44.5% (69-155)	Robb Logterman	1991-92
4.	43.0% (89-207)	Steve Novak	2003-04
5.	40.6% (39-96)	Roney Eford	1993-94
6.	38.1% (37-97)	Todd Townsend	2002-03
7.	37.8% (17-45)	Chris Crawford	1994-95
8.	37.4% (73-195)	Anthony Pieper	1994-95
9.	36.97% (71-192)	Aaron Hutchins	1995-96
10.	36.95% (17-46)	Ron Curry	1990-91

## Free Throws Made

1.	143	Russ Wittberger	1952-53
2.	131	Dean Meminger	1968-69
3.	130	Mike Moran	1956-57
4.	126	Bob Wolf	1964-65
5.	123	George Thompson	1966-67
6.	107	Dwyane Wade	2001-02
7.	104	Bob Walczak	1954-55
8.	103	Rube Schulz	1952-53
9.	100	Anthony Pieper	1994-95
10.	99	Don Kojis	1958-59

## Free Throws Attempted

1.	233	Dean Meminger	1968-69
2.	199	Russ Wittberger	1952-53
3.	192	Mike Moran	1956-57
4.	187	George Thompson	1966-67
5.	179	Bob Wolf	1964-65
6.	171	Don Kojis	1958-59
7.	155	Dwyane Wade	2001-02
8.	146	Terry Rand	1953-54
9.	140	Rube Schulz	1952-53
10.	136	Jim McCoy	1956-57

## Free Throw Percentage (min. 70 FTA)

1.	88.1% (104-118)	Bob Walczak	1954-55
2.	86.0% (86-100)	Brian Brunkhorst	1965-66
3.	84.9% (90-106)	Aaron Hutchins	1995-96
4.	81.3% (74-91)	Travis Diener	2002-03
5.	75.8% (94-124)	Ron Glaser	1960-61
6.	75.6% (90-119)	Damon Key	1991-92
7.	75.4% (95-126)	Jim McLvaine	1991-92
8.	74.4% (96-129)	Larry McNeill	1971-72
9.	74.1% (100-135)	Anthony Pieper	1994-95

10. 73.9% (88-119)

Tony Smith 1987-88

## Rebounds

1.	376	Don Kojis	1958-59
2.	333	Jim Chones	1970-71
3.	315	Maurice Lucas	1972-73
4.	305	Paul Carbins	1964-65
5.	284	Bo Ellis	1974-75
6.	268	Terry Rand	1953-54
7.	266	Larry McNeill	1971-72
8.	264	Tom Flynn	1963-64
9.	256	Mike Moran	1956-57
10.	230	Grant Wittberger	1950-51

## Rebounding Average

1.	13.0	Don Kojis	1958-59
2.	11.7	Paul Carbins	1964-65
3.	11.4	Jim Chones	1970-71
4.	11.1	Mike Moran	1956-57
5.	10.8	Maurice Lucas	1972-73
6.	10.51	Bo Ellis	1974-75
7.	10.45	Grant Wittberger	1950-51
8.	10.3	Terry Rand	1953-54
9.	10.1	Tom Flynn	1963-64
10.	10.0	Jay Schauer	1955-56

## Assists

1.	215	Aaron Hutchins	1995-96
2.	213	Tony Miller	1992-93
3.	184	Travis Diener	2002-03
4.	170	Glenn Rivers	1981-82
5.	138	Lloyd Walton	1973-74
6.	133	Kerry Trotter	1983-84
7.	112	Allie McGuire	1970-71
8.	110	Dwyane Wade	2001-02
9.	109	Marcus Washington	1971-72
10.	104	Michael Sims	1985-86

## Blocked Shots

1.	86	Jim McLvaine	1991-92
2.	36	Dwyane Wade	2001-02
3.	32	Amal McCaskill	1993-94
4.	32	Trevor Powell	1988-89
5.	30	Faisal Abraham	1994-95
6.	27	Scott Merritt	2001-02
7.	22	Ron Curry	1990-91
8.	22	Dwayne Johnson	1982-83
9.	21	Tom Copa	1984-85
10.	18	John Mueller	1998-99

## Steals

1.	79	Dwyane Wade	2001-02
2.	71	Michael Wilson	1979-80
3.	65	Glenn Rivers	1981-82
4.	52	Tony Smith	1987-88
5.	52	Mandy Johnson	1982-83
6.	47	Travis Diener	2002-03
7.	46	Kerry Trotter	1983-84
8.	45	Michael Sims	1985-86
9.	43	Aaron Hutchins	1995-96
10.	41	Tony Miller	1992-93





# JUNIOR SEASON RECORDS

## Points

1.	710	Dwyane Wade	2002-03
2.	664	George Thompson	1967-68
3.	628	Butch Lee	1976-77
4.	584	Travis Diener	2003-04
5.	573	Bob Wolf	1965-66
6.	546	Dean Meminger	1969-70
7.	523	Don Kojis	1959-60
8.	511	Larry McNeill	1972-73
9.	491	Maurice Lucas	1973-74
10.	483	Trevor Powell	1989-90

## Scoring Average

1.	22.8	George Thompson	1967-68
2.	22.0	Bob Wolf	1965-66
3.	21.5	Dwyane Wade	2002-03
4.	20.9	Don Kojis	1959-60
5.	20.5	Jim Chones	1971-72
6.	19.6	Butch Lee	1976-77
7.	18.8	Dean Meminger	1969-70
	18.8	Travis Diener	2003-04
9.	17.7	Gene Berce	1947-48
10.	17.6	Larry McNeill	1972-73

## Field Goals Made

1.	252	George Thompson	1967-68
2.	251	Dwyane Wade	2002-03
3.	239	Butch Lee	1976-77
4.	219	Don Kojis	1959-60
5.	215	Bob Wolf	1965-66
6.	211	Maurice Lucas	1973-74
7.	209	Larry McNeill	1972-73
8.	192	Trevor Powell	1989-90
9.	191	David Boone	1985-86
10.	184	Dean Meminger	1969-70

## Field Goals Attempted

1.	507	George Thompson	1967-68
2.	501	Dwyane Wade	2002-03
	501	Butch Lee	1976-77
4.	481	Don Kojis	1959-60
5.	457	Bob Wolf	1965-66
6.	441	Larry McNeill	1972-73
7.	430	Tom Flynn	1964-65
8.	429	Maurice Lucas	1973-74
9.	424	Walt Mangham	1958-59
	424	Travis Diener	2003-04

## Field Goal Percentage (min. 200 FGA)

1.	59.2% (138-233)	Ron Curry	1991-92
2.	56.2% (141-251)	Tyrone Baldwin	1988-89
3.	55.6% (153-275)	Tony Smith	1988-89
4.	55.4% (158-289)	Michael Wilson	1980-81
5.	53.5% (139-260)	Gary Brell	1969-70
6.	51.7% (150-290)	Jerome Whitehead	1976-77
7.	51.6% (180-349)	Jim Chones	1971-72
8.	51.5% (136-264)	Damon Key	1992-93
9.	51.3% (177-345)	Dwayne Johnson	1983-84
10.	51.1% (134-262)	Amal McCaskill	1994-95

## Three-Point Field Goals Made

1.	90	Travis Diener	2003-04
2.	89	Steve Novak	2004-05
3.	65	Aaron Hutchins	1996-97
	65	Mark Anglavar	1989-90
5.	62	Anthony Pieper	1995-96
6.	55	John Cliff	1998-99
7.	50	Brian Wardle	1999-00
8.	49	Roney Eford	1994-95
9.	48	Mike Flory	1986-87
10.	46	Robb Logterman	1992-93

## Three-Point Field Goals Attempted

1.	200	Travis Diener	2003-04
2.	193	Steve Novak	2004-05
3.	185	Mark Anglavar	1989-90
4.	184	Aaron Hutchins	1996-97
5.	162	Anthony Pieper	1995-96
6.	143	John Cliff	1998-99
7.	132	Roney Eford	1994-95
8.	125	Brian Wardle	1999-00
9.	124	Robb Logterman	1992-93
10.	123	Joe Chapman	2004-05

## Three-Point Field Goal Percentage (min. 40 3FGA)

1.	46.1% (89-193)	Steve Novak	2004-05
2.	45.0% (90-200)	Travis Diener	2003-04
3.	43.6% (48-110)	Mike Flory	1956-87
4.	40.0% (50-125)	Bran Wardle	1999-00
5.	38.5% (55-143)	John Cliff	1998-99
6.	38.3% (62-162)	Anthony Pieper	1995-96
7.	37.1% (49-124)	Roney Eford	1994-95
8.	37.1% (46-124)	Robb Logterman	1992-93
9.	35.3% (65-184)	Aaron Hutchins	1996-97
10.	34.5% (65-185)	Mark Anglavar	1989-90

## Free Throws Made

1.	194	Dwyane Wade	2002-03
2.	178	Dean Meminger	1969-70
3.	160	George Thompson	1967-68
4.	150	Butch Lee	1976-77
5.	143	Bob Wolf	1965-66
6.	136	Travis Diener	2003-04
7.	112	Terry Rand	1954-55
8.	110	Brian Brunkhorst	1966-67
	110	Rube Schulz	1953-54
10.	106	Tom Flynn	1964-65

## Free Throws Attempted

1.	279	Dean Meminger	1969-70
2.	249	Dwyane Wade	2002-03
3.	247	George Thompson	1967-68
4.	198	Bob Wolf	1965-66
5.	180	Terry Rand	1954-55
6.	172	Butch Lee	1976-77
7.	162	Ric Cobb	1968-69
8.	159	Gene Berce	1947-48
9.	154	Travis Diener	2003-04
10.	149	Tom Flynn	1964-65

## Free Throw Percentage (min. 70 FTA)

1.	90.5% (76-84)	Steve Novak	2004-05
2.	88.3% (136-154)	Travis Diener	2003-04
3.	87.2% (150-172)	Butch Lee	1976-77
4.	86.9% (93-107)	Damon Key	1992-93
5.	81.4% (110-135)	Brian Brunkhorst	1966-67
6.	80.3% (102-127)	Ron Glaser	1961-62
7.	80.2% (85-106)	Michael Sims	1986-87
8.	78.3% (101-129)	Oluoma Nnamaka	2000-01
9.	78.3% (94-120)	Brian Wardle	1999-00
10.	77.9% (194-249)	Dwyane Wade	2002-03

## Rebounds

1.	396	Terry Rand	1954-55
2.	384	Don Kojis	1959-60
3.	372	Walt Mangham	1958-59
4.	349	John Glaser	1956-57
5.	328	Maurice Lucas	1973-74
6.	319	David Boone	1985-86
7.	297	Paul Carbins	1965-66
8.	288	Larry McNeill	1972-73
9.	281	Ric Cobb	1968-69
10.	279	Amal McCaskill	1994-95

## Rebounding Average

1.	15.4	Don Kojis	1959-60
2.	14.7	Terry Rand	1954-55
3.	14.0	John Glaser	1956-57
4.	12.8	Walt Mangham	1958-59
5.	11.9	Jim Chones	1971-72
6.	11.4	Paul Carbins	1965-66
7.	10.6	David Boone	1985-86
	10.6	Maurice Lucas	1973-74
9.	10.5	Tom Flynn	1964-65
10.	9.9	Larry McNeill	1972-73

## Assists

1.	274	Tony Miller	1993-94
2.	209	Sam Worthen	1978-79
3.	187	Travis Diener	2003-04
4.	172	Aaron Hutchins	1996-97
5.	159	Lloyd Walton	1974-75
6.	158	Tony Smith	1988-89
7.	150	Kevin Johnson	1985-86
8.	145	Dwyane Wade	2002-03
9.	128	Cordell Henry	2000-01
10.	126	Glenn Rivers	1982-83

## Blocked Shots

1.	79	Jim McIlvaine	1992-93
2.	76	Amal McCaskill	1994-95
3.	58	Faisal Abraham	1995-96
4.	47	Dwayne Johnson	1983-84
5.	43	Dwyane Wade	2002-03
6.	40	Walter Downing	1984-85
7.	39	Scott Merritt	2002-03
8.	32	Trevor Powell	1989-90
9.	31	Roney Eford	1994-95
10.	30	Tyrone Baldwin	1988-89

## Steals

1.	89	Michael Wilson	1980-81
2.	77	Glenn Rivers	1982-83
3.	75	Mandy Johnson	1983-84
4.	73	Michael Sims	1986-87
5.	71	Dwyane Wade	2002-03
6.	62	Aaron Hutchins	1996-97
7.	55	Kevin Johnson	1985-86
8.	52	Tony Miller	1993-94
9.	45	Tony Smith	1988-89
10.	41	Mike Bargaen	1997-98
	41	Travis Diener	2003-04





# SENIOR SEASON RECORDS

## Points

1.	689	Tony Smith	1989-90
2.	616	Dean Meminger	1970-71
3.	586	George Thompson	1968-69
4.	578	Don Kojis	1960-61
5.	548	Oliver Lee	1980-81
6.	544	Brian Wardle	2000-01
7.	543	Bernard Toone	1978-79
8.	534	Bob Wolf	1966-67
9.	531	Earl Tatum	1975-76
10.	526	Mike Moran	1958-59

## Scoring Average

1.	23.8	Tony Smith	1989-90
2.	21.4	Don Kojis	1960-61
3.	21.2	Dean Meminger	1970-71
4.	20.3	Terry Rand	1955-56
5.	20.2	George Thompson	1968-69
6.	19.7	Travis Diener	2004-05
7.	18.8	Brian Wardle	2000-01
8.	18.7	Bernard Toone	1978-79
9.	18.4	Bob Wolf	1966-67
10.	18.3	Earl Tatum	1975-76

## Field Goals Made

1.	241	Earl Tatum	1975-76
2.	240	Tony Smith	1989-90
3.	236	Bernard Toone	1978-79
4.	232	Oliver Lee	1980-81
5.	232	Don Kojis	1960-61
6.	216	Dean Meminger	1970-71
7.	206	George Thompson	1968-69
8.	205	Bob Wolf	1966-67
9.	203	Ron Glaser	1962-63
10.	201	Michael Wilson	1981-82

## Field Goals Attempted

1.	536	Don Kojis	1960-61
2.	493	Earl Tatum	1975-76
3.	485	Tony Smith	1989-90
4.	483	Bernard Toone	1978-79
5.	468	Walt Mangham	1959-60
6.	458	Oliver Lee	1980-81
7.	443	George Thompson	1968-69
8.	433	Brian Wardle	2000-01
9.	428	Dick Nixon	1962-63
10.	427	Bob Wolf	1966-67

## Field Goal Percentage (min. 200 FGA)

1.	59.8% (165-276)	Jerome Whitehead	1977-78
2.	58.4% (142-243)	Trevor Powell	1990-91
3.	58.0% (158-272)	Ric Cobb	1969-70
4.	55.7% (191-343)	Robert Jackson	2002-03
5.	55.2% (137-248)	Odell Ball	1978-79
6.	54.1% (164-303)	Ron Curry	1992-93
7.	52.8% (170-322)	Jim McIlvaine	1993-94
8.	52.0% (180-346)	David Boone	1986-87
9.	51.3% (177-345)	Dwayne Johnson	1983-84
10.	50.9% (142-279)	Tyrone Baldwin	1989-90

## Three-Point Field Goals Made

1.	75	Robb Logterman	1993-94
2.	68	Travis Diener	2004-05
3.	67	John Cliff	1999-00
4.	65	Brian Wardle	2000-01
5.	63	Tony Miller	1994-95
6.	59	Aaron Hutchins	1997-98
7.	55	Mark Anglavar	1990-91
8.	50	Cordell Henry	2001-02
9.	46	Anthony Pieper	1996-97
10.	42	Mike Barga	1998-99

## Three-Point Field Goals Attempted

1.	187	Tony Miller	1994-95
2.	178	John Cliff	1999-00
3.	170	Brian Wardle	2000-01
4.	168	Travis Diener	2004-05
5.	168	Robb Logterman	1993-94
6.	144	Aaron Hutchins	1997-98
7.	133	Cordell Henry	2001-02
8.	116	Mark Anglavar	1990-91
9.	114	Anthony Pieper	1996-97
10.	113	Mike Barga	1998-99

## Three-Point Field Goal Percentage (min. 40 3FGA)

1.	47.4% (55-116)	Mark Anglavar	1990-91
2.	46.0% (23-50)	David Diggs	2001-02
3.	44.6% (75-168)	Robb Logterman	1993-94
4.	41.4% (36-87)	Tony Smith	1989-90
5.	41.0% (59-144)	Aaron Hutchins	1997-98
6.	40.5% (68-168)	Travis Diener	2004-05
7.	40.4% (46-114)	Anthony Pieper	1996-97
8.	38.4% (33-86)	Chris Crawford	1996-97
9.	38.2% (65-170)	Brian Wardle	2000-01
10.	37.6% (50-133)	Cordell Henry	2001-02
	37.6% (67-178)	John Cliff	1999-00

## Free Throws Made

1.	184	Dean Meminger	1970-71
2.	174	George Thompson	1968-69
3.	173	Tony Smith	1989-90
4.	150	Rube Schulz	1954-55
5.	136	Mike Morgan	1958-59
6.	132	Terry Rand	1955-56
7.	131	Butch Lee	1977-78
8.	129	Brian Wardle	2000-01
9.	127	Robert Jackson	2002-03
10.	124	Travis Diener	2004-05
	124	Brad Luchini	1967-68
	124	Bob Wolf	1966-67

## Free Throws Attempted

1.	250	Dean Meminger	1970-71
2.	240	George Thompson	1968-69
3.	206	Mike Moran	1958-59
4.	205	Terry Rand	1955-56
5.	203	Rube Schulz	1954-55
6.	202	Tony Smith	1989-90
7.	174	Don Kojis	1960-61
8.	172	Bob Wolf	1966-67
9.	166	Ric Cobb	1969-70
10.	164	Jim McIlvaine	1993-94

## Free Throw Percentage (min. 100 FTA)

1.	87.9% (131-149)	Butch Lee	1977-78
2.	86.3% (107-124)	Brad Luchini	1967-68
3.	85.6% (173-202)	Tony Smith	1989-90
4.	83.8% (129-154)	Brian Wardle	2000-01
	83.8% (124-148)	Travis Diener	2004-05
6.	83.0% (88-106)	Cordell Henry	2001-02
7.	81.6% (101-124)	David Boone	1986-87
8.	81.0% (85-105)	Brian Brunkhorst	1967-68
9.	80.2% (105-131)	Terry Trotter	1985-86
10.	79.8% (91-114)	Pat Foley	1987-88

## Rebounds

1.	462	Don Kojis	1960-61
2.	341	Walt Mangham	1959-60
3.	314	Terry Rand	1955-56
4.	273	Jim McIlvaine	1993-94
5.	269	Robert Byrd	1979-80
6.	266	Amal McCaskill	1995-96
	266	Bo Ellis	1976-77
7.	264	Ric Cobb	1969-70
8.	262	Marcus Jackson	2004-05
9.	260	Damon Key	1993-94

## Rebounding Average

1.	17.1	Don Kojis	1960-61
2.	13.7	Walt Mangham	1959-60
3.	13.0	Terry Rand	1955-56
4.	10.1	John Glaser	1957-58
5.	10.0	Robert Byrd	1979-80
6.	9.0	Tom Flynn	1965-66
7.	8.9	Gary Brell	1970-71
	8.9	Amal McCaskill	1995-96
9.	8.8	David Boone	1986-87
	8.8	Dave Erickson	1962-63

## Assists

1.	248	Tony Miller	1994-95
2.	183	Lloyd Walton	1975-76
3.	175	Sam Worthen	1979-80
4.	167	Tony Smith	1989-90
5.	160	Travis Diener	2004-05
6.	144	Jim Boylan	1977-78
7.	143	Mark Anglavar	1990-91
8.	137	Butch Lee	1977-78
9.	123	Michael Wilson	1981-82
10.	122	Allie McGuire	1972-73

## Blocked Shots

1.	142	Jim McIlvaine	1993-94
2.	84	Faisal Abraham	1996-97
3.	55	Amal McCaskill	1995-96
4.	40	Marcus Jackson	2004-05
4.	0	Walter Downing	1985-86
6.	37	Mike Barga	1998-99
7.	32	Richard Shaw	1997-98
8.	27	Abel Joseph	1997-98
9.	24	Tyrone Baldwin	1989-90
	24	Terrell Schlundt	1982-83

## Steals

1.	87	Mandy Johnson	1984-85
2.	65	Michael Wilson	1981-82
3.	53	Tony Smith	1989-90
4.	52	Tony Miller	1994-95
5.	47	Kerry Trotter	1985-86
6.	41	Marcus West	1997-98
7.	40	Ron Curry	1992-93
8.	38	Michael Sims	1987-88
	38	Sam Worthen	1979-80
10.	36	Mike Barga	1998-99
	36	Artie Green	1980-81

100 SENIOR SEASON RECORDS





# ALL-TIME CONFERENCE HONORS/RECORDS

## Midwestern Collegiate Conference 1989-90 to 1990-91

### 1989-90, 9-5, third place

Trevor Powell	All-Midwestern Collegiate Conference Second Team
Tony Smith	All-Midwestern Collegiate Conference First Team

### 1990-91, 7-7, fifth place (tie)

Damon Key	Midwestern Collegiate Conference All-Newcomer Team
-----------	--

## Great Midwest Conference 1991-92 to 1994-95

### 1991-92, 5-5, third place

Ron Curry	All-Great Midwest Conference Second Team
Damon Key	All-Great Midwest Conference Second Team
Tony Miller	Great Midwest Conference All-Newcomer Team

### 1992-93, 6-4, third place

Ron Curry	All-Great Midwest Conference First Team
Roney Eford	Great Midwest Conference Newcomer of the Year
	Great Midwest Conference All-Newcomer Team

Damon Key	All-Great Midwest Conference Second Team
Tony Miller	All-Great Midwest Conference Second Team
Kevin O'Neill	Ray Meyer Co-Coach of the Year

### 1993-94, 10-2, first place

Abel Joseph	Great Midwest Conference All-Academic Team
Damon Key	All-Great Midwest Conference Second Team
Jim McLvaine	Great Midwest Conference Player of the Year
	All-Great Midwest Conference First Team

Tony Miller	All-Great Midwest Conference Second Team
Kevin O'Neill	Ray Meyer Coach of the Year

### 1994-95, 7-5, third place

Roney Eford	All-Great Midwest Conference Second Team
Tony Miller	All-Great Midwest Conference Second Team

## Conference USA 1995-96 to present

### 1995-96, 8-4, third place; C-USA Tournament Runners-Up

Amal McCaskill	All-Conference USA Second Team
Aaron Hutchins	All-Conference USA Honorable Mention
	Conference USA All-Tournament Team
Anthony Pieper	Conference USA All-Tournament Team

### 1996-97, 9-5, fifth place, C-USA Tournament Champions

Chris Crawford	All-Conference USA Third Team
	Conference USA All-Tournament Team
Aaron Hutchins	All-Conference USA Second Team
	Conference USA All-Tournament Team
	Conference USA Tournament MVP
Bart Miller	Conference USA Commissioner's Academic Medal
John Polonowski	Conference USA Commissioner's Honor Roll

### 1997-98, 8-8, seventh place

Aaron Hutchins	All-Conference USA Second Team
Bart Miller	Conference USA Commissioner's Academic Medal
John Polonowski	Conference USA Commissioner's Honor Roll
Brian Wardle	Conference USA Sixth Man of the Year
	Conference USA All-Freshmen Team

### 1998-99, 6-10, 10th place

Bart Miller	Conference USA Commissioner's Academic Medal
David Diggs	Conference USA Commissioner's Honor Roll
Pat Duffy	Conference USA Commissioner's Honor Roll
John Polonowski	Conference USA Commissioner's Honor Roll

### 1999-00, 8-8, 4th place American Division

Brian Wardle	All-Conference USA Second Team
Bart Miller	C-USA Men's Basketball Scholar-Athlete of the Year
	Conference USA Commissioner's Academic Medal
	Conference USA Commissioner's Honor Roll

David Diggs	
-------------	--

### 2000-01, 9-7, 3rd place American Division

Brian Wardle	All-Conference USA First Team
Cordell Henry	All-Conference USA Third Team
Odartey Blankson	Conference USA All-Freshman Team
Brian Barone	Conference USA Commissioner's Honor Roll
David Diggs	Conference USA Commissioner's Honor Roll
Pat Duffy	Conference USA Commissioner's Honor Roll

### 2001-02, 13-3, 2nd place American Division

Dwyane Wade	All-Conference USA First Team
Cordell Henry	All-Conference USA Second Team
	Conference USA All-Tournament Team
	Conference USA All-Freshman Team
Travis Diener	Conference USA Commissioner's Honor Roll
David Diggs	Conference USA Commissioner's Honor Roll
Tom Crean	Ray Meyer Coach of the Year

### 2002-03, 14-2, 1st place American Division

	<b>C-USA Regular-Season Champions</b>
Dwyane Wade	Conference USA Player of the Year
	Conference USA Defensive Player of the Year
	All-Conference USA First Team
Travis Diener	All-Conference USA Second Team
Robert Jackson	All-Conference USA Second Team
Steve Novak	Conference USA All-Freshman Team
	Conference USA Sixth Man of the Year
Tom Crean	Ray Meyer Coach of the Year

### 2003-04, 8-8, 8th place

Travis Diener	All-Conference USA First Team
Dameon Mason	Conference USA All-Freshman Team

### 2004-05, 7-9, 9th place

Travis Diener	All-Conference USA First Team
---------------	-------------------------------

104

ALL-TIME CONFERENCE RECORDS







# CONFERENCE USA CAREER LEADERS

## Points

1.	963	Brian Wardle	1997-01
2.	805	Travis Diener	2001-05
3.	740	Cordell Henry	1998-02
4.	604	Dwyane Wade	2001-03
5.	595	Oluoma Nnamaka	1998-02
6.	540	Steve Novak	2002-05
7.	529	Aaron Hutchins	1995-98
8.	523	John Cliff	1996-00
9.	494	Scott Merritt	2000-04
10.	351	Dameon Mason	2003-05

## Scoring Average

1.	18.9	Dwyane Wade	2001-03
2.	15.1	Brian Wardle	1997-01
3.	14.4	Robert Jackson	2002-03
4.	14.4	Roney Eford	1995-96
5.	13.9	Travis Diener	2001-05
6.	12.9	Aaron Hutchins	1995-98
7.	12.6	Amal McCaskill	1995-96
8.	11.8	Chris Crawford	1995-97
9.	11.6	Cordell Henry	1998-02
10.	11.3	Steve Novak	2002-05

## Field Goals Made

1.	320	Brian Wardle	1997-01
2.	259	Cordell Henry	1998-02
3.	234	Travis Diener	2001-05
4.	219	Dwyane Wade	2001-03
5.	200	Oluoma Nnamaka	1998-02
6.	189	John Cliff	1996-00
7.	170	Aaron Hutchins	1995-98
8.	170	Scott Merritt	2000-04
9.	164	Steve Novak	2002-05
10.	128	Dameon Mason	2003-05

## Field Goals Attempted

1.	819	Brian Wardle	1997-01
2.	647	Cordell Henry	1998-02
3.	593	Travis Diener	2001-05
4.	521	John Cliff	1996-00
5.	474	Aaron Hutchins	1995-98
6.	449	Dwyane Wade	2001-03
7.	424	Oluoma Nnamaka	1998-02
8.	389	Scott Merritt	2000-04
9.	363	Steve Novak	2002-05
10.	341	Mike Bargaen	1995-99

## Field Goal Percentage (min. 100 FGA)

1.	60.4% (61-101)	Faisal Abraham	1995-97
2.	59.0% (72-122)	Amal McCaskill	1995-96
3.	52.4% (86-164)	Jon Harris	1999-02
4.	51.6% (83-161)	Robert Jackson	2002-03
5.	49.2% (68-138)	Richard Shaw	1995-98
6.	48.7% (219-449)	Dwyane Wade	2001-03
7.	47.2% (200-424)	Oluoma Nnamaka	1998-02
8.	47.1% (90-191)	Odartey Blankston	2000-02
9.	46.5% (73-157)	Roney Eford	1995-96

## Three-Point Field Goals Made

1.	133	Travis Diener	2001-05
2.	122	Steve Novak	2002-05
3.	120	Brian Wardle	1997-01
4.	94	John Cliff	1996-00
5.	75	Cordell Henry	1998-02
6.	74	Aaron Hutchins	1995-98
7.	56	Mike Bargaen	1995-99
8.	46	Anthony Pieper	1995-97
9.	28	Chris Crawford	1995-97
10.	26	Oluoma Nnamaka	1998-02

## Three-Point Field Goals Attempted

1.	335	Travis Diener	2001-05
2.	326	Brian Wardle	1997-01
3.	290	John Cliff	1996-00
4.	266	Steve Novak	2002-05
5.	233	Cordell Henry	1998-02
6.	228	Aaron Hutchins	1995-98
7.	164	Mike Bargaen	1995-99
8.	115	Anthony Pieper	1995-97
9.	79	Oluoma Nnamaka	1998-02
10.	78	Chris Crawford	1995-97

## Three-Point Field Goal Percentage (min. 40 3FGA)

1.	45.9% (122-266)	Steve Novak	2002-05
2.	40.5% (17-42)	Roney Eford	1995-96
3.	40.0% (46-115)	Anthony Pieper	1995-97
4.	39.7% (133-335)	Travis Diener	2001-05
5.	37.8% (17-45)	Dwyane Wade	2001-03
6.	36.8% (120-326)	Brian Wardle	1997-01
7.	35.9% (28-78)	Chris Crawford	1995-97
8.	34.1% (56-164)	Mike Bargaen	1995-99
9.	32.9% (26-79)	Oluoma Nnamaka	1998-02

## Free Throws Made

1.	204	Travis Diener	2001-05
2.	203	Brian Wardle	1998-01
3.	169	Oluoma Nnamaka	1998-02
4.	153	Scott Merritt	2000-04
5.	149	Dwyane Wade	2001-03
6.	147	Cordell Henry	1998-02
7.	111	Aaron Hutchins	1995-98
8.	90	Steve Novak	2002-05
9.	76	Chris Crawford	1995-97
10.	71	Jarrold Lovette	1995-98

## Free Throws Attempted

1.	245	Travis Diener	2001-05
2.	242	Brian Wardle	1997-01
3.	236	Oluoma Nnamaka	1998-02
4.	211	Scott Merritt	2000-04
5.	199	Dwyane Wade	2001-03
6.	174	Cordell Henry	1998-02
7.	142	Aaron Hutchins	1995-98
8.	103	Chris Crawford	1995-97
9.	99	Jon Harris	1998-02
10.	99	Jarrold Lovette	1995-98

## Free Throw Percentage (min. 42 FTA)

1.	92.8% (90-97)	Steve Novak	2002-05
2.	84.4% (147-174)	Cordell Henry	1998-02
3.	84.4% (65-77)	Robert Jackson	2002-03
4.	83.8% (203-242)	Brian Wardle	1997-01
5.	83.3% (204-245)	Travis Diener	2001-05
6.	80.2% (65-81)	Anthony Pieper	1995-97
7.	78.2% (111-142)	Aaron Hutchins	1995-98
8.	74.8% (149-199)	Dwyane Wade	2001-03
9.	73.8% (76-103)	Chris Crawford	1995-97
10.	72.5% (94-129)	Scott Merritt	2000-04

## Rebounds

1.	357	Oluoma Nnamaka	1998-02
2.	327	Scott Merritt	2000-04
3.	263	Brian Wardle	1997-01
4.	235	Jon Harris	1998-02
5.	219	Mike Bargaen	1995-99
6.	209	Dwyane Wade	2001-03
7.	206	Jarrold Lovette	1995-98
8.	197	Travis Diener	2001-05
9.	189	Odartey Blankston	2000-02
10.	184	Cordell Henry	1998-02

## Rebounding Average

1.	7.9	Amal McCaskill	1995-96
2.	6.7	Robert Jackson	2002-03
3.	6.5	Dwyane Wade	2001-03
4.	6.1	Roney Eford	1995-96
5.	5.9	Odartey Blankston	2000-02
6.	5.7	Faisal Abraham	1995-97
7.	5.6	Oluoma Nnamaka	1998-02
8.	5.1	Scott Merritt	2000-04
9.	4.7	Jarrold Lovette	1995-99
10.	4.4	Chris Crawford	1995-97

## Assists

1.	292	Travis Diener	2001-05
2.	244	Cordell Henry	1998-02
3.	206	Aaron Hutchins	1995-98
4.	119	Brian Wardle	1997-01
5.	113	Dwyane Wade	2001-03
6.	92	Mike Bargaen	1995-99
7.	74	Marcus West	1996-98
8.	71	Scott Merritt	2000-04
9.	70	Oluoma Nnamaka	1998-02
10.	55	Dameon Mason	2003-05

## Blocked Shots

1.	55	Faisal Abraham	1995-97
2.	51	Scott Merritt	2000-04
3.	45	Dwyane Wade	2001-03
4.	42	Mike Bargaen	1995-99
5.	31	Amal McCaskill	1995-96
6.	25	Oluoma Nnamaka	1998-02
7.	24	Richard Shaw	1995-98
8.	23	Abel Joseph	1995-98
9.	19	Terry Sanders	2000-04
10.	18	Todd Townsend	2001-05

## Steals

1.	85	Dwyane Wade	2001-03
2.	76	Travis Diener	2001-05
3.	66	Cordell Henry	1998-02
4.	50	Aaron Hutchins	1995-98
5.	47	Oluoma Nnamaka	1998-02
6.	47	Mike Bargaen	1995-99
7.	46	John Cliff	1996-00
8.	41	Brian Wardle	1997-01
9.	37	Scott Merritt	2000-04
10.	30	Jon Harris	1998-02
	30	Odartey Blankston	2000-02

100 CONFERENCE USA CAREER LEADERS





# CONFERENCE USA SEASON LEADERS

## Points

1.	327	Dwyane Wade	2002-03
2.	316	Brian Wardle	2000-01
3.	312	Travis Diener	2003-04
4.	277	Dwyane Wade	2001-02
5.	271	Brian Wardle	1999-00
6.	241	Cordell Henry	2001-02
7.	232	Cordell Henry	2000-01
8.	231	Robert Jackson	2002-03
9.	218	John Cliff	1999-00
10.	213	Steve Novak	2004-05

## Scoring Average

1.	20.4	Dwyane Wade	2002-03
2.	19.8	Brian Wardle	2000-01
3.	19.5	Travis Diener	2003-04
4.	18.1	Travis Diener	2004-05
5.	17.3	Dwyane Wade	2001-02
6.	16.9	Brian Wardle	1999-00
7.	15.1	Cordell Henry	2001-02
8.	14.5	Cordell Henry	2000-01
9.	14.4	Robert Jackson	2002-03
	14.4	Roney Eford	1995-96

## Field Goals Made

1.	48	Travis Diener	2003-04
	48	Steve Novak	2003-04
3.	45	Steve Novak	2004-05
4.	40	John Cliff	1998-99
	40	Brian Wardle	2000-01
6.	35	Travis Diener	2002-03
7.	34	Brian Wardle	1999-00
8.	31	John Cliff	1999-00
9.	29	Steve Novak	2002-03
10.	28	Aaron Hutchins	1995-96

## Field Goals Attempted

1.	111	Steve Novak	2003-04
2.	109	Travis Diener	2003-04
3.	103	Brian Wardle	2000-01
4.	102	John Cliff	1999-00
5.	99	Steve Novak	2004-05
6.	97	John Cliff	1998-99
7.	87	Travis Diener	2002-03
8.	82	Aaron Hutchins	1995-96
	82	Brian Wardle	1999-00
10.	81	Brian Wardle	1997-98

## Field Goal Percentage (min. 100 FGA)

1.	51.8% (29-56)	Steve Novak	2002-03
2.	45.5% (45-99)	Steve Novak	2004-05
3.	44.0% (48-109)	Travis Diener	2003-04
4.	43.2% (48-111)	Steve Novak	2003-04
5.	43.1% (22-51)	Anthony Pieper	1996-97
6.	41.5% (34-82)	Brian Wardle	1999-02
7.	41.2% (40-97)	John Cliff	1998-99
8.	41.0% (25-61)	Travis Diener	2001-02
9.	40.5% (17-42)	Chris Crawford	1996-97
	40.5% (17-42)	Roney Eford	1995-96

## Three-Point Field Goals Made

1.	48	Travis Diener	2003-04
	48	Steve Novak	2003-04
3.	40	John Cliff	1998-99
	40	Brian Wardle	2000-01
5.	35	Travis Diener	2002-03
6.	34	Brian Wardle	1999-00
7.	31	John Cliff	1999-00
8.	29	Steve Novak	2002-03
9.	28	Aaron Hutchins	1995-96
10.	26	Mike Bargaen	1998-99

## Three-Point Field Goals Attempted

1.	111	Steve Novak	2003-04
2.	109	Travis Diener	2003-04
3.	103	Brian Wardle	2000-01
4.	102	John Cliff	1999-00
5.	97	John Cliff	1998-99
6.	87	Travis Diener	2002-03
7.	82	Aaron Hutchins	1995-96
	82	Brian Wardle	1999-00
9.	81	Brian Wardle	1997-98
10.	75	Aaron Hutchins	1996-97

## Three-Point Field Goal Percentage (min. 40 3FGA)

1.	51.8% (29-56)	Steve Novak	2002-03
2.	44.0% (48-109)	Travis Diener	2003-04
3.	43.2% (48-111)	Steve Novak	2003-04
4.	43.1% (22-51)	Anthony Pieper	1996-97
5.	41.5% (34-82)	Brian Wardle	1999-00
6.	41.2% (40-97)	John Cliff	1998-99
7.	41.0% (25-61)	Travis Diener	2001-02
8.	40.5% (17-42)	Chris Crawford	1996-97
	40.5% (17-42)	Roney Eford	1995-96
10.	40.2% (35-87)	Travis Diener	2002-03

## Free Throws Made

1.	110	Dwyane Wade	2002-03
2.	88	Travis Diener	2003-04
3.	78	Brian Wardle	2000-01
4.	66	Oluoma Nnamaka	2000-01
5.	65	Robert Jackson	2002-03
6.	59	Scott Merritt	2003-04
7.	53	Aaron Hutchins	1995-96
8.	52	Travis Diener	2004-05
9.	49	Brian Wardle	1999-00
10.	48	Cordell Henry	2000-01

## Free Throws Attempted

1.	138	Dwyane Wade	2002-03
2.	99	Travis Diener	2003-04
3.	93	Brian Wardle	2000-01
4.	82	Oluoma Nnamaka	2000-01
	82	Scott Merritt	2003-04
6.	77	Robert Jackson	2002-03
7.	66	Travis Diener	2004-05
	66	Dameon Mason	2003-04
9.	64	Aaron Hutchins	1995-96
10.	61	Dwyane Wade	2001-02

## Free Throw Percentage (min. 35 FTA)

1.	94.7% (36-38)	Steve Novak	2004-05
2.	91.4% (32-35)	Steve Novak	2003-04
3.	88.9% (88-99)	Travis Diener	2003-04
4.	88.4% (38-43)	Brian Wardle	1998-99
5.	86.0% (43-50)	Cordell Henry	2001-02
	86.0% (37-43)	Anthony Pieper	1995-96
7.	85.7% (48-56)	Cordell Henry	2000-01
8.	84.4% (65-77)	Robert Jackson	2002-03
9.	83.9% (78-93)	Brian Wardle	2000-01
10.	83.1% (49-59)	Brian Wardle	1999-00

## Rebounds

1.	112	Scott Merritt	2003-04
2.	111	Amal McCaskill	1995-96
3.	109	Marcus Jackson	2004-05
	109	Dwyane Wade	2001-02
	109	Oluoma Nnamaka	1999-00
6.	108	Jarrod Lovette	1997-98
7.	107	Robert Jackson	2002-03
8.	103	Scott Merritt	2002-03
9.	102	Odartey Blankson	2001-02
	102	Jon Harris	1999-00

## Rebounding Average

1.	7.9	Amal McCaskill	1995-96
2.	7.0	Scott Merritt	2003-04
3.	6.8	Marcus Jackson	2004-05
	6.8	Dwyane Wade	2001-02
	6.8	Oluoma Nnamaka	1999-00
	6.8	Jarrod Lovette	1997-98
7.	6.7	Robert Jackson	2002-03
	6.7	Faisal Abraham	1996-97
9.	6.4	Scott Merritt	2002-03
	6.4	Odartey Blankson	2001-02
	6.4	Jon Harris	1999-00

## Assists

1.	99	Aaron Hutchins	1995-96
2.	90	Travis Diener	2003-04
3.	88	Travis Diener	2002-03
4.	81	Cordell Henry	2000-01
5.	80	Travis Diener	2004-05
6.	69	Aaron Hutchins	1996-97
7.	67	Dwyane Wade	2002-03
8.	58	Cordell Henry	1998-99
9.	53	Cordell Henry	2001-02
10.	52	Cordell Henry	1999-00

## Blocked Shots

1.	36	Faisal Abraham	1996-97
2.	31	Amal McCaskill	1995-96
3.	25	Dwyane Wade	2002-03
4.	21	Mike Bargaen	1998-99
5.	20	Dwyane Wade	2001-02
6.	19	Faisal Abraham	1995-96
7.	18	Abel Joseph	1997-98
8.	17	Scott Merritt	2002-03
9.	16	Richard Shaw	1997-98
10.	13	Mike Bargaen	1997-98
	13	Scott Merritt	2000-01

## Steals

1.	46	Dwyane Wade	2001-02
2.	39	Dwyane Wade	2002-03
3.	26	Travis Diener	2001-02
4.	23	Cordell Henry	2000-01
5.	22	Aaron Hutchins	1996-97
6.	21	Mike Bargaen	1998-99
7.	20	Cordell Henry	1999-00
	20	Oluoma Nnamaka	1998-99
8.	19	John Cliff	1999-00
	19	John Cliff	1998-99
	19	Marcus West	1997-98
9.	18	Travis Diener	2003-04
	18	Travis Diener	2002-03
	18	Cordell Henry	1998-99
	18	Chris Crawford	1996-97





# CONFERENCE USA SINGLE GAME RECORDS

## MARQUETTE - TEAM

### Points

98 vs. UAB	Mar. 1, 2003
96 vs. South Florida	Jan. 11, 2003
87 vs. DePaul	Jan. 19, 2002
85 vs. Tulane	Jan. 14, 2003
83 vs. TCU	Jan. 23, 2002

### Field Goals Made

33 vs. South Florida	Jan. 11, 2003
32 vs. East Carolina	Jan. 29, 2003
31 vs. DePaul	Mar. 1, 2002
31 vs. TCU	Jan. 23, 2002
31 vs. DePaul	Jan. 9, 1997
31 vs. Tulane	Jan. 8, 2005

### Field Goals Attempted

73 vs. UAB (OT)	Jan. 6, 1999
69 vs. Louisville (3OT)	Feb. 24, 2001
69 vs. Memphis	Feb. 21, 1999

### Field Goal Percentage

59.1% (26-44) vs. Tulane	Jan. 14, 2003
58.0% (29-50) vs. UAB	Mar. 1, 2003
57.9% (33-57) vs. South Florida	Jan. 11, 2003
55.6% (20-36) vs. Houston	Mar. 2, 2005
55.4% (31-56) vs. DePaul	Mar. 1, 2002
55.1% (27-49) vs. Tulane	Feb. 1, 1998

### Three-Point Field Goals Made

13 vs. Louisville (2OT)	Feb. 28, 1996
12 vs. UAB	Feb. 2, 2005
12 vs. Tulane	Jan. 27, 2001
12 vs. Tulane	Mar. 4, 2000

### Three-Point Field Goals Attempted

30 vs. Louisville	Feb. 17, 2005
30 vs. UAB	Mar. 1, 2000
30 vs. UAB	Jan. 7, 1998
29 vs. Tulane	Mar. 4, 2001

### Three-Point Field Goal Percentage (min. 10 atts)

80.0% (12-15) vs. Tulane	Jan. 27, 2001
64.3% (9-14) vs. Saint Louis	Jan. 18, 2001

### Free Throws Made

33 vs. UAB	Mar. 1, 2003
29 vs. UNC Charlotte	Feb. 13, 1999

### Free Throws Attempted

38 vs. Tulane	Jan. 14, 2003
38 vs. Louisville	Feb. 24, 2001 (3OT)
37 vs. UAB	Mar. 1, 2003
37 vs. Cincinnati	Jan. 13, 1996

### Free Throw Percentage

100.0% (12-12) vs. East Carolina	Dec. 30, 2002
100.0% (8-8) vs. DePaul	Jan. 17, 1996
100.0% (7-7) vs. UAB	Feb. 2, 2005
100.0% (3-3) vs. Charlotte	Jan. 29, 2000

### Rebounds

57 vs. Southern Miss	Jan. 4, 1997
51 vs. South Florida	Feb. 7, 1996

### Assists

26 vs. South Florida	Jan. 11, 2003
23 vs. UAB	Mar. 1, 2003
23 vs. DePaul	Jan. 9, 1997
22 vs. Tulane	Jan. 8, 2005
22 vs. Tulane	Jan. 27, 2001

### Blocked Shots

11 vs. UNC Charlotte	Feb. 15, 1997
10 vs. Saint Louis	Jan. 18, 1997

### Steals

14 vs. Tulane	Jan. 29, 2002
14 vs. Houston	Feb. 27, 1998

## OPPONENT - TEAM

### Points

99 - Louisville	Jan. 26, 2005
91 - Cincinnati	Feb. 8, 1997
91 - Cincinnati	Jan. 13, 1996
89 - Memphis	Feb. 14, 2004

### Field Goals Made

35 - Louisville	Jan. 26, 2005
34 - UAB	Feb. 28, 2004
34 - Cincinnati	Jan. 13, 1996
33 - Cincinnati	Feb. 8, 1997

### Field Goals Attempted

74 - UNC Charlotte	Feb. 15, 1997
--------------------	---------------

### Field Goal Percentage

56.4% (31-55) DePaul	Feb. 7, 2004
56.3% (27-48) Southern Mississippi	Feb. 2, 2000
55.0% (33-60) Cincinnati	Feb. 8, 1997

### Three-Point Field Goals Made

17 - Louisville	Jan. 26, 2005
16 - Memphis	Feb. 14, 2004
13 - Louisville	Jan. 9, 2002

### Three-Point Field Goals Attempted

37 - Louisville	Jan. 9, 2002
34 - Louisville	Jan. 31, 2004
33 - Houston	Mar. 2, 2005
31 - Memphis	Feb. 14, 2004

### Three-Point Field Goal Percentage

66.7% (6-9) - Saint Louis	Feb. 25, 1996
---------------------------	---------------

### Free Throws Made

28 - Cincinnati	Jan. 8, 2000
27 - Cincinnati	Feb. 1, 2003
27 - Tulane	Feb. 4, 1996
27 - UNC Charlotte	Jan. 25, 1996

### Free Throws Attempted

44 - Cincinnati	Jan. 8, 2000
39 - Tulane	Feb. 4, 1996

### Free Throw Percentage

87.1% (27-31) - UNC Charlotte	Jan. 25, 1996
-------------------------------	---------------

### Rebounds

58 - UNC Charlotte	Feb. 15, 1997
--------------------	---------------

### Assists

24 - Louisville	Jan. 26, 2005
21 - UAB	Feb. 28, 2004
21 - Tulane	Jan. 14, 2003
21 - Cincinnati	Feb. 8, 1997

### Blocked Shots

11 - Cincinnati	Jan. 4, 1999
10 - Memphis	Feb. 2, 2002
10 - Memphis	Feb. 21, 1999
10 - Tulane	Feb. 4, 1996
10 - Louisville	Feb. 28, 1996

### Steals

19 - UAB	Jan. 15, 2002
17 - Memphis	Jan. 13, 2005
17 - UAB	Feb. 28, 2004
14 - UAB	Mar. 1, 2003
14 - Tulane	Feb. 1, 1998
14 - DePaul	Jan. 9, 1997





# CONFERENCE USA SINGLE GAME INDIVIDUAL RECORDS

## MARQUETTE INDIVIDUAL

<b>Points</b>		
37	John Cliff vs. Memphis	Feb. 21, 1999
36	Brian Wardle vs. Charlotte	Feb. 13, 1999
35	Dwayne Wade vs. Tulane	Jan. 14, 2003
35	Dwayne Wade vs. DePaul	Jan. 19, 2002
32	Brian Wardle vs. Southern Miss	Jan. 30, 2001
32	Aaron Hutchins vs. Cincinnati	Jan. 22, 1998

<b>Field Goals Made</b>		
15	John Cliff vs. Memphis	Feb. 21, 1999
13	Dwayne Wade vs. Tulane	Jan. 14, 2003
13	Dwayne Wade vs. DePaul	Jan. 19, 2002

<b>Field Goals Attempted</b>		
23	Brian Wardle vs. Louisville	Feb. 24, 2001
22	Travis Diener vs. East Carolina	Feb. 12, 2005
22	Brian Wardle vs. UAB	Feb. 14, 2001
22	Brian Wardle vs. South Florida	Feb. 24, 2000
22	John Cliff vs. Memphis	Feb. 21, 1999

<b>Field Goal Percentage</b>		
90.0% (9-10)	Amal McCaskill vs. Saint Louis	Jan. 7, 1995

<b>Three-Point Field Goals Made</b>		
8	Steve Novak vs. Louisville	Jan. 31, 2004
7	Steve Novak vs. Cincinnati	Feb. 24, 2005
7	Travis Diener vs. DePaul	Feb. 7, 2004

<b>Three-Point Field Goals Attempted</b>		
13	Steve Novak vs. Louisville	Jan. 31, 2004
12	Steve Novak vs. Cincinnati	Feb. 24, 2005
12	Travis Diener vs. East Carolina	Feb. 12, 2005
12	John Cliff vs. Houston	Feb. 27, 1999
12	Aaron Hutchins vs. Charlotte	Jan. 25, 1996

<b>Three-Point Field Goal Percentage</b>		
100.0% (5-5)	Brian Wardle vs. Charlotte	Jan. 19, 2000
100.0% (5-5)	Anthony Pieper vs. Cincinnati	Feb. 27, 1997
100.0% (3-3)	Todd Townsend vs. Louisville	Jan. 26, 2005

<b>Free Throws Made</b>		
16	Brian Wardle vs. UNC Charlotte	Feb. 13, 1999
14	Dwayne Wade vs. UAB	Mar. 1, 2003
13	Brian Wardle vs. Saint Louis	Jan. 24, 1998
13	Jarrold Lovette vs. Louisville	Feb. 20, 1997

<b>Free Throws Attempted</b>		
16	Dwayne Wade vs. DePaul	Jan. 25, 2003
16	Brian Wardle vs. Charlotte	Feb. 13, 1999
16	Brian Wardle vs. Saint Louis	Jan. 24, 1998
15	Travis Diener vs. South Florida	Jan. 15, 2005
15	Dwayne Wade vs. UAB	Mar. 1, 2003
15	Aaron Hutchins vs. Cincinnati	Jan. 22, 1998

<b>Free Throw Percentage (8 or more FTA)</b>		
100.0% (16-16)	Brian Wardle vs. Charlotte	Feb. 13, 1999
100.0% (13-13)	Jarrold Lovette vs. Louisville (OT)	Feb. 20, 1997
100.0% (12-12)	Steve Novak vs. Houston	Mar. 2, 2005
100.0% (11-11)	Anthony Pieper vs. UAB	Feb. 17, 1997
100.0% (9-9)	Robert Jackson vs. Cincinnati	Feb. 1, 2003
100.0% (8-8)	Travis Diener vs. Tulane	Jan. 14, 2003
100.0% (8-8)	Cordell Henry vs. Memphis	Feb. 2, 2001
100.0% (8-8)	Travis Diener vs. Tulane	Feb. 21, 2004

<b>Rebounds</b>		
16	Marcus Jackson vs. Saint Louis	Jan. 29, 2005
16	Odartey Blankson vs. Southern Miss	Feb. 9, 2002
15	Scott Merritt vs. South Florida	Feb. 26, 2004
15	Jarrold Lovette vs. Louisville (OT)	Feb. 20, 1997
14	Dwayne Wade vs. TCU	Feb. 22, 2003
14	Oluoma Nnamaka vs. Charlotte	Jan. 24, 2001

<b>Assists</b>		
12	Travis Diener vs. Tulane	Jan. 8, 2005
12	Travis Diener vs. DePaul	Feb. 7, 2004
12	Travis Diener vs. South Florida	Jan. 11, 2003
12	Aaron Hutchins vs. DePaul	Jan. 9, 1997
12	Aaron Hutchins vs. DePaul	Jan. 17, 1996
11	Travis Diener vs. Louisville	Feb. 17, 2005
11	Cordell Henry vs. Tulane	Jan. 27, 2001
11	Aaron Hutchins vs. Saint Louis	Jan. 7, 1996
11	Aaron Hutchins vs. Cincinnati	Mar. 2, 1996

<b>Blocked Shots</b>		
6	Marcus Jackson vs. Memphis	Jan. 13, 2005
6	Mike Barga vs. Cincinnati	Feb. 10, 1999
6	Mike Barga vs. UAB (OT)	Jan. 6, 1999
6	Amal McCaskill vs. Louisville	Feb. 28, 1996

<b>Steals</b>		
7	Dwayne Wade vs. DePaul	Jan. 25, 2003
6	Dwayne Wade vs. DePaul	Jan. 19, 2002
6	Odartey Blankson vs. Tulane	Jan. 27, 2001
6	Oluoma Nnamaka vs. Louisville	Jan. 13, 1999

## OPPONENT - INDIVIDUAL

<b>Points</b>		
40	Larry Hughes - Saint Louis	Jan. 24, 1998
35	Altron Jackson - South Florida	Jan. 17, 2001
32	Danny Fortson - Cincinnati	Mar. 2, 1996

<b>Field Goals Made</b>		
14	Altron Jackson - South Florida	Jan. 17, 2001
13	Larry Hughes - Saint Louis	Jan. 24, 1998

<b>Field Goals Attempted</b>		
22	Larry Hughes - Saint Louis	Jan. 24, 1998
21	Altron Jackson - South Florida	Jan. 17, 2001
21	D'Juan Baker - Cincinnati	Jan. 11, 1998
21	Demarco Johnson - Charlotte	Feb. 22, 1996

<b>Field Goal Percentage</b>		
81.8% (9-11)	Marques Maybin - Louisville	Jan. 13, 1999

<b>Three-Point Field Goals Made</b>		
8	Andre Owens - Houston	Mar. 2, 2005
6	Larry O'Bannon - Louisville	Jan. 26, 2004
6	Demon Brown - Charlotte	Feb. 20, 2003
6	Demon Brown - Charlotte	Jan. 18, 2003
6	Cedric Dixon - UAB	Jan. 30, 1996

<b>Three-Point Field Goals Attempted</b>		
17	Demon Brown - Charlotte	Feb. 20, 2003
16	Demon Brown - Charlotte	Jan. 20, 2004
15	Demon Brown - Charlotte	Jan. 18, 2003
12	Jobey Thomas - Charlotte	Jan. 20, 2001

<b>Three-Point Field Goal Percentage</b>		
80.0% (4-5)	Virgel Cobbin - Saint Louis	Feb. 25, 1997

<b>Free Throws Made</b>		
12	Leonard Stokes - Cincinnati	Feb. 1, 2003
12	Vandarel Jones - Southern Miss	Jan. 30, 2001
12	Maurice Jeffers - Saint Louis	Jan. 24, 2001
12	Larry Hughes - Saint Louis	Feb. 25, 1998
12	Danny Fortson - Cincinnati	March 2, 1996

<b>Free Throws Attempted</b>		
20	Larry Hughes - Saint Louis	Feb. 25, 1998

<b>Free Throw Percentage (min. 8 atts.)</b>		
100.0% (10-10)	Gabriel Mikulas - East Carolina	Dec. 30, 2002
100.0% (8-8)	Marques Maybin - Louisville	Feb. 13, 2000

<b>Rebounds</b>		
19	Luke Whitehead - Louisville	Jan. 31, 2004
17	Quentin Richardson	DePaul - Feb. 16, 2000
16	Jamal Brown - TCU	Jan. 23, 2002
16	William Stringfellow - Houston	Feb. 27, 1999
16	Kelvin Price - Charlotte	Jan. 13, 1998

<b>Assists</b>		
12	Sammy Mejia - DePaul	Feb. 7, 2004

<b>Blocked Shots</b>		
7	Kelly Wise - Memphis	Feb. 21, 1999

<b>Steals</b>		
7	Galen Young - UNC Charlotte	Jan. 21, 1999





# MARQUETTE/OPPONENT BRADLEY CENTER TEAM RECORDS

## MARQUETTE

### Points

105 vs. Grambling	Dec. 28, 2002
105 vs. Delaware State	Jan. 20, 1993
104 vs. Prairie View A&M	Dec. 6, 1996

### Field Goals Made

40 vs. Eastern Illinois	Nov. 26, 2002
39 vs. Grambling	Dec. 28, 2002
37 vs. Prairie View A&M	Dec. 6, 1996
37 vs. Illinois-Chicago	Jan. 15, 1996
36 vs. IPFW	Jan. 2, 2005
36 vs. Appalation State	Dec. 7, 2002
36 vs. Dayton	Dec. 21, 1997
36 vs. Northwestern	Dec. 3, 1994
36 vs. Dayton	Jan. 6, 1993
36 vs. Prairie View A&M	Nov. 22, 1991
36 vs. Loyola (Ill.) (OT)	Feb. 28, 1989
36 vs. Dayton	Jan. 14, 1989

### Field Goals Attempted

77 vs. Prairie View A&M	Dec. 19, 1990
76 vs. Memphis	March 4, 1995
76 vs. Northwestern	Dec. 3, 1994

### Field Goal Percentage

65.5% (36-55) vs. Dayton	Jan. 14, 1989
65.0% (39-60) vs. Grambling	Dec. 28, 2002
64.0% (32-50) vs. Maryland-Baltimore County	Feb. 23, 1989

### Three-Point Field Goals Made

15 vs. Fairleigh Dickinson	Dec. 6, 1994
----------------------------	--------------

### Three-Point Field Goals Attempted

31 vs. Fairleigh Dickinson	Dec. 6, 1994
----------------------------	--------------

### Three-Point Field Goal Percentage

80.0% (12-15) vs. Tulane	Jan. 27, 2001
70.0% (7-10) vs. Rice	Dec. 2, 1988

### Free Throws Made

35 vs. Savannah St.	Nov. 21, 2003
35 vs. Memphis	Jan. 23, 1993
33 vs. UAB	Mar. 1, 2003
33 vs. Chicago State	Nov. 18, 2001
33 vs. Notre Dame	Dec. 9, 1989

### Free Throws Attempted

50 vs. Savannah St.	Nov. 21, 2003
47 vs. Northern Illinois	Nov. 28, 1991
46 vs. Chicago State	Nov. 18, 2001

### Free Throw Percentage

97.2% (35-36) vs. Memphis	Jan. 23, 1993
---------------------------	---------------

### Rebounds

63 vs. Wisconsin	Dec. 31, 1994
60 vs. Morgan State	Dec. 31, 1989
59 vs. Chicago State	Nov. 18, 2001

### Assists

29 vs. Grambling	Dec. 28, 2002
27 vs. DePaul	March 6, 1993
27 vs. Dayton	Jan. 6, 1993

### Blocked Shots

16 vs. Butler	March 2, 1991
---------------	---------------

### Steals

18 vs. Prairie View A&M	Dec. 6, 1996
17 vs. Texas Southern	Nov. 30, 2001

## OPPONENTS

### Points

98 Xavier (Ohio)	Jan. 19, 1991
96 Virginia (OT)	Feb. 3, 1990

### Field Goals Made

37 Cincinnati (2OT)	Feb. 13, 1994
---------------------	---------------

### Field Goals Attempted

87 Cincinnati (2OT)	Feb. 13, 1994
---------------------	---------------

### Field Goal Percentage

62.5% (30-48) Georgia Tech vs. USC	March 21, 1992
------------------------------------	----------------

### Three-Point Field Goals Made

16 Memphis	Feb. 14, 2004
------------	---------------

### Three-Point Field Goals Attempted

33 Houston	Mar. 2, 2005
33 Florida A&M	Dec. 22, 2003

### Three-Point Field Goal Percentage

88.9% (8-9) Memphis	Jan. 5, 1994
---------------------	--------------

### Free Throws Made

35 Butler	Feb. 2, 1991
35 Maryland-Baltimore County	Feb. 23, 1989

### Free Throws Attempted

40 Detroit-Mercy vs. Texas Southern	Dec. 4, 1994
-------------------------------------	--------------

### Free Throw Percentage

100.0% (12-12) Wisconsin	Dec. 4, 1990
100.0% (11-11) Notre Dame	Dec. 8, 1989

### Rebounds

54 Wisconsin	Dec. 31, 1994
--------------	---------------

### Assists

27 Georgia Tech vs. USC	March 21, 1992
-------------------------	----------------

### Blocked Shots

11 Baylor	Dec. 19, 1998
11 Tulsa	Dec. 5, 1998

### Steals

19 UAB	Jan. 15, 2002
18 Louisville vs. Tulsa	March 15, 1996
18 Northeastern Illinois	Dec. 9, 1992





# MARQUETTE/OPPONENT BRADLEY CENTER INDIVIDUAL RECORDS

## MARQUETTE

### Points

43 Tony Smith vs. Butler March 3, 1990  
36 Jim McLvaine vs. Northeastern Illinois Dec. 9, 1992

### Field Goals Made

15 Tony Smith vs. Butler March 3, 1990

### Field Goals Attempted

27 Tony Smith vs. Butler March 3, 1990

### Field Goal Percentage\*

90.9% (10-11) Trevor Powell vs. Chicago State Dec. 20, 1989

### Three-Point Field Goals Made

7 Travis Diener vs. Nebraska Dec. 21, 2004  
7 Anthony Pieper vs. Morgan State Jan. 2, 1996

### Three-Point Field Goal Attempts

14 Aaron Hutchins vs. Maine Feb. 5, 1997

### Three-Point Field Goal Percentage#

100.0% (5-5) Brian Wardle vs. UNC Charlotte Jan. 19, 2000  
100.0% (5-5) Anthony Pieper vs. Cincinnati Feb. 27, 1997  
100.0% (5-5) Aaron Hutchins vs. Prairie View A&M Dec. 6, 1996

### Free Throws Made

16 Brian Wardle vs. UNC Charlotte Feb. 13, 1999

### Free Throw Attempts

17 Jim McLvaine vs. DePaul Feb. 27, 1994

### Free Throw Percentage&

100.0% (16-16) Brian Wardle vs. Charlotte Feb. 13, 1999  
100.0% (13-13) Jarrod Lovette vs. Louisville (OT) Feb. 20, 1997  
100.0% (12-12) Steve Novak vs. Houston Mar. 2, 2005  
100.0% (12-12) Damon Key vs. Mississippi Valley State Dec. 17, 1991

### Rebounds

19 Amal McCaskill vs. UW-Milwaukee Nov. 26, 1995  
19 Ron Curry vs. Saint Louis Feb. 22, 1992

### Assists

17 Tony Miller vs. Memphis March 4, 1995

### Blocked Shots

13 Jim McLvaine vs. Northeastern Illinois Dec. 9, 1992

### Steals

7 Dwayne Wade vs. DePaul Jan. 25, 2003  
7 Aaron Hutchins vs. Appalachian State Dec. 19, 1996  
7 Aaron Hutchins vs. UW-Milwaukee Nov. 24, 1996

\*min. 10 FGA

#min. 5 3FGA

&min. 10 FTA

## OPPONENTS

### Points

41 Tony Tolbert (Detroit-Mercy) vs. UW-Green Bay (OT) Dec. 3, 1993

### Field Goals Made

16 Tony Tolbert (Detroit-Mercy) vs. UW-Green Bay (OT) Dec. 3, 1993

### Field Goals Attempted

33 Tony Tolbert (Detroit-Mercy) vs. UW-Green Bay (OT) Dec. 3, 1993

### Field Goal Percentage\*

90.9% (10-11) Oliver Miller (Arkansas) vs. Murray State March 19, 1992

### Three-Point Field Goals Made

8 Andre Owens (Houston) Mar. 2, 2005  
7 Jeremy Brown (Idaho State) vs. Coppin State Nov. 23, 2002  
6 17 different players

### Three-Point Field Goals Attempted

17 Demon Brown (Charlotte) Feb. 20, 2003  
17 Chris Funchess (Loyola, Ill.) Feb. 28, 1989

### Three-Point Field Goal Percentage#

100.0% (5-5) Matt McCraw (Air Force) Nov. 16, 2004  
85.7% (6-7) Brian Earl (Princeton) Dec. 7, 1996

### Free Throws Made

15 Chad Angeli (UW-Milwaukee) Dec. 8, 1998

### Free Throws Attempted

18 Chad Angeli (UW-Milwaukee) Dec. 8, 1998

### Free Throw Percentage&

100.0% (10-10) Jeff Parris (Cal State Northridge) Dec. 2, 2000  
100.0% (10-10) Alphonso Ford (Mississippi Valley State) Dec. 7, 1990

### Rebounds

24 Aaron Johnson (Penn State) vs. Western Carolina Nov. 15, 2004  
17 Scott Henry (Idaho State) vs. Texas San-Antonio Nov. 22, 2002  
17 Michael Ruffin (Tulsa) Dec. 5, 1998

### Assists

13 Negele Knight (Dayton) Jan. 14, 1989

### Blocked Shots

7 Michael Ruffin (Tulsa) Dec. 5, 1998

### Steals

7 Ramone Jones (Maine) Feb. 5, 1997  
7 Antoine Brockington (Coppin State) Dec. 6, 1995  
7 Phillip Allen (North Carolina A&T) vs. TCU Dec. 5, 1992

\*min. 10 FGA

#min. 5 3FGA

&min. 10 FTA



*Brian Wardle sank a Bradley Center record 16 free throws vs. Charlotte on Feb. 13, 1999*





## MEDIA INFORMATION

### Credentials:

Working media in need of credentials for Marquette home games should contact the Athletics Media Relations Office.

Credential requests must be received at least 24 hours in advance of the game, and may be made via fax (414.288.6519) or email (mike.broeker@marquette.edu).

Credentials will be held at the Media Entrance (Arena Control at the Bradley Center) for pick up on the day of the game approximately two hours prior to tip-off.

Credentials are for WORKING MEDIA ONLY and will be allocated with the appropriate work space in the media seating areas according to the following priority:

1. Originating radio and television outlets;
2. Daily newspapers providing regular coverage of Marquette and its opponent;
3. National news agencies servicing the print and electronic media;
4. Radio and television outlets providing regular coverage of Marquette and its opponent;
5. National or regional print and electronic media;
6. Officially-sanctioned student media, specialty publications and broadcast publications of Cincinnati and its opponents;
7. Other types of print and electronic media.

**Parking:** A limited number of on-site parking at the Bradley Center is available for media and may be obtained by secured by making advanced arrangements with the Athletics Media Relations Office.

**Photographers:** Photographers are limited to working in the designated areas at each baseline, unless other arrangements have been made with the Athletics Media Relations Office.

**Radio & TV:** All requests for broadcasting a Marquette game from the Bradley Center must be made through Mike Broeker, Associate Athletic Director. Two analog and one ISDN line are available on a courtesy basis for visiting radio.

**Postgame:** Per BIG EAST Conference policy, the head coaches for both teams will be made available to the media in the interview room. The order of appearance will be determined by postgame radio/television commitments of the coaches.

The Marquette locker room is closed to all members of the media. Marquette players that are requested by the media will be brought to the interview room. The Bradley Center press room is located in the west corridor on the floor level of the arena.

**Game Services:** The Marquette Athletics Media Relations Office will provide game programs, notes, statistics and media guides for both teams prior to each home game. An NCAA box score, play-by-play and shot chart will be made available at halftime and post game. Television monitors displaying in-game statistics are available and located along press row.

**Telephones:** A limited number of telephones for media to use are available in the press room on a first-come, first-serve basis. Media requiring personal phone service should contact the Bradley Center (414.227.0794).

**Internet Services:** Marquette University's athletic website is designed and hosted by CSTV's College Sports Online. Located at [www.gomarquette.com](http://www.gomarquette.com), the site contains updated game notes, statistics, box scores and other helpful information related to Marquette basketball. A PDF version of the 2005-06 media guide is also available on-line.

**Interview Policy:** All requests for interviews with Marquette head coach Tom Crean or players on non-game days should be made a minimum of one day in advance and directed through Mike Broeker (414.288.5287). Coach Crean and selected player(s) are available to the media on the day prior to each game.

**Mailing Address:** The Athletics Media Relations Office is located on the second floor of the Al McGuire Center and the mailing address is:  
Athletics Media Relations  
Al McGuire Center  
770 N. 12th Street  
Milwaukee, WI 53233

### Marquette Athletic Media Relations

#### Mike Broeker

Associate AD/Marketing  
& Communications

(414) 288-5287  
mike.broeker@marquette.edu



#### Mike Laprey

Assistant Director,  
Media Relations

(414) 288-7419  
mike.laprey@marquette.edu



#### Blain Fowler

Assistant Director,  
Media Relations

(414) 288-6980  
blain.fowler@marquette.edu



#### Amy Ufnowski

Media Relations  
Assistant

(414) 288-7447  
amy.ufnowski@marquette.edu



#### Shipping Address:

Al McGuire Center  
770 N. 12th Street  
Milwaukee, Wisconsin 53233

Phone: (414) 288-7447

Fax: (414) 288-6519

Website: [www.gomarquette.com](http://www.gomarquette.com)



# MEDIA INFORMATION

## MARQUETTE RADIO NETWORK

From Northern Wisconsin to Chicago, Marquette basketball fans can listen to all the team's games on the Marquette Radio Network. Steve "The Homer" True partners with former Marquette great Jim McIlvaine on all Golden Eagles broadcasts. McIlvaine joined the network full-time following the retirement of another Marquette basketball legend, George Thompson, who left the broadcasting booth at the end of last year following 27 remarkable seasons.

Kent Sommerfeld is in his 15th season as Director of the Marquette Basketball Radio Network.

In 2005-06, Marquette basketball can be heard on the following stations:

- |                           |                           |
|---------------------------|---------------------------|
| WISN 1130 AM (Milwaukee)  | WRPN 1600 AM (Ripon)      |
| WOMT 1240 AM (Manitowac)  | WSCO 1050 AM (Appleton)   |
| WXCO 1230 AM (Wausau)     | WCLO 1230 AM (Janesville) |
| WDUZ 107.5 FM (Green Bay) | WKBV 1490 (Richmond, Ind) |



## MEDIA COVERING MARQUETTE

### WIRE SERVICE

Associated Press, 918 N. 4th Street, Milwaukee, WI 53203 (414.225.3580; Fax: 414.225.3599; email: apmlw@ap.org). Arnie Stapleton, Sports Editor; Dave DeGrace, Editorial Assistant.

### NEWSPAPERS

Milwaukee Journal Sentinel, 333 W. State Street, Milwaukee, WI 53201 (414.224.2310; Fax: 414.224.2049; email: jssports@journal sentinel.com). Garry D. Howard, Sports Editor; Todd Rosiak, Marquette Beat Writer; Michael Hunt, Columnist, Bob Wolfley, TV & Radio Columnist.

Racine Journal Times, 212 4th Street, Racine, WI 53403 (262.631.1750; Fax: 262.631.1780). Susan Shemanske, Sports Editor; Jerry Karpowicz, Marquette Beat Writer; Gery Woelfel, Columnist.

Appleton Post Crescent, P.O. Box 59, Appleton, WI 54912 (920.993.1000 ext. 230; Fax: 920.733.1945; email: pcsports@postcrescent.com). Brad Zimanek, Sports Editor; Ben Wideman, Marquette Beat Writer.

Marquette Tribune, Johnston Hall, Room 009, P.O. Box 1881, Milwaukee, WI 53201 (414.288.5603). Ryan Nilsson, Sports Editor; Paul Day, Marquette Beat Writer; Nick Matkovich, Marquette Beat Writer.

### TELEVISION

WTMJ 4 (NBC), 720 E. Capitol Drive, Milwaukee, WI 53201 (414.967.5399; Fax: 414.967.5466). Rick Rietbrock, Executive Producer; Kevin Hunt, Sports Director/Anchor; Lance Allan, Anchor; Eric Weber, Anchor; Jessie Garcia, Weekend Anchor.

WITI 6 (FOX), 9001 N. Green Bay Road, Milwaukee, WI 53209 (414.586.2181; Fax: 414.586.2141). Tom Pipines, Sports Director/Anchor; Tim Van Vooren, Anchor.

WISN 12 (ABC), 759 N. 19th Street, Milwaukee, WI 53233 (414.937.3337; Fax: 414.342.7505). Dan Needles, Sports Director/Anchor; Andy Kendeigh, Anchor; Stephanie Sutton, Anchor.

WDJT 58 (CBS), 809 S. 60th Street, Milwaukee, WI 53214 (414.607.8127; Fax: 414.777.5802). Rock Rote, Sports Director/Anchor; Matt Engel, Anchor.

WVTV 18 (WB) 4041 N. 35th Street, Milwaukee, WI 53214 (414.874.1818; Fax: 414.203.2300). Joe Radske, News Director.

### RADIO

WISN 1130 AM (Flagship) 12100 Howard Ave., Greenfield, WI 53220 (414.944.5432; Fax: 414.944.5484).

WTMJ 620 AM, 720 E. Capitol Drive, Milwaukee, WI 53201 (414.967.5310; Fax: 414.967.5561). Bill Michaels, Sports Director/Host; Todd Welter, Producer.

WSSP 1250 AM, 11800 W. Grange Ave., Hales Corners, WI 53130 (414.529.1250; Fax: XXX). Chip Ramsey, Program Director; Peter Brown, Host; Chuck Garbedian, Host; Steve Fifer, Host; Jon Kurozawa, Producer; Dave Metcalfe, Producer; Cliff Saunders, Producer; Brian Van Scoyk, Producer.

ESPN Radio 1510 AM, 770 N. Jefferson St., Milwaukee, WI 53202 (800.990.3776; Fax: 414.291.3776). C.J. Knee, Executive Producer/Operations Manager; Steve Haywood, Host; Bill Johnson, Host; Steve True, Host; John Babalola, Producer; Erich Dochterman, Producer; Kyndra de St. Aubin, Reporter.

Wisconsin Radio Networks, 5641 S. 23rd Street, Milwaukee, WI 53221 (414.281.0520). Ron Taylor, Reporter.

102

MEDIA INFORMATION





# THE BRADLEY CENTER



**STEVE COSTELLO**  
President and CEO

## Bradley Center – Home of the Golden Eagles

The Bradley Center, one of the premier facilities in the country, serves as home to Marquette Basketball. Opened in 1988-89, it seats 18,850 for basketball.

If you enjoy the atmosphere that surrounds college basketball, then the Bradley Center is the place for you. Since its opening, over 3.5 million fans have witnessed Marquette Basketball games and given the Blue and Gold a definite home court advantage.

The Bradley Center is a gift to the state of Wisconsin from Jane and Lloyd Pettit in memory of her late father, Harry Lynde Bradley. Bradley was co-founder and chairman of the Allen-Bradley Company. The Bradley Center is the only major, public assembly facility in North America with construction underwritten through the philanthropy of a single family.

The Bradley Center is the home of three sports teams; the Milwaukee Bucks of the NBA, the AHL's Milwaukee Admirals, and the Marquette University men's basketball team. The \$91 million structure features glass-enclosed lobbies, three concourses, movable seats and accommodates both sports and non-sports events, such as concerts, ice shows, family entertainment and even motor sports events.

Bradley Center patrons won't miss a moment of action with the Center's use of state-of-the-art video technology. In September, 1995, the Bradley Center unveiled a new Sony Jumbo Tron large screen video display system. The four-sided Jumbo Tron is the largest center-hung system in North America. Supplementing the scoreboard are two 14-foot by 10-foot videowalls that are used during events for replays and split-screen action. In addition, there are over 120 video monitors located throughout the center.

The Bradley Center Video Suite/Press Box, located on the west side of the Suite Concourse, contains the production facilities for the Center's video and audio systems. The video system receives signals from multiple, high-resolution

CCD cameras placed in various locations in the Center. The Bradley Center sound system is capable of delivering 100 decibels to all areas of the arena. It features distributed speaker clusters suspended 85 feet over the seating area and floor.

## Marquette in the Bradley Center Marquette Attendance in the Bradley Center

Season	W-L	Total Attendance	Average Attendance
1988-89	10-7	203,337	11,961
1989-90	11-5	213,088	13,318
1990-91	8-7	201,495	13,433
1991-92	13-5	227,037	12,613
1992-93	13-3	215,089	13,443
1993-94	13-3	229,562	14,347
1994-95	12-6	225,396	13,258
1995-96	14-0	167,105	11,936
1996-97	12-4	195,961	12,247
1997-98	13-5	207,150	11,508
1998-99	10-5	182,176	12,145
1999-2000	11-3	159,528	9,971
2000-2001	10-5	170,397	11,360
2001-2002	15-0	191,650	12,777
2002-2003	15-1	248,851	15,553
2003-2004	15-3	275,241	15,291
2004-2005	15-6	251,274	11,965
<b>TOTALS</b>	<b>210-68</b>	<b>3,564,337</b>	<b>12,821</b>

## Top 10 Marquette Crowds in the Bradley Center

Attendance	Opponent	Date	Result
1. 18,850	Louisville	Feb. 15, 2003	L, 70-73
2. 18,790	Cincinnati	Mar. 1, 2003	W, 70-61
3. 18,788	DePaul	Mar. 1, 2002	W, 72-53
4. 18,753	Louisville	Feb. 16, 2002	W, 75-63
5. 18,698	Cincinnati	Feb. 2, 2002	W, 74-60
6. 18,677	Wisconsin	Dec. 14, 2002	W, 63-54
7. 18,645	DePaul	Jan. 24, 2004	W, 70-62
8. 18,611	Wisconsin	Dec. 11, 2004	W, 63-54
9. 18,563	Cincinnati	Feb. 25, 1993	L, 57-66
10. 18,545	Wisconsin	Dec. 23, 1998	L, 45-61



## Bradley Center Facts

- The Bradley Center hosts approximately 200 events a year. Nearly 60-percent are sporting events that feature the facility's three home athletic teams.
- In addition to serving as an outstanding venue for athletics, the Bradley Center has hosted concerts featuring the world of entertainment's biggest names including Bruce Springsteen, Garth Brooks, The Rolling Stones, U2, Eric Clapton, Janet Jackson, Paul McCartney, Elton John, The Dave Matthews Band, John Mellencamp and WWE.
- Marquette's first game at the Bradley Center took place on Dec. 2, 1988, when it recorded a 76-60 win over Rice.
- The largest crowd for a regular-season Marquette game was on Feb. 15, 2003, when 18,850 saw Marquette battle Louisville.
- In addition to regular-season games, Marquette also has hosted postseason competition at the Bradley Center. The Golden Eagles have a 5-1 record in National Invitation Tournament (NIT) games in the Bradley Center.
- Marquette has hosted the first and second rounds of the NCAA Men's Basketball Championship four times; in 1992, 1996, 1999, and 2004.

## Directions to Bradley Center

Bradley Center (BC) Parking Structure - 1030 North Sixth Street.

The Bradley Center Parking Structure is adjacent to the Bradley Center.

### Madison / Points West:

Take I-94 east to the Civic Center/J. Lovell exit (Exit #1-H); travel 3 blocks north on J. Lovell to Wells Street; turn right on Wells to 6th Street; turn left on 6th; travel 2 1/2 blocks. BC Parking Structure is located to your right.

### Chicago / Points South:

Take I-94 north to I-43 north; travel north on I-43 to the Civic Center / Kilbourn Avenue tunnel exit (Exit #72-C). At the first traffic light, turn left onto 6th Street; travel 2 blocks. BC Parking Structure is located to your right.

### Green Bay / Points North:

Take I-43 south to the 4th and Broadway exit (Exit #73-A); follow left lane to 4th Street / Civic Center exit; exit curves down to the right; turn right at the traffic light (Juneau Avenue) to 5th Street; turn left on 5th which curves into Highland. Entrance to the BC Parking Structure is located to your left.



100


THE BRADLEY CENTER



# TOM CREAN/MARQUETTE BASKETBALL SUMMER CAMP

The Tom Crean/Marquette Basketball Day Camp for Boys has established itself as one of the most popular and enriching camps in the country. Last summer, over 2,000 campers attended four sold-out sessions and came away with better basketball skills while making friends and having fun in the process.

Next summer, the Camp continues with four outstanding weeks of great basketball instruction from the Marquette coaching staff, Golden Eagle players and special guests. For more information on the Tom Crean/Marquette Basketball Day Camp for Boys, call (414) 288-7130



## 2006 Camp Dates

June 12 - June 16

June 19 - June 23

July 17 - July 21



104

BASKETBALL SUMMER CAMPS





Basketball

Cross  
Country

# BLUE & GOLD FUND

Volleyball

The Blue & Gold Athletic Scholarship Fund was established in 1994 to help fund scholarships for Marquette University's top student-athletes. With our goal of raising \$2.1 million in scholarship funding this academic year, we need your help.

Join our team as Marquette competes in the BIG EAST Conference in 2005-06.

Your gifts to the Blue & Gold Fund help bring the best and brightest student-athletes to Marquette.

Track  
& Field



Soccer

Tennis

Golf

2005-06 SEASON

To make a gift to the Blue & Gold Fund or for more information call (414) 288-3988

[gomarquette.com](http://gomarquette.com)

MARQUETTE ATHLETICS BE PART OF OUR TEAM!




**#1 DOMINIC JAMES**

Freshman • 5-11 • 175 • G  
Richmond, IN/Richmond



**#2 MATT MORTENSEN**

Freshman • 6-6 • 190 • F  
Provo, UT/Timpview



**#5 DAN FITZGERALD**

Sophomore • 6-9 • 205 • F  
St. Paul, MN/Tulane/St. Thomas



**#12 DWIGHT BURKE**

Freshman • 6-8 • 240 • F  
Brooklyn, NY/St. Benedict Prep (NJ)



**#20 STEVE NOVAK**

Senior • 6-10 • 220 • F  
Brown Deer, WI/Brown Deer HS




**#22 JEREL MCNEAL**

Freshman • 6-3 • 185 • G  
Chicago, IL/Hillcrest



**#33 CHRIS GRIMM**

Senior • 6-10 • 245 • F/C  
Brighton, MI/Brighton HS




**#32 JOE CHAPMAN**

Senior • 6-4 • 210 • G/F  
Chicago Heights, IL/BloomTrail HS



**#23 WESLEY**

Freshman • 6-5 • 200 • G  
Madison, WI/Madison Memorial




**#40 MIKE KINSELLA**

Junior • 7-0 • 245 • C  
Rochester, MN/Minneapolis  
Tech/John Marshall



**#41 OUSMANE BARRO**

Sophomore • 6-10 • 235 • F  
Dakar, Senegal/Chicago Julian



**#43 RYAN AMOROSO**

Sophomore • 6-8 • 242 • F  
Burnsville, MN/Burnsville



**#51 JAMIL LOTT**

Junior • 6-7 • 225 • F  
St. Paul, MN/North Dakota School  
of Science



**TOM CREAN**

Head Coach



**JASON RABEDAUX**

Assistant Coach



**DAN PANAGGIO**

Assistant Coach



**JEAN PRIOLEAU**

Assistant Coach



**TODD**

Director Basketball  
Operations



**DEREK DEPREY**

Coordinator/Basketball  
Operations







AL MCGUIRE CENTER



# 2005-06 SEASON SCHEDULE



## MARQUETTE BASKETBALL

### BIG EAST CONFERENCE

#### NOVEMBER

THU. 10 MICHIGAN TECH (ex.) 7 P.M.  
 MON. 14 WIS.-WHITEWATER (ex.) 7 P.M.

#### PEPSI BLUE & GOLD CLASSIC

FRI. 18 IUPUI VS. WINTHROP 5:30 P.M.  
 MARQUETTE VS. RICE 8 P.M.  
 SAT. 19 CONSOLATION 5:30 P.M.  
 CHAMPIONSHIP 8 P.M.

#### GREAT ALASKA SHOOTOUT

Thu. 24 vs. Eastern Washington 12:45 a.m.  
 Fri. 25 vs. Oral Roberts or USC 3:30 p.m.  
 Sat. 26 vs. S. Ill., Monmouth,  
 S. Carolina or Alaska TBA  
 Wed. 30 at Nebraska 7 p.m.

#### DECEMBER

SAT. 3 SOUTH DAKOTA ST. 1 P.M.  
 WED. 7 VALPARAISO 7 P.M.  
 SAT. 10 AT WISCONSIN NOON  
 SAT. 17 SAN FRANCISCO NOON  
 MON. 19 OAKLAND 5:30 P.M.  
 THU. 22 DELAWARE STATE 7 P.M.  
 WED. 28 LEWIS 7 P.M.

#### JANUARY

TUE. 3 CONNECTICUT • 7 P.M.  
 SAT. 7 CINCINNATI • 11 A.M.  
 Wed. 11 at Seton Hall • 6:30 p.m.  
 Sat. 14 at West Virginia • 1 p.m.  
 Tue. 17 at DePaul • 7:30 p.m.  
 FRI. 20 NOTRE DAME • 8 P.M.  
 WED. 25 DEPAUL • 7 P.M.  
 Sat. 28 at Pittsburgh • 11 a.m.

#### FEBRUARY

WED. 1 ST. JOHN'S • 7 P.M.  
 Sat. 4 at Villanova • 1 p.m.  
 Sun. 12 at Rutgers • 1 p.m.  
 THU. 16 GEORGETOWN • 8 P.M.  
 SAT. 18 PITTSBURGH • 8 P.M.  
 Sat. 25 at Notre Dame • 5 p.m.

#### MARCH

Wed. 1 at Louisville • 6 p.m.  
 SAT. 4 PROVIDENCE • 1 P.M.

Home games in bold caps.  
 • Denotes BIG EAST Conference game  
 Game dates and times are CST and subject to change.

**BIG THINGS ARE HAPPENING!**

# MARQUETTE

BASKETBALL



2005-06

SEASON

INFORMATION



# 32



## 2004-05 SEASON HIGHS

Points:	21, UAB	Feb. 2
Rebs:	7, Cincinnati	Feb. 24
FG:	6, UAB	Feb. 2
FGA:	18, Cincinnati	Feb. 24
3FG:	5, UAB	Feb. 2
3FGA:	9, twice	
FT:	5, Sam Houston State	Nov. 19
FTA:	6, twice	
Assts:	5, Houston	Mar. 2
Stls:	2, twice	
Blks:	2, Oakland	Nov. 27
Min:	41, Saint Louis	Jan. 29

## CAREER HIGHS

Points:	21, UAB	Feb. 2, 2005
Rebs:	7, Cincinnati	Feb. 24, 2005
FG:	6, UAB	Feb. 2, 2005
FGA:	18, Cincinnati	Feb. 24, 2005
3FG:	5, UAB	Feb. 2, 2005
3FGA:	9, twice	
FT:	7, Savannah St.	Nov. 21, 2003
FTA:	8, Savannah St.	Nov. 21, 2003
Assts:	5, Houston	Mar. 2, 2005
Stls:	3, Louisville	March 6, 2004
Blks:	2, Oakland	Nov. 27, 2004
Min:	41, Saint Louis	Jan. 29, 2005

## Career Totals

Year	GP	GS	Min	Avg	FG	FGA	Pct	3FG	3FGA	Pct	FT	FTA	Pct	Off	Def	Tot	Avg	PF	FO	Ast	TO	Blk	Stl	Pts	Avg
2003-04	33	0	318	9.6	31	71	.437	14	31	.452	1	3	.333	16	27	43	1.3	31	1	20	21	0	10	77	2.3
2004-05	31	15	456	14.7	50	118	.424	18	59	.305	28	39	.718	16	36	52	1.7	54	0	20	31	2	18	146	4.7
2005-06	31	22	777	25.1	89	230	.387	40	123	.325	32	54	.593	21	42	63	2.0	68	2	36	57	2	14	250	8.1
TOTAL	95	37	1551	16.3	170	419	.406	72	213	.338	61	96	.635	53	105	158	1.7	153	3	76	109	4	42	473	5.0



# JOE CHAPMAN

SENIOR • 6-4 • 210 • GUARD/FWD

CHICAGO HEIGHTS, ILL. • BLOOM TRAIL HS

## CAREER NOTES

Has played in all 95 games and started 37 during his first three seasons... Career averages of 5.0 points and 1.7 rebounds... Marquette is 65-30 (.684) during his three seasons.

## 2004-05 NOTES

Played in all 31 games, making 22 starts, including 14 of the last 15 games... Averaged a career-high 8.1 points and 2.0 rebounds... Assumed point guard duty as a result of injuries to Travis Diener... Recorded a career-best 40 three pointers; third most on the team... Averaged 9.3 points and 3.3 rebounds over the final six games... Made 15 threes in the final seven games... Had a career-best 36 assists... Made 27 threes during conference play; second most on the team... Played 30+ minutes in eight of the team's final nine games... Had 11 double-figure scoring games... Recorded three or more rebounds 11 times... Averaged 10.7 points and shot 48.5-percent from three in MU's seven games during the month of February... Scored a career-high 21 points against UAB, which included a career-high 5 three-point field goals (Feb. 2)... Played a career-high 41 minutes in double-overtime victory over Saint Louis (Jan. 29)... Pulled down a career-high seven rebounds against Cincinnati (Feb. 24)... Dished out a career-high five assists against Houston (Mar. 2)... Scored 13 points and pulled down five rebounds in the Blue & Gold Championship game against Kent State (Nov. 20)... Averaged 14.0 points and 5.5 rebounds in Blue & Gold Classic... Named to the Blue & Gold Classic All-Tournament Team... Had nine points in 19 minutes off the bench in the victory over Wisconsin (Dec. 11)... Had 14 points and two steals in 20-point victory over Nebraska (Dec. 21)... Scored 14 points, including the overtime-forcing three-point field goal, against St. Louis (Jan. 29)... Had 11 points and three rebounds in one-point loss to #12 Louisville (Feb. 17)... Recipient of MU's year-end Hit the Deck Award.

## 2003-04 NOTES

Played in all 31 games, making 15 starts... A starter in MU's first 14 games... Played 10 or more minutes in 26 games... Recorded a career-high 13 points on three occasions (Nov. 21 vs. Valparaiso; Mar. 15 vs. Toledo; Mar. 23 vs. Boise State)... Had a career-high six rebounds vs. Arizona (Dec. 13)... Recorded five or more points 14 times... Third on the team with 18 three-point field goals... Fifth on the team with 18 steals... Averaged 5.7 points and 2.3 rebounds as a starter, 3.8 points and 1.1 rebound as a reserve... Recorded nine points and two rebounds vs. Valparaiso (Nov. 22), helping lead MU to its fifth consecutive Pepsi Blue & Gold Classic Championship... Had nine points, six rebounds and two assists vs. Arizona (Dec. 13)... Had seven points and four rebounds in a career-high 26 minutes vs. Wisconsin (Dec. 20)... Closed out December by recording seven points against Florida A&M (Dec. 22) and nine points against Sacred Heart (Dec. 29)... Averaged 7.0 points and 3.3 rebounds over a six-game stretch from Dec. 5-29... Tied his career-high with three assists on three occasions (Dec. 29 vs. Sacred Heart; Jan. 20 vs. Charlotte; Feb. 7 vs. DePaul)... Had three points and three steals in victory over Louisville (Mar. 6)... Recorded 13 points, three rebounds and two steals in NIT first round victory over Toledo... Connected on 5-of-13 three-point field goals during postseason NIT play... Averaged 9.3 points, 2.0 rebounds and 1.3 steals in MU's three postseason NIT games... Recipient of MU's year-end Super Sub and Hit the Deck Awards.

## 2002-03 NOTES

Came off the bench in each of MU's 33 games and averaged 9.6 minutes per outing ... Hit all four of his three-point field goal attempts, two in each game, in NCAA Tourney games vs. Holy Cross (Mar. 20) and Missouri (Mar. 22) ... Finished with six points in each contest and tied his season high with five


boards vs. Holy Cross ... Recipient of the team's year end Hit the Deck Award, awarded to the player that takes the most charges during practice and games ... Hit both field goal attempts and finished with four points while coming up with a season-high two steals against UAB (Mar. 1) ... Good defensive outing with four rebounds and one steal in 15 minutes (tying season long in a conference game) against Louisville (Feb. 27) ... Good game off the bench vs. Cincinnati (Feb. 1), hitting both field goal attempts en route to five points while grabbing three rebounds in 12 minutes ... Registered five points, tied his season high with three assists and grabbed five rebounds vs. South Florida (Jan. 11) ... Played a season-long 22 minutes at Dayton (Jan. 4) and registered five points and two rebounds ... Hit a season-high tying three field goals and finished with six points, along with four boards vs. Grambling (Dec. 28) ... Scored in 18 contests including a seven-point afternoon against Appalachian State (Dec. 7) that saw him hit three field goals in five attempts ... Had rebounds to his credit in 21 appearances ... Turned in an eight-point performance vs. Texas-San Antonio (Nov. 23) in the championship game of the Pepsi Blue and Gold Classic.

## HIGH SCHOOL NOTES

Comes to Marquette from Bloom High School where he averaged 20.0 points, 6.0 rebounds and 4.0 assists per game as a senior ... Shot 50 percent from three-point range his final year ... Was coached in high school by Gary Meyer, a member of the Illinois high School Basketball Hall of Fame ... Daily Southtown All-Area honoree on two occasions ... Co-MVP of the North Team in the Illinois Basketball Coaches Association AA All-Star Game ... Earned three letters and was a two-time captain ... Two time all-state selection ... Named the co-MVP of his conference in 2001-02 ... Chosen to All-Tournament Teams at Bloom Township and the Big Dipper ... As a junior, he averaged 22 points and 10.0 boards per contest ... Regarded as a fierce competitor who played through injuries ... Finished his prep career with more than 1,300 points and 500 rebounds ... Played AAU ball for the Illinois Wolverines under Ron Newquist ... At the 2001 AAU national tournament in Orlando, he was named second team All-American ... Chose Marquette after considering Illinois, Bradley, Illinois State, Indiana, and Michigan State.

## PERSONAL

Born Aug. 22, 1984 ... Son of Stephanie Chapman and Joe Oden... Has one brother Antoine, and one sister, Ciearra ... Majors in Communication Studies.



# 33



## 2004-05 SEASON HIGHS

Points:	4, Tulane	Jan. 8
Rebs:	5, Nebraska	Dec. 21
FG:	2, Tulane	Jan. 8
FGA:	4, Nebraska	Dec. 21
3FG:	0	
3FGA:	0	
FT:	1, three times	
FTA:	3, Delaware State	Dec. 1
Assts:	2, Arizona	Dec. 18
Stls:	2, Kent State	Nov. 20
Blks:	2, Illinois State	Nov. 15
Min:	26, Wisconsin	Dec. 11

## CAREER HIGHS

Points:	8, Toledo	Mar. 15, 2004
Rebs:	8, Tulane	Feb. 21, 2004
FG:	3, Toledo	Mar. 15, 2004
FGA:	5, Toledo	Mar. 15, 2004
3FG:	0	
3FGA:	0	
FT:	3, Appalachian St.	Dec. 7, 2002
FTA:	4, Appalachian St.	Dec. 7, 2002
Assts:	2, Arizona	Dec. 18, 2004
Stls:	2, Kent State	Nov. 20, 2004
Blks:	2, Illinois State	Nov. 15, 2004
Min:	26, Wisconsin	Dec. 11, 2004

## Career Totals

Year	GP	GS	Min	Avg	FG	FGA	Pct	3FG	3FGA	Pct	FT	FTA	Pct	Off	Def	Tot	Avg	PF	FO	Ast	TO	Blk	Stl	Pts	Avg
2003-04	27	0	139	5.1	9	15	.600	0	0	.000	7	12	.583	10	6	16	0.6	23	0	2	4	1	0	25	0.9
2004-05	24	0	217	9.0	8	18	.444	0	0	.000	9	15	.600	22	13	35	1.5	25	0	1	11	2	2	25	1.0
2005-06	24	9	321	13.4	10	25	.400	0	0	.000	3	12	.250	19	22	41	1.7	39	1	8	20	6	4	23	1.0
<b>TOTAL</b>	<b>75</b>	<b>9</b>	<b>677</b>	<b>9.0</b>	<b>27</b>	<b>58</b>	<b>.466</b>	<b>0</b>	<b>0</b>	<b>.000</b>	<b>19</b>	<b>39</b>	<b>.487</b>	<b>51</b>	<b>41</b>	<b>92</b>	<b>1.2</b>	<b>87</b>	<b>1</b>	<b>11</b>	<b>35</b>	<b>9</b>	<b>6</b>	<b>73</b>	<b>1.0</b>

36

CHRIS GRIMM

33



# CHRIS GRIMM

SENIOR • 6-10 • 245 • FWD/CNTR

BRIGHTON, MI • BRIGHTON HS

## CAREER NOTES

Has appeared in 75 games and made nine starts in his three seasons... Was a member of the NACEL All-Star Team that toured Italy in the summer of 2003... Averaged 9.2 points and 9.7 rebounds during the six-game tour... Marquette is 65-30 (.684) during his three seasons.

## 2004-05 NOTES

Missed the team's final six games with a non-displaced fracture of his left elbow... Played in 24 games, making nine starts... Averaged a career-best 13.4 minutes... In his nine starts, averaged 18.0 minutes, 2.3 rebounds and 1.3 points... Played a career-high 26 minutes in the victory over No. 22 Wisconsin (Dec. 11)... Pulled down a season high five rebounds against Nebraska (Dec. 21)... Had four rebounds and two points in his first career start on Nov. 14 against W. Carolina... MU was 6-3 in games he started.

## 2003-04 NOTES

Came off the bench to play in 24 games and averaged 9.0 minutes... Averaged 3.0 rebounds, 2.3 points, 16.3 minutes, shot 58.3 percent and was third on the team in offensive rebounds with 17 over the final nine games... Played 147 minutes in the team's final nine games; nearly 68.0 percent of his season total... 22 of his 35 rebounds were offensive (62.8 percent)... Posted back-to-back career-high eight-rebound games against Tulane (February 21) and South Florida (February 26)... Scored a career-high eight points in MU's NIT opening-round victory over Toledo on March 15... Had six points and a career-high eight rebounds in victory over Tulane on February 21... In the next game, on February 26 against South Florida, recorded three points and tied his career-high with eight rebounds... Averaged 3.3 points, 2.3 rebounds and 13.7 minutes in MU's three NIT games.

## 2002-03 NOTES

Played as a reserve in 27 Marquette games ... Saw action in four of five NCAA Tournament contests ... Logged his second-longest playing stint of the year with a 12-minute outing against DePaul (Feb. 12) ... Two points in three minutes vs. Saint Louis (Feb. 5) ... Season-high 13 minutes came against Dayton (Jan. 4) and he finished with four points and two boards ... Two points and two boards in nine minutes vs. South Florida (Jan. 11) ... Hit both his field goal attempts and finished with a season-high five points vs. Grambling (Dec. 28) ... Averaged 5.1 minutes per contest ... Converted three-of-four from the foul line vs. Appalachian State (Dec. 7) en route to three points ... Scored two points against Texas-San Antonio (Nov. 23) ... Played 11 minutes vs. Coppin State (Nov. 22) and snagged a season-best three rebounds.

## HIGH SCHOOL NOTES

Averaged 19.1 points, 12.3 rebounds and 5.0 blocks per game as a senior at Brighton High School ... Was coached by Dan Christner ... Served as his team's captain as a junior and senior ... Two-time Livingston County Player of the Year ... Member of the 2002 Detroit News All-North Team ... Third Team All-State as picked by the Detroit News ... All-Kensington Valley Conference First-Team honoree on two occasions ... Was chosen as the Class A Player of the Year by the Ann Arbor News ... Concluded his prep career as the state of Michigan's fourth-leading all-time shot blocker ... As a junior, he averaged 16.8 points and 11.4 rebounds en route to honorable mention all-state honors ... Heading into his senior year, ESPN.com had him ranked among the top 20 centers in the nation ... Chose Marquette after considering Boston College, Notre Dame, Ohio State, Stanford and Xavier ... Was the first recruit from the state of Michigan during Tom Crean's tenure ... Played AAU ball for the Michigan Mustangs ... Attended the 2001 adidas ABCD Camp... Graduated high school with a GPA of 3.8.

## PERSONAL

Born June 23, 1984 ... Son of Keith and Kathy Grimm ... Has three sisters, Krista, Lauren and Shawn... Major is History with a concentration in secondary education.



37

CHRIS GRIMM

33

**BIG EAST**  
CONFERENCE





# 20

## 2004-05 SEASON HIGHS

Points:	25, Cincinnati	Feb. 24
Rebs:	8, Twice	
FG:	9, Cincinnati	Feb. 24
FGA:	19, Cincinnati	Feb. 24
3FG:	7, Cincinnati	
3FGA:	12, Cincinnati	
FT:	12, Houston	Mar. 2
FTA:	12, Houston	Mar. 2
Assts:	3, DePaul	Jan. 20
Stls:	2, Three times	
Blks:	1, Twice	
Min:	45, Saint Louis	Jan. 29

## CAREER HIGHS

Points:	30, Louisville	Jan. 31, 2004
Rebs:	8, Four times	
FG:	9, Twice	
FGA:	19, Cincinnati	Feb. 24, 2005
3FG:	8, Louisville	Jan. 31, 2004
3FGA:	13, Louisville	Jan. 31, 2004
FT:	12, Houston	Mar. 2, 2005
FTA:	12, Houston	Mar. 2, 2005
Assts:	4, N. Michigan	Nov. 24, 2003
Stls:	3, Three times	
Blks:	2, Boise State	Mar. 23, 2004
Min:	45, Saint Louis	Jan. 29, 2005

## Career Totals

Year	GP	GS	Min	Avg	FG	FGA	Pct	3FG	3FGA	Pct	FT	FTA	Pct	Off	Def	Tot	Avg	PF	FO	Ast	TO	Blk	Stl	Pts	Avg
2003-04	33	0	512	15.5	67	133	.504	55	109	.505	31	33	.939	18	53	71	2.2	54	0	17	18	0	7	220	6.7
2004-05	31	29	916	29.5	118	290	.407	89	207	.430	62	68	.912	34	109	143	4.6	60	2	39	44	3	23	387	12.5
2005-06	31	29	926	29.9	127	278	.457	89	193	.461	76	84	.905	35	92	127	4.1	75	1	28	41	2	16	419	13.5
TOTAL	95	58	2354	24.8	312	701	.445	233	509	.458	169	185	.914	87	254	341	3.6	189	3	84	103	5	46	1026	10.8

38

STEVE NOVAK

20



# STEVE NOVAK

SENIOR • 6-10 • 220 • FORWARD

BROWN DEER, WI • BROWN DEER HS

**CAREER NOTES:** Has played in all 95 games during his three seasons and made 58 starts... School's career leader in three-point field goal percentage (45.8)... Ranks fourth all-time at MU in three-point field goals made (233)... Needs 15 more free throw attempts to become the school's all-time free throw percentage leader... Has 53 career double-digit scoring games... 2005-06 Preseason Top 50 John R. Wooden Award Candidate... Played on a NIT All-Star team this summer that toured England and Ireland... Marquette is 65-30 (.684) during his three seasons.

**2004-05 NOTES:** Played in all 31 games and started 29... Ranked sixth in three-point field goal percentage (46.1) and 33rd in three-point field goals per game (2.9) nationally... Ranked second in C-USA in free throw percentage (90.5) and three-point field goal percentage; fourth in three-point field goals made per game; and 21st in scoring (13.5) for all games played... For conference games only, ranked first in free throw percentage (94.7); third in three-point field goal percentage (45.5); fifth in three-point field goals made per game (2.8); and 21st in scoring (13.3)... Led the team in three-point field goals (89) and three-point field goal percentage... Third on the team in rebounding (4.1)... Tied his personal best with 89 three-point field goals - one shy of MU's single-season record by a junior (Travis Diener - 90 in 03-04)... Set junior single-season record for three-point field goal percentage... 90.5-percent shooting from the free throw was the best single-season effort by a MU junior... Established a new school single-season record for free throw percentage in conference play (94.5); breaking his own mark of 91.4-percent set in 03-04... Scored his 1,000th career point on March 5 vs. Saint Louis... Ended the season by converting 32 consecutive free throws... Had seven 20+ scoring games and 26 double-figure efforts... Made at least four three-point field goals 11 times... Had 11 games of five rebounds or more... Converted a career-best 12-of-12 from the free throw line against Houston (Mar. 2)... Averaged 17.5 points, 6.0 rebounds and 5.0 three-point field goals in the Blue and Gold Classic... Named to Blue & Gold Classic tournament team... Scored 23 points and played a career-high 45 minutes in double-overtime victory over Saint Louis (Jan. 29)... Had 21 points and a career-high eight rebounds against Oakland (Nov. 27)... Shot 53.3-percent from three over the team's final seven games (24-of-45)... Along with teammate Travis Diener, played on a NIT All-Star team that toured China in the Summer of 2004.

**2003-04 NOTES:** Played in all 31 games and started 29... Ranked 20th in Division I in three-point field goal percentage and 39th in three-point field goals made per game... Second on the team in scoring (12.5 ppg) and tied for second in rebounding (4.6 rpg)... Led the team and Conference USA in free-throw percentage (91.2 percent)... Second on the team and fourth in Conference USA in three-point field goal percentage overall (43.0 percent)... Tied for first in Conference USA for three-point field goals made in conference games only (3.0)... Third in Conference USA in three-point field-goals per game for all games played (2.87)... Ranked 28th in Conference USA in scoring average... Set Marquette sophomore single-season records with 89 three-point field goals made and 200 attempted... 89 three-pointers was the second highest single-season effort all-time... Along with teammate Travis Diener, broke the school season record for three-point field goals in conference play with 48... Set school season record for free-throw percentage in conference play (91.4 percent)... Scored his 500th career point against Tulane on February 21... Second on the team with 109 defensive rebounds... Registered 19 double-figure scoring games... Had three or more three-point field-goals in a game 14 times... Registered five or more rebounds in a game 17 times... Converted 28 of 29 free-throws to end the season... Recorded his first collegiate 20+ scoring-game on December 1 vs. Notre Dame (21 points); also had five three-pointers... Had huge game vs. Louisville on January 31 establishing career-highs for scoring (30), three-point field-goals (8), rebounds (8) and steals (3)... The eight three-pointers vs. Louisville were the most ever by a Marquette player in a Conference USA game... Named Conference USA and ESPN.com Player of the Week for his efforts against Louisville (Week ending Feb. 1)... Had 21 points and six three-pointers at Arizona on December 13... Had 19 points and five three-pointers vs. Sacred Heart (Dec. 29)... Had 17 points, seven rebounds and five three-pointers vs. Cincinnati on January 14... 16 points, seven rebounds and four three-pointers vs. Tulane on February 21... Had 19 points and a career-high three steals vs. South Florida on February 26... Had 20 points and four three-pointers vs. Louisville on March 6... Scored 17 points and connected on five three-pointers in NIT First Round game vs. Toledo (Mar. 15)... Averaged 11.7 points, 4.7 rebounds and 3.0 three-point field goals in Marquette's three NIT games... Member of Street & Smith's 2003-04 C-USA Preseason Team ... Chosen by Street & Smith's as C-USA's Best Shooter ... The Sporting News and Lindy's slotted him as a 2003-04 C-USA Preseason Second-Team member.

**2002-03 NOTES:** Earned a berth on the Conference USA All-Freshman Team and was chosen as the league's Sixth Man of the Year ... Saw action in all 33 games as a reserve, averaging 15.5 minutes and 6.7 points per outing ... Topped the team and Conference USA in three-point field goal

shooting in both overall (50.5%) and league (51.8%) action, establishing league seasonal records in both categories ... His three-point percentage in overall play established a school seasonal record for frosh and ranked No. 2 overall at Marquette while his C-USA effort was good for the No. 1 position on MU's chart ... His 55 three-point field goals ranked No. 2 all-time among MU freshmen ... Earned a berth on the NCAA Midwest Regional All-Tournament Team ... Played a season-long 27 minutes and hit a season-high tying five three-point field goals and finished with 16 points, second high on the team, vs. No. 1 Kentucky (Mar. 29) ... Recorded eight games of double-figure scoring ... Shot 50 percent or better from the floor in seven of the last eight and in a total of 24 contests ... Shot a blistering 56.0 percent (14-of-25) from three-point territory in MU's five NCAA Tournament outings ... Sank all four of his three-point attempts, including three in overtime, en route to 14 points in sparking MU to a 101-92 win vs. Missouri (Mar. 22) ... Huge game with a career-high 17 points (14 in the second half) against DePaul (Feb. 12), sinking a personal-best six-of-eight from the floor including a then season-high five-of-six from three-point range ... His five treys against the Blue Demons eventually tied for the high-water mark by a Golden Eagle during the year ... Tallied 11 points and hit a season-high five free throws vs. UAB (Mar. 1) ... Finished the Louisville game (Feb. 27) with eight points and tied his season high with five boards ... Posted three-point field goals in 13 of MU's last 15 and in a total of 25 games ... Picked up nine points on the strength of three treys vs. TCU (Feb. 22) ... Scored all nine of his points via the trey during the first half of the Charlotte game (Feb. 20) and recorded five boards in 22 minutes ... Connected on five field goals, including three treys, vs. South Florida (Jan. 11) en route to 15 points ... Fine effort at Saint Louis (Jan. 7), hitting both three-point field goal attempts along with four three throws en route to 10 points ... Knocked down three treys en route to 11 points vs. Eastern Illinois (Nov. 26).

**HIGH SCHOOL NOTES:** Earned a bevy of honors during his high school career ... Regarded by many observers as the state of Wisconsin's most sought after player in over 15 years ... 2001-02 Parade Magazine Fourth Team All-American, the lone player from the state of Wisconsin to earn that distinction ... Averaged 20.6 points, 10.4 rebounds and 5.0 assists per game his senior year in helping his team to a 21-5 mark ... Was coached as a prep by his father, Michael ... Three-time Parkland Conference Player of the Year ... Earned all-state acclaim as a junior and senior ... Earned four varsity letters ... Played for the West Team in the EA Sports Roundball Classic (formerly Dapper Dan Classic) and scored 13 points ... Set a school single-game record during his senior year with a 42-point performance against Whitefish Bay Dominican ... Recruiting analyst Dave Telep had him ranked as the nation's No. 62 prospect following his senior year ... Recruiting analyst Bob Gibbons had him ranked as one of the nation's top 20 prospects ... As a junior, he averaged 22.2 points, 12.0 rebounds, and 3.4 blocked shots per game ... Named to the adidas ABCD Camp Senior All-Star Team in the summer of 2001 ... Chose Marquette after considering Illinois and Florida.

**PERSONAL:** Born June 13, 1983 ... Son of Michael and Jeanne Novak ... Sister, Andrea, played basketball at Michigan Tech University ... Brother, Chris plays at Michigan Tech ... Majors in Communication Studies.



# 40



## 2004-05 SEASON HIGHS

Points:	6, Twice	
Rebs:	3, Three times	
FG:	3, Illinois State	Nov. 15
FGA:	5, Twice	
3FG:	0	
3FGA:	0	
FT:	2, Twice	
FTA:	2, Twice	
Assts:	1, Twice	
Stls:	1, W. Carolina	Nov. 13
Blks:	1, Three times	
Min:	12, East Carolina	Feb. 12

40

MIKE KINSELLA

40



## Career Totals

Year	GP	GS	Min	Avg	FG	FGA	Pct	3FG	3FGA	Pct	FT	FTA	Pct	Off	Def	Tot	Avg	PF	FO	Ast	TO	Blk	Stl	Pts	Avg
2005-06	16	0	92	5.8	11	29	.379	0	0	.000	4	5	.800	7	13	20	1.3	27	1	2	7	3	1	26	1.6
TOTAL	16	0	92	5.8	11	29	.379	0	0	.000	4	5	.800	7	13	20	1.3	27	1	2	7	3	1	26	1.6

# MIKE KINSELLA

JUNIOR • 7-0 • 245 • CENTER

ROCHESTER, MN • MINNEAPOLIS TECH

## 2004-05 NOTES

Played in 16 games, averaging 1.6 points and 1.3 rebounds... Missed the entire month of December due to a right foot injury... Averaged 2.0 points, 1.4 rebounds and 5.2 minutes in MU's five games prior to the injury... Scored a season high six points twice (Nov. 15 vs. Illinois St. and Mar. 14 vs. W. Michigan)... Had eight points in 18 minutes over Marquette's final two games.

## MINNEAPOLIS TECH (2003-04)

Earned first team NJCAA All-American honors... Started all 28 games and averaged 17.6 points, 10.4 rebounds and 1.3 blocks... Led Minneapolis Tech to a 24-4 record... Led the team in scoring, rebounding and blocked shots... Was second on the team with 24 three-point field goals... Recorded 16 double-doubles... Selected Marquette over Iowa State and UNLV.

## RICE (2002-03)

Was a medical redshirt his freshman year due to a stress fracture in his right foot... Didn't appear in a game for Rice... Transferred to Minneapolis Tech in May 2003.

## HIGH SCHOOL

Three-year varsity player for John Marshall High School... As a senior averaged 21.2 points, 10.0 rebounds and 3.0 blocks in leading his team to the 2002 Big Nine Conference Championship... Following his senior season was selected first team All-State by the AP and Minnesota Basketball News... Was a state of Minnesota McDonald's All-American nominee during his senior season... Averaged 16.2 points, 8.7 rebounds and 2.2 blocks during his junior season.

## PERSONAL

Born June 7, 1984... Son of Tom and Mary Kinsella... Major is Communication Studies.



41

MIKE KINSELLA

40

**BIG EAST**  
CONFERENCE

# 43



## 2004-05 SEASON HIGHS

Points:	18, Tulane	Jan. 8
Rebs:	12, Memphis	Jan. 13
FG:	6, Twice	
FGA:	10, Memphis	Jan. 13
3FG:	2, UAB	Feb. 2
3FGA:	2, 10 times	
FT:	5, Twice	
FTA:	8, East Carolina	Feb. 12
Assts:	2, East Carolina	Feb. 12
Stls:	1, Eight times	
Blks:	2, Charlotte	Jan. 22
Min:	26, East Carolina	Feb. 12

## Career Totals

Year	GP	GS	Min	Avg	FG	FGA	Pct	3FG	3FGA	Pct	FT	FTA	Pct	Off	Def	Tot	Avg	PF	FO	Ast	TO	Blk	Stl	Pts	Avg
2005-06	31	3	471	15.2	63	128	.492	11	30	.367	49	63	.778	44	69	113	3.6	51	1	10	34	6	8	186	6.0
TOTAL	31	3	471	15.2	63	128	.492	11	30	.367	49	63	.778	44	69	113	3.6	51	1	10	34	6	8	186	6.0

42

RYAN AMOROSO

43





# RYAN AMOROSO

SOPHOMORE • 6-8 • 242 • FWD

BURNSVILLE, MN • BURNSVILLE HS

## 2004-05 NOTES

Played in all 31 games, making three starts... As MU's most productive reserve, averaged 6.0 points and 3.6 points in 15.2 minutes... Had six double figure scoring games... MU was 2-1 in games he started... Shot a team high 49.2-percent from the field... Averaged 7.8 points, 4.4 rebounds and shot 51.8-percent in MU's 16 conference games... Third on the team in rebounding during conference games... Third on the team in offensive rebounds (44)... Scored a career-high 18 points in just 14 minutes against Tulane (Jan. 8)... Collected his first career double-double with 16 points and 12 rebounds at Memphis (Jan. 13), becoming the first MU freshman to do so since February 2001... Pulled down eight rebounds in just 13 minutes against No. 22 Wisconsin (Dec. 11)... Nearly missed his second career double-double with eight points and nine rebounds in a career-high 26 minutes against East Carolina (Feb. 12)... Recipient of Marquette's Super Sub Award.



## HIGH SCHOOL

A three-year starter at Burnsville High School... Graduated as the school's all-time leading scorer and rebounder... Averaged 24.1 points and 12.2 rebounds and led Burnsville to the Class 4AAAA state championship game in his senior year... Named first team All-State, All-Conference and All-Metro following his senior season... Averaged 23.7 points and 11.0 rebounds during his junior year, and 9.7 points and 7.1 rebounds as a sophomore... Established single-season records for points and rebounds during his junior and senior seasons... Also earned varsity letters in football and golf... Selected Marquette over Minnesota.

## PERSONAL

Born July 12, 1985... Son of Andy and Peggy Amoroso... Has one older brother, Aaron... Lists golfing and fishing as his hobbies... Major is undecided.

# 41



## 2004-05 SEASON HIGHS

Points:	9, Charlotte	Jan. 22
Rebs:	6, Nebraska	Dec. 21
FG:	4, Charlotte	Jan. 22
FGA:	7, Charlotte	Jan. 22
3FG:	0	
3FGA:	0	
FT:	3, Kent State	Nov. 20
FTA:	4, Three times	
Assts:	1, Eight times	
Stls:	1, Eight times	
Blks:	3, IPFW	Jan. 2
Min:	28, Louisville	Jan. 26

## Career Totals

Year	GP	GS	Min	Avg	FG	FGA	Pct	3FG	3FGA	Pct	FT	FTA	Pct	Off	Def	Tot	Avg	PF	FO	Ast	TO	Blk	Stl	Pts	Avg
2005-06	27	4	271	10.0	19	39	.487	0	0	.000	16	25	.640	24	37	61	2.3	51	2	8	29	9	3	54	2.0
TOTAL	27	4	271	10.0	19	39	.487	0	0	.000	16	25	.640	24	37	61	2.3	51	2	8	29	9	3	54	2.0



# OUSMANE BARRO

SOPHOMORE • 6-10 • 235 • FWD

DAKAR, SENEGAL • CHICAGO JULIAN HS

## 2004-05 NOTES

Played in 27 games, making four starts... Had 10 rebounds in his last 31 minutes of play... Earned his first start against Charlotte and scored a career high nine points on 4-of-7 shooting (Jan. 22)... 24 of his 61 rebounds were offensive (39.3-percent)... Grabbed a career-high six rebounds against Nebraska (Dec. 21)... Played ten minutes in his first collegiate game, scoring four points and grabbing four rebounds against Western Carolina (Nov. 13)... Recipient of MU's Olouma Nnamaka Consistency Award.

## HIGH SCHOOL

Did not play in games for Chicago Julian High School as a result of rules relating to foreign-exchange students ... Was able to practice daily under the guidance of head coach Loren Jackson.

## PERSONAL

Born December 7, 1984... Son of Moussa Barro and Awa Gueye... Major is undecided.



*Ousmane Barro*  
#41

# 5



## CAREER HIGHS

Points:	16, Marquette	Feb. 21, 2004
Rebs:	5, Twice	
FG:	6, Marquette	Feb. 21, 2004
FGA:	14, Marquette	Feb. 21, 2004
3FG:	4, Marquette	Feb. 21, 2004
3FGA:	10, Marquette	Feb. 21, 2004
FT:	3, Twice	
FTA:	5, Twice	
Assts:	3, Twice	
Stls:	2, Ark.-Pine Bluff	Nov. 29, 2003
Blks:	1, Four times	
Min:	32, Saint Louis	Feb. 28, 2004

46

DAN FITZGERALD

5

## Career Totals

Year	GP	GS	Min	Avg	FG	FGA	Pct	3FG	3FGA	Pct	FT	FTA	Pct	Off	Def	Tot	Avg	PF	FO	Ast	TO	Blk	Stl	Pts	Avg
2003-04	28	3	413	14.8	37	104	.356	23	79	.291	20	32	.625	17	34	51	1.8	44	1	27	22	4	15	117	4.2
TOTAL	28	3	413	14.8	37	104	.356	23	79	.291	20	32	.625	17	34	51	1.8	44	1	27	22	4	15	117	4.2



# DAN FITZGERALD

SOPHOMORE • 6-9 • 200 • FORWARD

ST. PAUL, MN • ST. THOMAS ACADEMY

## 2004-05 NOTES

Transferred from Tulane University to Marquette University in June 2004... Will become eligible to play for Marquette in 2005-06.

## 2003-04 NOTES (TULANE)

Returned to the bench against Charlotte (3/6) after starting four straight games... Made his second straight start against Saint Louis (2/28), playing a career-high 32 minutes and scoring four points with four boards... Tallied 10 points and matched his career-high with five rebounds against UAB (2/25), hitting a pair of crucial free throws with 16.4 seconds to go... Exploded for a career-high 16 points, including four three-pointers, in the loss at Marquette (2/21)... Matched his career-best with 10 points against TCU (2/14), while assisting on the game-winning basket with a pass to Vytas Tatarunas for the victory... Came off the bench to score a career-high 10 points to go with four rebounds and three assists in 18 minutes against USF (2/7)... Scored a then-career-high eight points for the third time against UAB (1/28), while also matching his career-high in minutes with 21... Matched his career-high with eight points in 21 minutes against Savannah State (1/24)... Scored seven points in 14 minutes of action against Memphis (1/20)... Saw 19 minutes of action against #8 Louisville (1/17), snagging a pair of rebounds... Played a career-high 21 minutes against Nicholls State (12/31)... Tallied three points and two boards against Mississippi State (12/27)... Registered a career-best eight points with four rebounds and two assists against Northwestern (12/9)... Tallied four points with a career-high three assists against Rice (12/3)... Scored three points in 18 minutes of action against Southern (11/25) in his collegiate debut... Collected five rebounds in the win over UAPB (11/29).

## HIGH SCHOOL

A three-year letterwinner in basketball and soccer... A Street & Smith's All-American and a McDonald's All-American nominee as well as an all-state selection

as a senior by the St. Paul Pioneer Press... As a senior, averaged 16 points, nine rebounds, four assists, two steals and one block per game for the Cadets... A two-time all-conference selection who helped his team to two Classic Suburban Conference championships... Team advanced to state championship game as a sophomore and sectional championship as a junior and senior... Averaged 15 points and 10 rebounds per game as a junior, including a 35-point effort which included eight three-pointers... Honorable mention all-state player as a junior... Captained his basketball team as a senior and was a two-time team captain in soccer, in which he earned all-league honors as a senior.

## PERSONAL

Born August 12, 1984... Son of Angel and John Fitzgerald... The fourth of five children (two brothers, two sisters)... Comes from a family of athletes; Father and older brother (Kevin) played D-III basketball at the University of St. Thomas (Minneapolis), while his mother played D-III volleyball at the College of St. Catherine in St. Paul... Older twin sisters Shannon and Kelly were three-sport high school athletes... Major is Business Marketing.





# DWIGHT BURKE

FRESHMAN • 6-8 • 240 • FORWARD

BROKLYN, NY • ST. BENEDICT'S PREP (NJ)

# 12

## CREAN ON BURKE

We were excited to add an athlete like Dwight during the late period. He has great upside, but more importantly the desire to work hard and become a very good player.


## PREP SCHOOL/ HIGH SCHOOL

One of the nation's top 50 fifth-year players... Averaged 9.2 points, 8.8 rebounds and 3.5 blocks and shot a team best 61.0% from the field in helping lead St. Benedict's to a 26-1 record and New Jersey state prep school championship... Played two years at Christina High School in Delaware and one at Rice in New York prior to attending St. Benedict's... Originally signed a letter of intent with East Carolina in November 2004.

## PERSONAL

Dwight Burke... Born August 4, 1986... Son of Wendy Nurse and Anthony Burke... Third of eight children (Tamica, Reece, Jazmin, Anissa, Kayla, Isarha, Elijah)... Major is undecided.

*Dwight #12  
Burke*



# DOMINIC JAMES

FRESHMAN • 5-11 • 175 • GUARD

RICHMOND, IN • RICHMOND HS

# 1

## CREAN ON JAMES

Dominic was one of the nation's premiere high school point guards, but what really separated him from the rest was his great floor leadership and explosive athletic ability. We believe he'll be a very charismatic leader and person at Marquette.

## HIGH SCHOOL

Named to the 2005 Indiana Boys All-State first team's 2005 Indiana Basketball News player of the year... Finished runner-up for 2005 Indiana Mr. Basketball... Was the state's leading scorer in 2005 averaging 31.1 points... Also averaged 7.1 rebounds, 6.4 assists and 3.9 steals, each of which ranked him among the top two in Indiana's North Central Conference... Led Richmond to the sectional final and a 18-4 record, the school's best in 12 years... Scored 49 points in a game during his senior season to break the school's 97-year old single game scoring record... Rated No. 31 by Hoopmasters.com following his senior season... Averaged 11.6 points and 4.4 assists as a member of the silver medal winning 2004 USA Basketball Men's Youth Development Festival North Team... As a junior he averaged 22.0 points, 6.3 rebounds and 5.1 assists.

## PERSONAL

Dominic Da'Von James... Born October 5, 1986... Son of Angela James and Gregory Wright... Second of five children (Germayne, Shanta, Alexis, Donovan)... Older brother Germayne is a senior guard at Lakeland College (Sheboygan, Wisconsin)... Major is undecided.



*Dominic #1  
James #1*



49

DOMINIC JAMES

1

**BIG EAST**  
CONFERENCE

# JAMIL LOTT

JUNIOR • 6-7 • 225 • FORWARD

ST. PAUL, MN • N. DAKOTA SCHOOL OF SCIENCE

# 51

## CREAN ON LOTT

Jamil brings us intensity, athleticism, experience and a winning background. He is a quality young man, was well coached and we are excited to have him.

## JUNIOR COLLEGE

Averaged 16.7 points and 8.0 rebounds for NDSSC last season... Led the team in field goal percentage (54.7) and blocked shots (49)... Named second team junior college All-American... Helped lead NDSSC to a 28-7 mark and the school's highest year-end ranking in history... Helped the Wildcats win the Mon-Dak, District XII and Region XIII championships, as well as placing in the national tournament for the first time in 93 years.

## HIGH SCHOOL

Averaged 15.2 points and 9.7 rebounds in high school... Helped lead Como Park to a third place finish in the Minnesota Class AAA tournament and earned a place on the All-State Tournament team in his senior season... Named to the St. Paul City All-Conference team and was a Minnesota All-State honorable mention.

## PERSONAL

Jamil Marshall  
Lott... Born  
June 17, 1985...  
Son of  
Darcel Lott.



# WESLEY MATTHEWS

FRESHMAN • 6-5 • 200 • GUARD

MADISON, WI • MADISON MEMORIAL HS

# 23

## CREAN ON MATTHEWS

Wesley was an absolute must for this program. He's a superb athlete, very competitive, his instincts are outstanding, and he is a proven winner. Wesley's versatility allows him to play different positions and his unselfishness on the floor is second to none.

## HIGH SCHOOL

Named Mr. Basketball for the state of Wisconsin by the WBCA/Milwaukee Journal Sentinel... 2005 Associated Press Wisconsin Player of the Year... AP and Milwaukee Journal Sentinel first team all-state selection... Averaged 22.5 points in leading his team to a 24-2 record and state championship as a senior... Rated No. 56 by Hoopmasters.com following his senior season... Named second team all-state by the Journal Sentinel as a junior, averaging 15.8 points and helping Memorial reach the state championship game.

## PERSONAL

Wesley Dewitt Matthews, IV... Born October 14, 1986... Son of Pam Moore and Wes Matthews... Mother lettered one year in basketball and was a track standout at Wisconsin, winning 11 Big Ten track titles... She was a two-time all-American and AIAW national champion in the 400 meters in 1981... Father played basketball at Wisconsin and was a first round draft pick of the Washington Bullets in the 1980 NBA Draft... He played nine years for six different teams (Atlanta, Chicago, Philadelphia, LA Lakers, San Antonio, Washington)... Major is undecided.



# JEREL McNEAL

FRESHMAN • 6-3 • 185 • GUARD

CHICAGO, IL • HILLCREST HS

# 22

## CREAN ON MCNEAL

Jerel is the epitome of versatility. He can score on the break or in the half court. He's an outstanding driver, rebounds with energy, and plays with pure heart. His ability to score is overshadowed by his unselfish defense.

## HIGH SCHOOL

Led Hillcrest to the sectional final during his senior season by averaging 20.0 points, 9.0 rebounds, 6.0 steals and 4.0 assists... Named a third team all-american by Parade Magazine... Ranked as the state of Illinois' top senior by the Illinois Prep Bullseye... Named first team all-state by the Associated Press, Chicago Tribune and Chicago Sun-Times... Played for the East Squad in the 2005 Roundball Classic held at the United Center in Chicago.

## PERSONAL

Jerel McNeal... Born June 1, 1987... Son of Edward and Merlyn McNeal... Youngest of three children (Jeremy, January)... Major is undecided.



*Jerel McNeal  
#22*





# MATT MORTENSEN

FRESHMAN • 6-6 • 190 • FORWARD

PROVO, UTAH • TAMPVIEW HS

# 2

## CREAN ON MORTENSEN

Matt has great instincts for the game, an ability to play with out the basketball and can make mid-range and long range jump shots. Each time we saw him play through the recruiting process we knew he'd be a good fit for Marquette. Being able to get one of the west coast's finest players is exciting for our program.

## HIGH SCHOOL

As a senior averaged 23.0 points and 6.0 rebounds... Named to Utah's Region 6 first team... Selected to Class 4A all-state first team by the Salt Lake Tribune.

## PERSONAL

Matthew Wayne Mortensen... Born April 22, 1986... Son of Wayne and Kelly Mortensen... The second of seven children (Clifton, Kelsie, Alex, Michael, Thomas and Mark)... Major is undecided



# TOM CRE



# AN

*Now in his seventh season as the head men's basketball coach at Marquette University, Tom Crean has positioned the program among the elite in college basketball.*

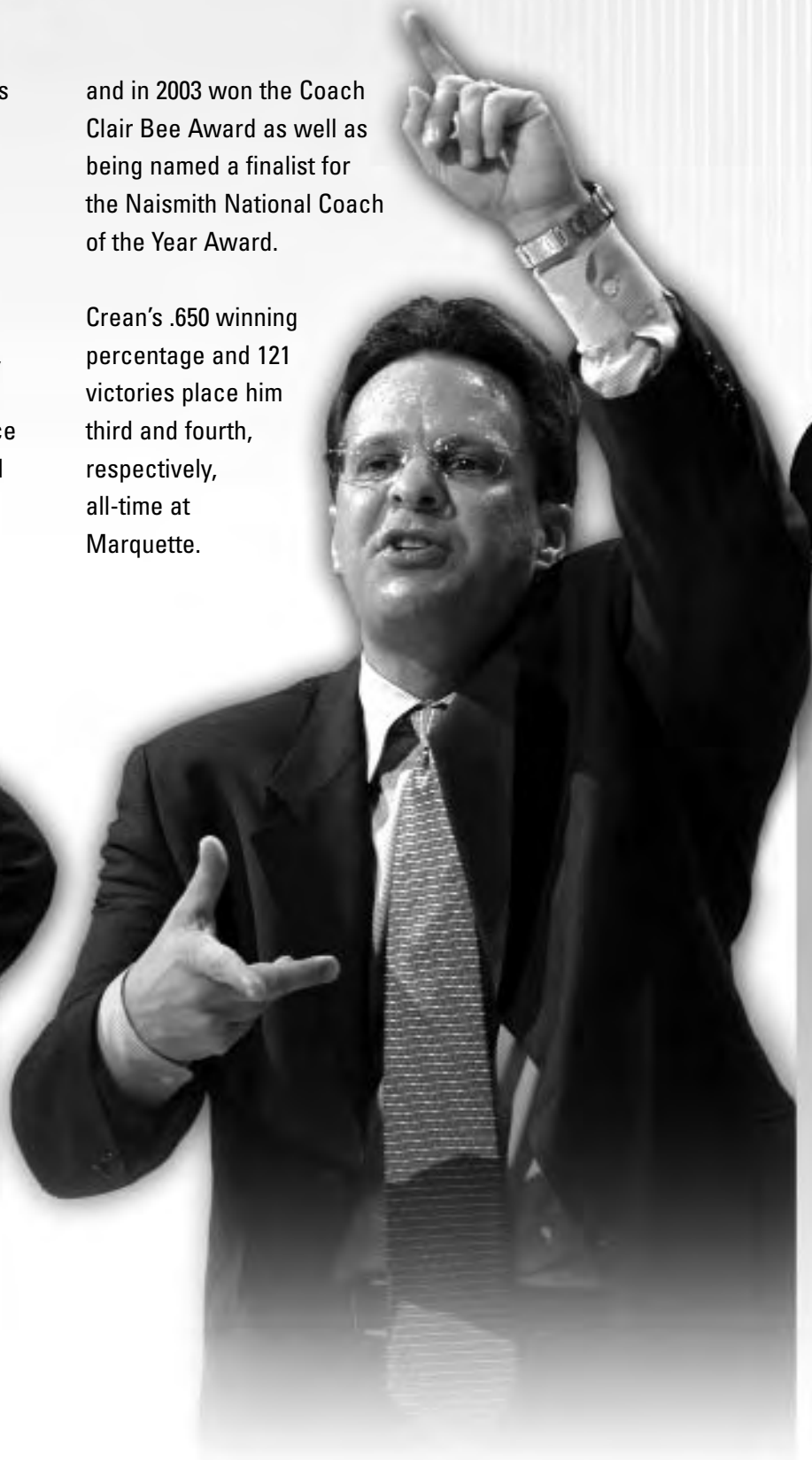
In his six seasons, Marquette has averaged 20 wins a year, won a conference championship and made five postseason appearances, including the 2003 Final Four, the program's third appearance all-time and first since 1977.

Since 2001, Crean has directed the Golden Eagles to 91 victories, fifth most among BIG EAST schools, and four consecutive postseason appearances. He is a two-time recipient of the Ray Meyer Conference

USA, NABC District XI and USBWA District V Coach of the Year awards,

and in 2003 won the Coach Clair Bee Award as well as being named a finalist for the Naismith National Coach of the Year Award.

Crean's .650 winning percentage and 121 victories place him third and fourth, respectively, all-time at Marquette.



## NATIONAL RECOGNITION

Crean's revival of Marquette's storied basketball program has not gone unnoticed by the national pollsters as the Golden Eagles have spent 44 weeks in the rankings since November 2001. Prior to first appearing during Crean's tenure in the AP Top 25 on November 27, 2001, Marquette had been ranked for just 24 weeks the previous 15 seasons.

Marquette's consecutive year-end rankings in 2002 and 2003 were the first time for the program in a quarter century, and on March 4, 2003, the school earned its highest ranking since 1978 by reaching No. 8 in AP poll.

## PLAYER DEVELOPMENT

Personally driven by an intense commitment to improve, Crean has structured a program at Marquette that focuses heavily on individual instruction and has allowed his players to stay ahead of the competition.

Through six seasons, Golden Eagles players have earned 14 All-Conference selections and the program's first conference player of the year award, when Dwyane Wade won Conference USA's top honor in 2003. Wade also went on to become the first Marquette player since 1978 to be named an Associated Press First Team All-American and finalist for the John R. Wooden Award.

In 2005, Travis Diener joined Wade as players under Crean's mentoring who earned All-American and All-Conference honors, as well as going on to be selected in the NBA Draft.

Marquette basketball has been represented on national player of the year balloting in each of the last four seasons.

## FAN SUPPORT & EXPOSURE

Crean's passion and commitment on the court has paid dividends off of it. The program has set total attendance records in each of the last three seasons, and since his arrival in 1999 has drawn over 1.3 million fans.

Students on the Milwaukee campus have flocked to the Bradley Center in record numbers, making it one of college basketball's best environments. Overall, attendance has increased 70-percent and the top seven crowds of all-time have occurred during Crean's tenure.

Marquette's elevated status nationally has made it a favorite of television. Crean's squad has had 51 games televised nationally on network or cable over the last three seasons.



# 2004-05

Despite losing all-American point guard Travis Diener for eight games, including the season's final five, Crean guided Marquette to 19 victories and its fourth consecutive post season appearance.

The Golden Eagles season started with promise.

The team won 13 of its first 14 games, the best start for the program in 26 years, and defeated Elite Eight participant and rival Wisconsin by nine at the Bradley Center.

Marquette's appearance in the post season was the fifth during Crean's six seasons, and the school's 38th overall. Early success was highlighted by a season opening championship in the BCA Classic and the team's sixth consecutive Pepsi Blue & Gold Championship.



# 2003-04

03-04 Despite losing Dwyane Wade and Robert Jackson, who combined accounted for 47.0 percent of Marquette's scoring and 38.0 percent of its rebounding in 2002-03, Crean guided the Golden Eagles to a 19-12 overall record and the quarterfinals of the National Invitation Tournament in 2003-04. The Golden Eagles postseason appearance was their 37th all-time.

The 2003-04 season saw Crean lead Marquette to its 26th-consecutive non-conference home win, a fifth-straight Pepsi Blue & Gold Classic Championship, the program's 1,300th victory all-time (a 65-52 victory at Houston on January 7)

and, as a result of a 77-70 victory over Louisville on January 31, only its second victory ever on the road over a Top 5-ranked opponent. After opening the season ranked 23rd in the Associated Press and ESPN/USA Today polls, the Golden Eagles spent nine and ten weeks, respectively, ranked in both polls.

# 2002-03

Purely magical is the best way to describe the 2002-03 campaign, as Crean lead Marquette to a place it had not been in over 25 years – the Final Four. Marquette's third appearance all-time in college basketball's ultimate destination came as a result of 27 wins (second-most in school history), including a program-best 14 victories in conference, and its first Conference USA Regular Season Championship.

The Golden Eagles finished the regular season ranked No. 9 by the Associated Press, its highest year-end AP ranking since 1978, and No. 6 in the ESPN/USA Today Top 25 poll. MU was one of only 10 teams to be ranked in all 19 of the Associated Press 2002-03 Top 25 polls and its .818 winning percentage was the program's best since 1977-78.

In 2001-02, Crean coached Marquette to a 26-7 record and its 22nd NCAA Tournament appearance but first since 1997. The 26 victories were the third-most all-time and represented the program's first 20-win season since 1997.

# 2001-02

The Golden Eagles started the season by winning 10-consecutive games and claiming the 2001 Great Alaska Shootout championship. As a result of its best start in four years, Marquette appeared in the AP Top 25 at No. 23 on November 27, 2001, its first AP ranking since January 19, 1998.

In conference play, Crean's squad won a program-record 12-straight on the way to a school-record 13 conference wins and a number two seed in the C-USA Tournament, the program's highest to-date. A 19-point victory over DePaul on March 1, wrapped up the Golden Eagles first undefeated home season – 16-0 – since 1995-96.



57

TOM CREAN

HEAD COACH





On February 19, MU achieved the school's highest national ranking since February 1979, when it reached No. 9 in the AP Top 25. The Golden Eagles spent a total of 12 weeks ranked nationally and concluded the year ranked No. 12 by the AP and No. 18 by ESPN/USA Today.

# 2000-01

Most preseason polls and publications had Marquette picked no higher than fifth in Conference USA's American Division for the 2000-01 season. As was the case for the previous season, Tom Crean and his club exceeded expectations and recorded their second consecutive 15-14 season.

In contention until the regular season's final day for a top seed at the conference tournament, MU defeated DePaul, Saint Louis and Cincinnati twice, on its way to a 9-7 finish in C-USA, its best since 1997. Marquette's two victories over Cincinnati represented the first time a league member had registered a regular-season sweep of the Bearcats.

## YEAR-BY-YEAR COACHING RESUME

School	Year	Record	Pct.	Notes
Michigan St.	1990	28-6	.824	NCAA Tournament - Sweet 16 Big Ten Champions
W. Kentucky	1991	14-14	.500	--
W. Kentucky	1992	21-11	.656	NIT
W. Kentucky	1993	26-6	.813	NCAA Tournament - Sweet 16 Sun Belt Tournament Champions
W. Kentucky	1994	20-11	.645	NCAA Tournament
Pittsburgh	1995	10-18	.357	--
Michigan St.	1996	16-16	.500	NIT
Michigan St.	1997	17-12	.586	NIT
Michigan St.	1998	22-8	.733	NCAA Tournament - Sweet 16 Big Ten Regular Season Champions
Michigan St.	1999	33-5	.868	NCAA Tournament - Final Four Big Ten Regular Season Champions Big Ten Tournament Champions

## TOM CREAN AS A HEAD COACH

School	Year	Record	Pct.	Notes
Marquette	2000	15-14	.517	NIT
Marquette	2001	15-14	.517	--
Marquette	2002	26-7	.788	NCAA Tournament
Marquette	2003	27-6	.818	NCAA Tournament - Final Four C-USA Regular Season Champions
Marquette	2004	19-12	.613	NIT
Marquette	2005	19-12	.613	NIT

## TOM CREAN VS. ALL OPPONENTS

Air Force	1-0	Massachusetts	1-0
Appalachian State	2-0	Memphis	1-4
Arkansas-Little Rock	1-0	Minnesota	0-2
Arkansas-Pine Bluff	1-0	Missouri	1-0
Arizona	0-2	Morris Brown	1-0
Baylor	0-1	Nebraska	1-0
Boise State	1-0	North Carolina	0-1
Cal State Northridge	1-0	Notre Dame	1-1
Canisius	1-0	Northern Michigan	1-0
Centenary	1-0	Oakland	1-0
Charlotte	4-6	Pittsburgh	1-0
Chicago State	2-0	Sacred Heart	1-0
Cincinnati	5-6	St. John's	1-0
Coppin State	3-0	Saint Louis	9-3
Dayton	1-3	Sam Houston State	2-0
Delaware State	1-0	Savannah State	1-0
DePaul	9-3	South Alabama	0-1
East Carolina	4-2	South Dakota State	1-0
Eastern Illinois	1-0	South Florida	5-0
Elon	1-0	Southern Miss	3-2
Florida A&M	1-0	Tennessee	1-0
Fordham	1-0	TCU	2-4
Gonzaga	1-0	Texas-San Antonio	1-0
Grambling	2-0	Texas Southern	1-0
Hampton	1-0	Toledo	1-0
Holy Cross	1-0	Tulane	6-1
Houston	4-2	Tulsa	0-1
Illinois State	1-0	UAB	3-4
Indiana	1-0	Valparaiso	1-0
Iowa State	0-1	Villanova	1-0
IPFW	1-0	Wake Forest	1-1
Kansas	0-1	Western Carolina	2-0
Kent State	1-0	Western Michigan	1-1
Kentucky	1-0	Wisconsin	2-4
Louisville	7-6	Wofford	1-0
Loyola (IL)	1-0	Xavier	1-2





# 1999-00

In his first season as head coach, Tom Crean took a team projected by many in the preseason as sixth in Conference USA's American Division to its first postseason appearance in two years.

Facing a schedule that featured 13 games with teams who participated in the 1998 NCAA Tournament, the 33-year old first-time head coach led his squad to 15 victories overall - including two over Top 25 teams DePaul (No. 21) and Louisville (No. 25) - and an 8-8 conference mark.

Crean's initial season as a head coach culminated with the school's 13th appearance all-time in the National Invitation Tournament (NIT).

Crean was named the 15th head coach in Marquette basketball history on March 30, 1999. Before arriving in Milwaukee, Crean served on the Michigan State basketball staff for four seasons, holding the position of associate head coach for the last two. During that time, the Spartans compiled an 88-41 record and made four consecutive postseason appearances, including a trip to the 1999 Final Four. Michigan State's recruiting coordinator; Crean was instrumental in bringing two-time Big Ten Player of the Year Mateen Cleaves and 2000 John R. Wooden Award finalist Morris Peterson to East Lansing.

Prior to his tenure at Michigan State, Crean spent the 1994-95 season as an assistant coach at Pittsburgh and served as the associate head coach at Western Kentucky from 1990 to 1994. Crean got his start in

coaching on the Division I level in 1989-90, serving on Jud Heathcote's staff at Michigan State.

A native of Mount Pleasant, Michigan, Crean earned his bachelor's degree in parks and recreation with a minor in psychology from Central Michigan in 1989. While pursuing his degree, Crean coach basketball at Alma College and Mount Pleasant High School.



*Tom and his wife, Joani, are the parents of Megan, 10, Riley, 6, and Ainsley.*

# THE BUZZ ON TOM CREAN

**Mike DeCourcy, *The Sporting News***

"There aren't many coaches who combine the various aspects of running a college program as well as Tom Crean: teaching, strategy, recruiting, public relations. He is the total package. Marquette is lucky to have him and apparently is smart enough to recognize its good fortune."

**Dick Vitale, *ABC and ESPN Commentator***

"When you look at the college basketball landscape, there is no doubt that Tom Crean is a star in the coaching fraternity. To put it in "Vitale-ese", Crean is a 3S-man – superb, scintillating and sensational!"

**Jay Bilas, *ABC and ESPN***

"I'm not sure I know a coach who pays more attention to detail than Tom Crean. Tom stays on top of everything in his program, and he is genuinely engaged in every aspect of his team's performance and development. That doesn't just happen; it takes an every day commitment both on and off the court. Tom is one of the nation's top basketball coaches and has built a program at Marquette that will last. Tom Crean is the genuine article."

**Dick "Hoops" Weiss, *New York Daily News***

"A few years ago, I had a chance to attend one of Tom's practice sessions the day before a home game against Louisville. It was the most physical, intense workouts I have ever witnessed and goes a long way to explain why Marquette plays as hard as any team in the country. Tom is driven to succeed and he has used the force of his personality and work ethic to transform Marquette into a true national power. No one works harder at his profession."

**Rick Bozich, *Louisville Courier Times/ Basketball Times***

"Success hasn't spoiled Tom Crean. If anything, it has filled him with even more enthusiasm, determination and energy to keep chasing great things at Marquette. He's working harder now than he worked as an assistant coach at Western Kentucky, Pitt or Michigan State."

**Bill Raftery, *CBS and ESPN***

"Crean always rises to the top. When Marquette hired Tom to stir it up, no one thought he would achieve so much so quickly. His uncanny knack of getting players to give all they can as well as playing together was realized in 2003 by getting to the Final Four in New Orleans."

**Pat Forde, *ESPN.com***

"Tom Crean has grown from hotshot young coach to Final Four phenom to veteran, long-term program builder. He hasn't just made Marquette competitive for a year or two, but for the foreseeable future. He can recruit against the best off the court, and as his record shows in a conference populated by big-name coaches, he can beat the best on the court, too. His service with the national team only increases his stature in the sport and underscores his commitment to basketball, and the way America plays it. He's good for the game."

**Gregg Doyel, *CBS Sportsline***

"No one prepares likes Tom Crean, who spent his down time this summer planning the team's practices deep into October, and then started scouting Big East rosters to get ready for Marquette's jump to that conference...in 2005-06. The man is meticulous, and that's why the Golden Eagles' Final Four appearance in 2003 was no fluke. Crean will get them there again."

**Larry Brown, *Detroit Pistons head coach***


"Tom is as fine a young coach as we have in our sport. He was a tremendous assistant coach at Michigan State and he's a phenomenal head coach at Marquette. He has a willingness to learn, a wealth of knowledge, and I think his career is going to be fantastic. I consider him a really good friend."

**Jeff Van Gundy, *Houston Rockets head coach***

"Tom Crean is one of the best basketball coaches in America. He has a proven track record in recruiting and a basketball knowledge that is second to none. He will continue the long line of great coaches at Marquette University."

**Glenn "Doc" Rivers, *Boston Celtics head coach and former Marquette All-American***

"Tom Crean's name has become synonymous with Marquette University. His dedication, intensity and enthusiasm epitomize everything the University and the Golden Eagles emulate."



60

TOM CREAN

HEAD COACH





**Dwyane Wade**  
*Marquette, All-American*  
**2003 NBA Draft first round pick**

"Coach Crean was loyal to me during the whole recruiting process. Marquette was at the top of my list because the first call I got was from Coach Crean. All the other schools stopped calling me when they found out I wasn't going to have the test score to play my first year. Coach Crean said he

wanted me no matter what.

While I was at Marquette, Coach Crean played a huge role in helping me mature and improve, not only as a player but as a person and parent as well."

**Mike Sherman,**  
*Green Bay Packers*  
**general manager and head coach**

"Tom is very energetic and has done a great job of seeing the big picture as far as Marquette Basketball is concerned. He knows how important the students are to the program and has done a great job of getting them involved. My daughter, Sarah, attended Marquette and she tells me that the students feel a real connection to the program."



**Tom Izzo, Michigan State head coach**

"Watching the progress of the Marquette program the past few years just confirms what I have known all along about Tom Crean. That his tireless work ethic, whether it comes to recruiting, game preparation or individual instruction, is what sets him apart from many and is evident in how his team plays. He definitely has a plan for how to achieve success for the Marquette program and that promises to bring excitement to its fans for years to come."

**Jeff Nix, New York Knicks, Assistant General Manager**

"There is not a better coach in the country than Tom Crean in improving the skill level of his players. His commitment to player development has had an immediate impact on the Marquette basketball program and will prepare his players for the opportunity to play in our league. He has great NBA contacts to assist his players and their futures."

**Morris Peterson, Sr.,**  
*Father of Morris Peterson*

"I love Coach Crean. He is one of the best things ever to have happened to Morris. Morris was a young kid when he first went to Michigan State and Coach Crean had the patience to work with him both on and off the floor. If Coach Crean hadn't taken the time with him, Morris wouldn't have become the player that he is today."

**Morris Peterson**  
*Michigan State,*  
**All-Big Ten first team**

"Coach Crean really worked with me and helped me grow both as a basketball player and a person. There isn't a harder worker that I know. He played a big role in my development and I owe a lot to him."



**Frances Cleaves,**  
*Mother of Mateen Cleaves*


"Coach Crean is a wonderful coach and a great character builder. He helped recruit Mateen to Michigan State and became a good friend to both Mateen and our family. He can always be counted upon to do the right thing."

**Mateen Cleaves**  
*Michigan State, All-American*  
**2000 NBA Draft first round pick**

"Coach Crean is one of the hardest working and most caring coaches I've ever played for. He is a great motivator and helped me take my game to another level each year that I played for him."



# CREAN'S NBA PLAYERS




**Travis Diener**  
Marquette University  
2005 NBA Draft  
second round pick

*During his career Tom Crean has coached eight players who have gone on to play in the National Basketball Association (NBA).*

*Four – Dwyane Wade, Mateen Cleaves, Morris Peterson and Vonteego Cummings – were first round draft picks.*



**Matt Steigenga**  
Michigan State



**Dwyane Wade**  
Marquette University  
2003 NBA Draft  
first round pick

62

TOM CREAN

HEAD COACH





**Jamie Feick**  
*Michigan State,*  
1996 NBA Draft  
second round pick

**Steve Smith**  
*Michigan State*  
1991 NBA Draft  
first round pick

**Mateen Cleaves,**  
*Michigan State*  
2000 NBA Draft  
first round pick

**Vontee Cummings**  
*Pittsburgh*  
1999 NBA Draft  
first round pick


**Morris Peterson**  
*Michigan State*  
2000 NBA Draft  
first round pick

# FORMER MARQUETTE PLAYERS ON COACH CREAN

64

TOM CREAN


HEAD COACH



**Cordell Henry  
1999-2002**  
*"Coach Crean really helped me in my development as a point guard. He knows what it takes to win and is dedicated to helping players achieve success both on and off the court. I owe him a great deal."*


**Robert Jackson  
2003**

*"Coach Crean is a disciplined coach and a great teacher. I learned so much in my two years with him as a basketball player, student and person. A lot of the things he teaches carry over into your life off the court – things like being responsible and accountable. I know he helped me in a lot of ways."*



**Jon Harris  
1999-2002**

*"Coach Crean is a high character guy. When he took over the job at Marquette, he came with the intent to work with what he had. He did not try to run off the current players nor did he recruit over us. He coached as if he had recruited us himself. I feel that says a tremendous amount about the type of person that he is. He also builds lasting relationships with his players and is devoted to helping them in anyway he can. I trust that he will always be one who I can turn to for advice."*



**Oluoma Nnamaka**  
1999-2002

*"Not only did Coach Crean teach me a great work ethic, he also showed me that everything is possible when you work hard and believe in it, not only in basketball but life in general."*

**Brian Barone**  
2000-01

*"Coach Crean has impacted my life in a positive way from the moment he began coaching at Marquette. There are many lessons he has taught me ranging from basketball to coaching and family. He has been a person I have turned to both on and off the court.*

*What he has done at Marquette is something that I hope to emulate throughout my career."*

**David Diggs**  
1999-2002

*"Coach Crean really worked with us and helped us maximize our ability. He is always trying to make his players and program better. There is no doubt the he helped my teammates and myself become better players and students of the game."*

**John Cliff**  
1997-2000

*"As challenging and competitive as the first year was both mentally and physically, I have no doubt that I became a better player then and am a better man today because of what I learned from Coach Crean that year."*

**Bart Miller**  
1997-2000

*What Coach Crean taught me relates to much more than basketball, and are universal truths. I would say that I became a better player and man that year. As a group, I think we all learned to put a premium on responsibility, honesty and self-reliance.*

*Before, I think we had focused too much on self-pity and blame."*

**John Mueller**  
1998-2001

*"I was always the type of player that was quiet and who went about my own business during practices and individual workouts. When Coach Crean came, he challenged me to become more vocal and take a leadership role. Before, I was the player who followed the lead of others but by the time I graduated, I had become the player who was leading others. This has helped me in my professional basketball career."*



# CREAN AND THE COMMUNITY

*Whether it's his family's association with Al's Memorial Run and Walk or his wife Joani's leadership of the Women in Support of Marquette Athletics (WISMA), Tom Crean and his family are deeply committed to the community. The work done off the court by the Crean Family, Marquette coaching staff and players is equally as important as their work on the court.*

*Tom and Joani Crean serve as grand marshals for Al's Memorial Run and Walk benefiting Children's Hospital*

66

TOM CREAN

HEAD COACH



*Ousmane Barro and Steve Novak spend time with a couple of Children's Champions at Al's Memorial Run and Walk*

# TY

## A FEW OF THE ORGANIZATIONS CREAN HAS SUPPORTED INCLUDE:

- Children's Hospital of Wisconsin
- National Multiple Sclerosis Foundation
- Hunger Task Force of Milwaukee
- WISMA Book and School Supply Drives
- Marquette University's Hunger Clean-Up
- American Red Cross
- Catholic Charities



*Tom Crean  
with National  
Multiple Sclerosis  
Foundation leaders*



# JASON RABEDEAUX

ASSISTANT COACH

Jason Rabedeaux is in his second season as an assistant coach on the Marquette basketball staff.

Rabedeaux owns 14 years of Division I coaching experience, including three as the head coach at UTEP from 1999-2002. Rabedeaux's contagious enthusiasm and diligent work ethic helped revitalize the UTEP basketball program. In three years under his direction, the Miners posted 46 victories and in 2000-01, just his second season, earned the program's first post season appearance since 1995 with a berth in the NIT. For his efforts, Rabedeaux was named the WAC Coach of the Year by the Sporting News and Houston Chronicle.

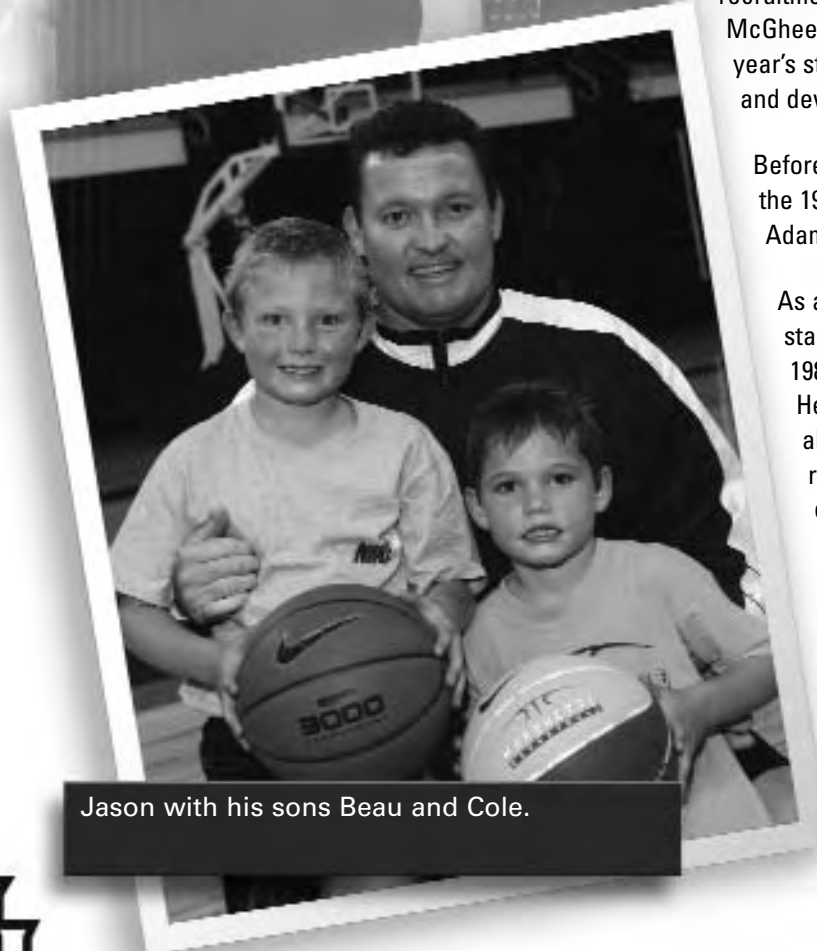
Prior to being named the Miners' head coach in September 1999, Rabedeaux spent ten years on Kelvin Sampson's staffs at Washington State (1989-94) and Oklahoma (1994-99). As Sampson's top assistant and recruiting coordinator, he was an integral part of the program's five consecutive NCAA Tournament appearances from 1995 to 1999 and the recruitment of Sooner standouts Eduardo Najera, Aaron McGhee and Hollis Price. Although not a member of that year's staff, Rabedeaux played a big part in recruiting and developing Oklahoma's 2002 Final Four squad.

Before arriving at Washington State, Rabedeaux spent the 1988-89 season as an assistant coach at North Adams State.

As a player, Rabedeaux was a four-year basketball starter at the University of California-Davis from 1984-88 and twice earned All-Conference honors. He concluded his collegiate career as the seventh all-time leading scorer in school history and set records for most three-point field goals made in one season (80), most three-point field goals made in a game (6) and most free throws made in a game (14).

Rabedeaux earned a bachelor's degree in exercise physiology from California-Davis in 1988, and a master's degree in athletic administration from Washington State in 1991.

His family includes sons Beau (9) and Cole (7), and daughter Riley (2).



Jason with his sons Beau and Cole.



# DAN PANAGGIO

ASSISTANT COACH



Dan Panaggio is entering his first year on the men's basketball coaching staff at Marquette University.

A native of Rochester, New York, Panaggio spent the last four seasons as an assistant coach for the NBA's Portland Trail Blazers, and before joining the Blazers' staff was an assistant coach at Indiana University in 1999-2000.


Prior to his two assistant coaching stints, Panaggio was head coach of the Quad City Thunder for nine seasons. He owned a career record of 313-191 with the Thunder and won a CBA championship in both 1994 and 1998. All nine of his teams advanced to the CBA playoffs.

In 1999, Panaggio led Quad City to the National Conference crown and the league's best regular-season record, en route to earning his third CBA Coach-of-the-Year award. Entering the 2000 season, he had more career victories than any other active coach and left the CBA ranking second on the all-time win list behind his father, Mauro, who coached Quad City prior to Dan. Panaggio ranks third all-time in games coached (504), third in playoff victories (71) and fifth in regular-season winning percentage.

Panaggio spent three seasons as an assistant coach with Quad City before taking over the head coaching duties and prior to that was the head coach at Monroe Community College in Rochester, N.Y., where he posted a 70-15 record.

A graduate of SUNY-Brockport, Panaggio was a four-year starter in basketball from 1973 to 1977, and is still the school's all-time leader in points scored (1,601) and assists (447).

Panaggio, a native of Rochester, N.Y., and his wife Ellen are the parents of five children Kathryn, Anne, Mary Jo, Daniel and Michael.



Dan, Ellen and their youngest child Michael.

# JEAN PRIOLEAU

ASSISTANT COACH



Jean Prioleau is in his first season as an assistant coach on the Marquette basketball staff, having served in a similar capacity at Wichita State since April 2000.

Prior to joining the WSU staff, he spent the 1999-2000 season as an assistant coach at Fordham following an eight-year professional basketball career.

After his graduation with a B.S. in Physics from Fordham in 1992, Prioleau played professionally for the Long Island Surf of the USBL and then attended the Indiana Pacers Rookie/Free Summer League. He was then invited to the Indiana Pacers' veteran camp and was the last cut made by the Pacers one day before the start of the season.

In 1992-93, Prioleau played for Yakim of the CBA before returning to the Surf in the summer of 1993. Following his second stint with the Surf, Prioleau was invited back to the Pacers' veteran camp before eventually going on to play for Grand Rapids and Sioux Falls of the CBA in 1993-94.

Following his second stop in the CBA, Prioleau returned to Long Island and played with the Surf and on the New Jersey Nets summer league team. At the conclusion of Nets summer league play, he signed with a professional team in Switzerland for the 1994-95 season.

In the fall of 1995, Prioleau was invited to the New York Knicks' veteran camp and again was the final cut made prior to the beginning of the season. Prioleau returned to Europe where he played professionally in Turkey in 1995-96, and then spent the past two years in Italy playing for Sicc BPA Jesi.

A four-year standout at Fordham from 1988 to 1992, Prioleau graduated as the fifth all-time leading scorer with 1,442 points, while his 453 assists and his 251 career steals are second best on the all-time list. He helped the 1990-91 and the 1991-92 teams to the Patriot League championship, hitting a three-pointer at the buzzer in the 1991 championship game to give the Rams an 84-81 win. With the Patriot League title, the 1992 squad advanced to the NCAA Tournament, Fordham's first appearance in the tournament since the 1970-71 season. The 1990-91 team finished the year with a 25-8 record, the second most wins in Fordham history, and advanced to the NIT where Prioleau was the team's second leading scorer with a 14.2 ppg average. Prioleau was also a member of the 1989-90 team that went 20-13 and advanced to the second round of the NIT.

Prioleau was named Second Team All-Patriot League as a junior and senior and was also named to the 1991 Patriot League All-Tournament Team. As a freshman, Prioleau was named a unanimous Metro Atlantic Athletic Conference (MAAC) All-Rookie pick in 1988-89. He is best known for his buzzer-beating three-pointers, hitting three as a junior against Seton Hall, Lehigh and Holy Cross in the Patriot League championship game.

A graduate of Teaneck High School in Teaneck, N.J., Prioleau was a Third Team all-State as well as a First Team All-League and All-Bergen County pick in high school.

70

JEAN PRIOLEAU

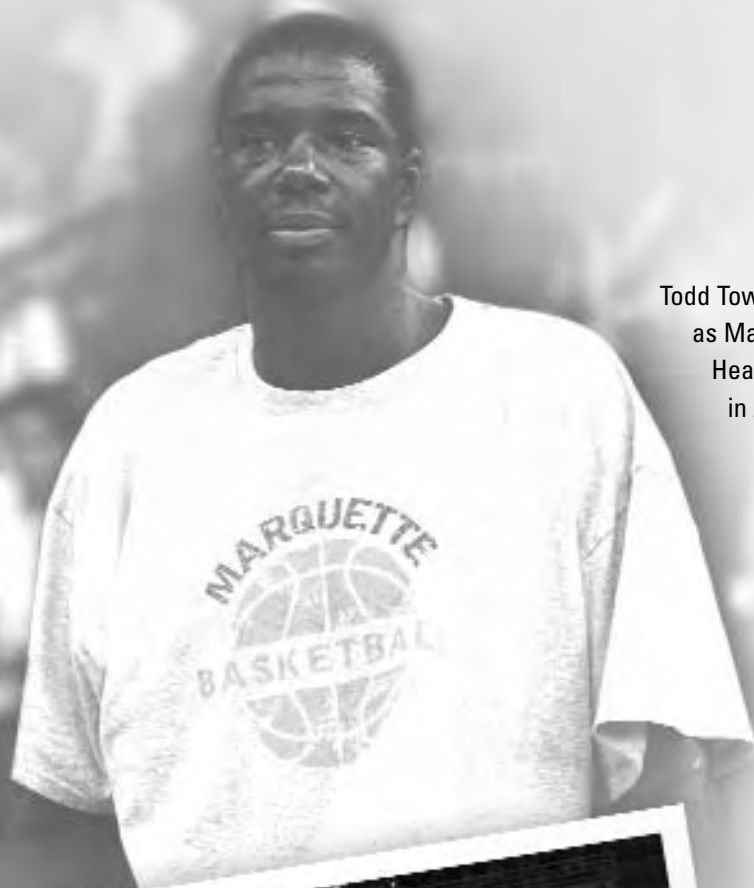
ASSISTANT COACH



# TODD TOWNSEND

DIRECTOR OF OPERATIONS

HEAD MANAGER



Todd Townsend is entering his first season as Marquette's Director of Basketball Operations/Head Manager. Townsend was appointed to the position in August 2005.

"Todd is ready for the opportunity to help this basketball program from the sideline in the same manner he did as a player," said Crean on Townsend. "He was a leader on the floor, made his teammates better, understood our philosophy, and as a result graduated with 91 wins. I believe he is ready to make the next step in what will be a very promising coaching career."

Townsend enjoyed an outstanding four-year playing career at Marquette from 2001 to 2005, helping lead the Golden Eagles to four post season appearances, the 2003 Final Four and 91 victories. He started 48 of 114 career games, including all 33 during the Final Four run, and averaged 4.1 points, 2.2 rebounds and 1.1 assists.

A native of Chicago, Townsend graduated from Marquette in May with a bachelor's degree in communication studies.



Todd addresses the crowd during Senior Day 2005 celebrations.

# BARB KELLAHER

SPECIAL ASSISTANT

Barb Kellaheer is in her fourth season with the Marquette basketball program. She joined the Marquette basketball staff after a successful three-year entrepreneurial endeavor as owner and manager of her own residential cleaning company.

Kellaheer's primary responsibilities include the daily operations of the men's basketball office and supervision of the office staff, as well as personally assisting head coach Tom Crean with his travel, daily scheduling, correspondence and arrangement of speaking engagements and special events. Kellaheer's experience with British Airways helped hone her "service beyond the call of duty" attitude and enabled her to visit Europe, Australia, Mexico and most of North America, including Hawaii.



*Barb's family includes her husband of 18 years, Rich, and their three daughters Allison, 17, Brooke, 15, and Lauren, 13.*

# DEREK DEPREY

COORDINATOR OF BASKETBALL OPS VIDEO COORDINATOR

Derek Deprey enters his first season as Coordinator of Basketball Operations and Video for the Marquette Basketball program. Deprey, no stranger to basketball in Milwaukee, comes to Marquette from the Milwaukee Bucks where he spent four years with the organization, two as the assistant video coordinator.

While with the Bucks, Deprey assisted in all facets of video coordination including scouting reports of both opponents and free agents and developed special edits for coaches and player to enhance their performances. He also edited European and NCAA film in preparation for the NBA draft, and created and utilized a spreadsheet for that film.

A native of Manitowoc, Wis., Deprey earned his bachelor of arts in business administration from Wisconsin Lutheran College. During his undergraduate years, Deprey played for both Wisconsin Lutheran for two seasons and UW-Manitowoc for two seasons where he was a first team all-state and first team all-conference selection, team captain and scholar athlete award winner. Deprey recently completed his masters degree in Sport Management from the United States Sports Academy in Daphne, Ala.



*Derek and his fiancée Rachel.*





# JAYD GROSSMAN

HEAD ATHLETIC TRAINER

Jayd Grossman is entering his third season as Marquette's Head Athletic Trainer. In his capacity, Grossman oversees the efforts of the athletic training staff and care for Marquette's student-athletes while serving as the trainer for the men's basketball program.

Grossman came to Marquette after serving as the men's basketball trainer at the University of Cincinnati from 1993 to 2003. In addition to providing therapeutic medical care for the program, Grossman's additional responsibilities included coordination of the team's preseason conditioning program, developing and implementing basketball-specific diet and supplementation guidelines, as well as serving as the team's travel coordinator.

In addition to his duties with the basketball program, Grossman participated in the health care of the school's 18 varsity athletic programs and supervised the Graduate Athletic Trainer/Intern program. An instructor in Cincinnati's College of Education, Grossman coordinated the Disordered Eating Response Team that addressed disordered eating nutritional pathologies in the athletics program.

Grossman earned national recognition when he was selected to work at the USA Basketball National Team Trials in 2000, and then in again in 2001 when he was named as athletic trainer for the gold-medal winning USA 21-and-under World Championship team.

Prior to his time at Cincinnati, he was a graduate assistant athletic trainer at the University of Virginia from August 1992 to June 1993.

A native of Evansville, Wisconsin, Grossman earned a bachelor's of science degree in athletic training from Wisconsin-LaCrosse in 1992 and a master's in education from Virginia in 1993.

*Jayd's family includes wife Juli and their two-year old daughter, Mardi.*



# SCOTT HOLSOPPLE

HEAD STRENGTH & COND. COACH

Scott Holsopple is entering his sixth season at Marquette and fourth in the capacity of Head Strength and Conditioning Coach.

Holsopple is responsible for the total development of sport-specific strength and conditioning programs for Marquette's 14 Division I athletic programs. He first joined the school in the fall of 2000, when his primary responsibility was working with the men's basketball program.

Before arriving at Marquette, Holsopple served as strength and conditioning assistant under John Thomas and Chip Harrison at Penn State University. During his time at Penn State, he helped develop and implement a comprehensive, year-round strength, conditioning and agility program for the school's 28 athletic teams.

Holsopple has studied under some of the best in the field, having done an internship at Notre Dame University with legendary strength coach Mickey Marotti, as well as serving as strength and conditioning coordinator at Ken Chertow's Olympian Wrestling Camp.

A native of Happy Valley, Pennsylvania, Holsopple earned All-American recognition as a boxer at Penn State. He earned a bachelor's degree in kinesiology from the school in 2000.



# BASKETBALL MANAGERS



Back Row: Andy Klister, Chris Herring, Jeff Patrylo, Tony Smith  
Front Row: Jimmy McGuire, Matt Willis, Tommy Brice, Julian Swartz

# STUDENT SUPPORT STAFF



Front Row:  
Mary Schless,  
Ebony Middleton,  
Andrea Natvig,  
Caitlin Nicoletto

Back Row:  
Kathleen Falk,  
Emily Clauser,  
Jamie Vrba,  
Sarah Schneider,  
Jackie Forstner



# MIKE BROEKER

ASSOCIATE ATHLETICS DIRECTOR MARKETING & COMM.

Mike Broeker is in his third year at Marquette University and first as Associate Athletic Director. In his capacity, Broeker oversees the marketing, media and public relations, and ticket operations for Marquette's 14 Division I program as well as serving as the primary contact for men's basketball.

Broeker joined the Marquette Athletics staff in November 2003 as Assistant Athletic Director for Media Relations, after nearly four years as a member of the basketball communications group at the National Basketball Association (NBA). While at the NBA, he worked to generate awareness and publicity for the league, its executive staff, events and initiatives and served as the primary contact for local and national electronic media outlets. Broeker was the point person for electronic media at four NBA Drafts, three NBA All-Star games and three NBA Finals.

Prior to working with the NBA, Broeker spent two years working in the communications group for the Women's Tennis Association (WTA Tour), the largest professional tennis circuit for women in the world. He served as a primary on-site media contact for high-profile events including Wimbledon, the Australian Open, the U.S. Open, and the French Open.

A graduate of Siena College, Broeker earned a bachelor of arts in English in 1997 and worked as a Marketing/Sports Information Assistant in Siena's Athletic Department until 1998.

*Mike and his wife Anne.*



# ADRIENNE TRICE

ACADEMIC ADVISOR MEN'S BASKETBALL

Adrienne Trice is in her second year as Coordinator of Academics for Men's Basketball. Trice works closely with the team in planning academic schedules, monitoring the progress and status of student-athletes, coordinating the NCAA Clearinghouse Program, assists with the admissions process by evaluating high school and junior college transcripts, assists with new student orientation and personal academic counseling.

Trice spent two years with the Milwaukee Public Schools as a Speech-Language Pathologist where she provided language and articulation treatment and evaluation to culturally diverse elementary school students.

Trice ran track for four years at Howard University in Washington, D.C. and received her bachelor's of science in Speech-Language Pathology in 2001. Her minor was Sports Administration. In 2003, Trice earned her master's degree in Speech-Language Pathology while working as a Graduate Assistant to the Athletics Director in the Howard Athletics office. As an undergrad, Trice was an active member of the Alpha Kappa Alpha Sorority.

A native of Milwaukee, Trice attended Nicolet High School in Glendale and currently resides in Milwaukee.



# DR. MICHAEL GORDON

## TEAM PHYSICIAN

Dr. Michael Gordon is beginning his first year as a team physician for the Marquette men's basketball program. He is a graduate of Nicolet High School and attended the University of Pennsylvania where he was a summa cum laude graduate. While at Penn, he received a varsity letter and second-team all-conference honors as a placekicker on the lightweight football team.

After graduating from Penn, he attended Harvard Medical School, earning his M.D. degree in 1997. He completed his orthopaedic surgery residency at Rush-Presbyterian-St. Luke's Medical Center in Chicago where he was named "Surgical Intern of the Year" in 1998. He returned to Boston in 2002 to complete a Sports Medicine Fellowship at the New England Baptist Hospital. While there, he was an active member of the medical teams for both Northeastern University and the Boston Celtics.

He is board-certified in orthopaedic surgery and a member of the American Academy of Orthopaedic Surgery, the Arthroscopy Association of North America, and the American Orthopaedic Society for Sports Medicine. He is a member of the Milwaukee Orthopaedic Group, Ltd., with hospital privileges at Aurora Sinai Medical Center, St. Mary's Ozaukee, and The Orthopaedic Hospital of Wisconsin.

He is an active runner, having completed six marathons including the last two Lakefront Marathons. He serves as the team physician for Grafton High School and as a physician advisor to the Badgerland Striders.

He is proud to be following in his father's footsteps in providing support to Marquette University as he has been a faculty member at the dental school for over 39 years.



# DR. DARIN MACCOUX

## ASSISTANT COACH

Dr. Darin A. Maccoux begins his seventh year as the medical team physician for the Marquette men's basketball team. A native of Green Bay, Wisconsin, Maccoux attended Dartmouth College where he was a four-year starter in basketball (1985-89).

After graduating from Dartmouth in 1989, he attended the University of Wisconsin-Madison Medical School and earned his M.D. Degree in 1993. He completed a Family Practice Residency at St. Luke's Hospital in Milwaukee, Wisconsin in 1996. Maccoux received a Fellowship in Sports Medicine from the Toledo Hospital, Ohio in 1997. He is Board Certified in Family Medicine and Sports Medicine.

Maccoux has a private practice in Muskego, Wisconsin with Lakeshore Medical Clinic. His hospital privileges include St. Luke's in Milwaukee, West Allis Memorial, and St. Francis' Hospital. He also serves as the team physician for Muskego High School and Waukesha Memorial High School.



*Maccoux resides in Big Bend, Wisconsin with his wife Carrie, and their four children, Kyleen, Preston, Lydia, and Anelise.*



# FATHER WILLIAM KELLY, S.J.

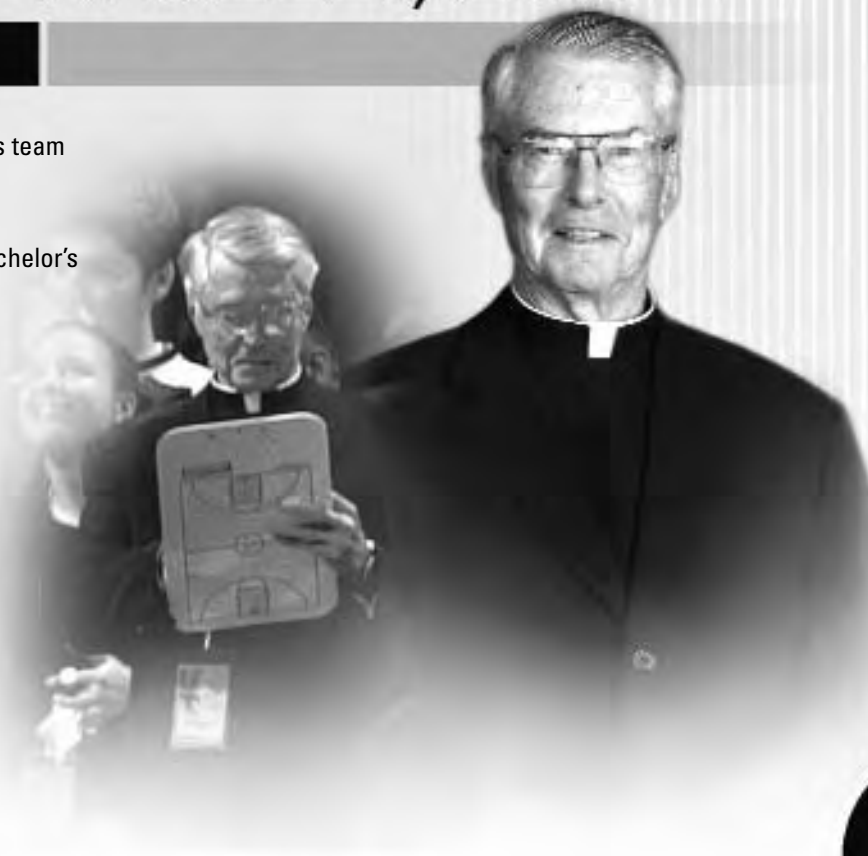
## TEAM CHAPLAIN

Father William Kelly, S.J. is entering his 22nd season as team chaplain for the Marquette basketball program.

Born and raised in Chicago, Father Kelly earned his bachelor's degree from Saint Louis University in 1948. Following a three-year teaching stint at Saint Louis University from 1948 to 1951, he went on to earn a master's degree in theology from St. Mary's College in Kansas.

Ordained in 1954, Father Kelly attended Catholic University in Paris from 1958 to 1961 and subsequently obtained his doctorate of theology from there in 1963.

Father Kelly taught at Marquette from 1961 until his retirement in 2000.



FATHER WILLIAM KELLY, S.J.

# SECURITY STAFF

## TEAM SECURITY

Leonard  
Hardison



Greg  
Griffin







# 2005-06 SEASON PREVIEW

## TWO RETURNING STARTERS

The Golden Eagles return just two starters from last season's NIT team. Seniors Joe Chapman and Steve Novak started 22 and 29 games, respectively, in 2004-05. Three other players on this year's roster earned starting nods last season – senior Chris Grimm (9 games), and sophomores Ousmane Barro (4 games) and Ryan Amoroso (3 games). For their careers, Novak and Chapman have started 58 and 37 games, respectively.

## NEW FACES

Marquette welcomes seven new players to its roster in 2005-06. Tulane transfer Dan Fitzgerald (St. Paul, Minn.), who sat all of last season, is joined by junior college transfer Jamil Lott (St. Paul, Minn./North Dakota State School of Science), and freshman Dwight Burke (Brooklyn, NY), Dominic James (Richmond, Ind.), Wesley Matthews (Madison, Wisc.), Jerel McNeal (Country Club Hills, Ill.) and Matt Mortensen (Provo, Utah). All seven are expected to contribute for the Golden Eagles this season.

## YOUTH WILL BE SERVED

Other than the three seniors, only junior Mike Kinsella and sophomores Ryan Amoroso and Ousmane Barro have played at least division I college basketball game. To put it in perspective, MU's three seniors combined have played in 265 games while the other 10 have played in 102.

## THEY'LL BE MISSED

Marquette's three graduated seniors from last season will be missed on and off the court. Leaders in every sense of the word, graduates Travis Diener (19.7 ppg, 7.0 apg), Marcus Jackson (8.5 rpg, 40 blks) and Todd Townsend (5.9 ppg, 2.8 rpg) left an indelible mark on the program. As four-year players, Diener and Townsend led the program to 91 victories and four postseason appearances, including the 2003 Final Four. Individually, Diener was a two-time first team All Conference USA selection, honorable mention Associated Press All-American, and finished his career second on the school's all-time assist chart and third in scoring. He was selected by the Orlando Magic in the 2005 NBA Draft (Rnd. 2, 38th pick overall).

## POINT GUARD U

Freshman point guard Dominic James, who figures to be handed the keys to the Golden Eagles' offense from day one, will look to continue a long and successful line of point guards at Marquette. The previous four points guards – Tony Miller ('92-'95; 8.3 ppg, 7.8 apg), Aaron Hutchins ('95-'98; 11.8 ppg, 4.5 apg), Cordell Henry ('99-'02; 11.2 ppg, 3.4 apg) and Travis Diener ('01-'05; 14.1 ppg, 5.1 apg) – combined to average 11.4 points and 5.2 rebounds over their careers.

## DEEP THREAT

Simply put, Steve Novak is one of college basketball's best long rang shooters. Marquette's 6-10 senior forward's 233 career three-point field goals are 51 shy of the program's all-time record of 284, set recent graduate Travis Diener. A career 45.8-percent shooter from behind the arc, Novak has connected on 79 three-point field goals in each of the previous two seasons.

## 10 YEARS OF CONFERENCE USA

Marquette closed out its 10-year affiliation with Conference USA by winning 91 games over the last four seasons. The Golden Eagles' 91-27 (.771) mark was the fourth best in the conference since 2001, trailing only Louisville, Cincinnati and Memphis.

## NOVAK & CHAPMAN ANSWER THE BELL

Seniors Joe Chapman and Steve Novak enter the 2005-06 campaign having played in all 95 games during their three year careers. The two need to appear in 31 games this season to tie Scott Merritt (126) for first place all-time at Marquette in games played.

## CONFERENCE PLAY

The BIG EAST is the fourth conference for Marquette since 1989. The Golden Eagles were members of the Midwestern Collegiate Conference from 1989 to 1991, Great Midwest Conference from 1991 to 1995, and Conference USA from 1995 to 2005. Marquette has earned 77 all-conference recognitions and is 134-92 during its 16 years of conference affiliation.

## WILL HISTORY REPEAT ITSELF

Although the preseason coaches poll had the Golden Eagles 12th in the BIG EAST, if history is any indicator maybe third would have been more appropriate. MU finished third in each of its three previous inaugural conference seasons (Midwestern Collegiate – 9-5; Great Midwest – 5-5; Conference USA – 8-4).

## NON-CONFERENCE DOMINANCE

With a young and relatively inexperienced team, it will be important for Marquette to take care of business in November and December. Since 2001, the Golden Eagles Marquette are 47-11 (.810) in regular and post season games against non-conference opponents. MU plays 13 non-conference games in 2005-06, with eight of those games coming at the Bradley Center.

### PERSONNEL CHART GUARDS:

Joe Chapman	6-4	Sr.
Dominic James	5-11	Fr.
Jerel McNeal	6-3	Fr.
Wesley Matthews	6-5	Fr.
Matt Mortensen	6-6	Fr.

### FORWARDS:

Steve Novak	6-10	Sr.
Jamil Lott	6-7	Jr.
Ryan Amoroso	6-8	So.
Ousmane Barro	6-10	So.
Dwight Burke	6-8	Fr.
Dan Fitzgerald	6-9	So.

### CENTERS:

Chris Grimm	6-10	Sr.
Mike Kinsella	7-0	Jr.






# 2005-06 ROSTER

NO.	NAME	YR.	POS.	HT.	WT.	HOMETOWN/SCHOOL
1	Dominic James	Fr.	G	5-11	175	Richmond, Ind./Richmond
2	Matt Mortensen	Fr.	F	6-6	190	Provo, Utah/Timpview
5	Dan Fitzgerald	So.	F	6-9	200	St. Paul, Minnesota/Tulane
12	Dwight Burke	Fr.	F	6-8	240	Brooklyn, N.Y./St. Benedict's Prep (NJ)
20	Steve Novak	Sr.	F	6-10	220	Brown Deer, Wisc./Brown Deer
22	Jerel McNeal	Fr.	G	6-3	185	Chicago, Ill./Hillcrest
23	Wesley Matthews	Fr.	G	6-5	200	Madison, Wisc./Memorial
32	Joe Chapman	Sr.	G/F	6-4	210	Chicago Heights, Ill./Bloom Trail
33	Chris Grimm	Sr.	F/C	6-10	245	Brighton, Mich./Brighton
40	Mike Kinsella	Jr.	C	7-0	245	Rochester, Minn./Minneapolis Tech
41	Ousmane Barro	So.	F	6-10	235	Dakar, Senegal/Chicago Julian
43	Ryan Amoroso	So.	F	6-8	242	Burnsville, Minn./Burnsville
51	Jamil Lott	Jr.	F	6-7	225	St. Paul, Minn./North Dakota School of Science

**Head Coach:** Tom Crean  
**Assistant Coaches:** Jason Rabedeaux, Dan Panaggio, Jean Prioleau  
**Director of Basketball Operations/Head Manager:** Todd Townsend  
**Coordinator of Basketball Operations/Video:** Derek Deprey

# 2005-06 TEAM PHOTO



**Back Row (left to right):** Team Security Leonard Hardison, Graduate Assistant Manager Julian Schwarz, Manager Tony Smith, Jamil Lott, Ousmane Barro, Ryan Amoroso, Chris Grimm, Mike Kinsella, Steve Novak, Dwight Burke, Dan Fitzgerald, Matt Mortensen, Head Strength and Conditioning Coach Scott Holsopple, Academic Advisor Adrienne Trice, Team Security Greg Griffin

**Middle Row (left to right):** Coordinator of Basketball Operations Derek Deprey, Director of Basketball Operations Todd Townsend, Assistant Coach Dan Panaggio, Joe Chapman, Dominic James, Head Coach Tom Crean, Jerel McNeal, Wesley Matthews, Assistant Coach Jason Rabedeaux, Assistant Coach Jean Prioleau, Head Athletic Trainer Jayd Grossman

**Front Row(left to right):** Managers - Andy Klister, Alex Idaszak, Matt Willis, Jimmy McGuire





# 2004-05 SEASON IN REVIEW

## SCHEDULE HIGHLIGHTS

Marquette's 19 regular season victories were the fifth most in Conference USA... The Golden Eagle's 13-1 start was the best for program since the 1977-78... In the season's opening week, the Golden Eagles won five games in claiming the BCA Classic and Pepsi Blue and Gold Classic Championships... Three of the victories during the opening week came over three teams - Illinois State (17-12), Air Force (17-11) and Kent State (18-10) - that combined to win 52 games during the regular... Marquette's 62-53 win over No. 22 Wisconsin on December 11 was the only victory by a C-USA team over a top-25 ranked opponent outside of conference play... Despite losing 48-43 to No. 16 Arizona, the Golden Eagles held the Wildcats to their lowest scoring output in 30 years... Marquette faced five teams during the non-conference portion of its schedule that qualified for post season play - Arizona (NCAA), Wisconsin (NCAA), Oakland (NCAA), Delaware State (NCAA) and Kent State (NIT)... The Golden Eagles were 4-1 against them... MU opened conference play with a road victory (d. Tulane, 82-68 - Jan. 8) for the second consecutive season... The Golden Eagles won their sixth straight C-USA home opener defeating South Florida, 66-64, on January 15... Overall in 2005, Marquette played five games against ranked opponents and 17 against teams that qualified for post season play... Two of the teams reached the Elite Eight (Arizona, Wisconsin) and one reached the Final Four (Louisville).

## POST SEASON PLAY

Marquette's post season appearance in 2005 was the program's 38th all-time, ninth-most in Division I... It was the school's 15th appearance in the post season NIT... MU's all-time record in post season NIT games stands at 21-14 (.600)... Tom Crean led the Golden Eagles to the post season for the fourth consecutive year, and fifth time in his six years as head coach... Marquette has participated in a national post season tournament in 10 of the last 12 years.

## HOME COURT ADVANTAGE

Marquette won at least 15 games at home for the fourth straight season... The Golden Eagles are 61-10 (.859) at home since 2001... Marquette drew 251,274 fans for its 21 home games (Avg.: 11,965), the fifth straight season the program has averaged more than 11,000 fans per game... The program has drawn nearly 1.3 million spectators during Tom Crean's six seasons as head coach, making the Bradley Center one of the nation's toughest venues for opposing teams... Since 2002, MU has averaged 14,097 fans, third best among BIG EAST schools.

## ATTENDANCE SINCE 1999

YEAR	GAMES	TOTAL	AVERAGE
1999-2000	14	159,528	9,971
2000-01	15	170,397	11,360
2001-02	15	191,650	12,777
2002-03	16	248,851	15,553
2003-04	18	275,241	15,291
2004-05	21	251,274	11,965
Total	99	1,296,941	13,100

## 1,000 POINT CLUB

Steve Novak's 3-pointer at the 3:41 mark of the first half against Saint Louis (Mar. 5) made him the 37th player in the program's history to score 1,000 points for his career. Novak is the sixth player during Tom Crean's tenure to score 1,000 points... Joining Travis Diener, Cordell Henry, Scott Merritt, Dwyane Wade and Brian Wardle.

## 40 THREES

For only the second time in program history, Marquette had three players make 40 or more three-point field goals during a single season. Steve Novak (89), Travis Diener (68) and Joe Chapman (40) join the 1994-1995 trio of Anthony Pieper (73), Tony Miller (63), and Roney Eford (49) as the only sets of players to accomplish that feat.

## COMEBACK YEAR

After sub-par junior season, senior Todd Townsend rebounded nicely. The 6-7 forward averaged a career-best 5.9 points and 2.8 assists. As a starter in nine of the team's final 10 games, Townsend averaged 9.2 points, 5.0 rebounds and 1.7 assists. In 114 career games, he totaled 468 points and 246 rebounds.

## DEFENSIVE EFFORT

Although the record didn't show it, Marquette played some of its best defense at the end of the season. Beginning with the game against DePaul on February 20, MU held its last six opponents to 59.5 points per game, 36.3-percent from the field, 31.0-percent from three, and held a +7.8 rebound margin.

## REBOUNDING A KEY

Rebounding was a major factor in Marquette's victories this season. The Golden Eagles were 16-6 when they outrebound their opponents. MU's six losses when controlling the glass were to Memphis (Jan. 13), TCU (Feb. 9, Mar. 9), Cincinnati (Feb. 24), Saint Louis (Mar. 5) and Western Michigan (Mar. 14).

## BAD BREAKS

All-American candidate Travis Diener struggled with a pair of injuries that caused him to miss eight games in 2004. Diener missed three games over two-week stretch in late January with a small-fracture in his left foot, and then suffered a season-ending left hand injury on February 22 when he broke two fingers after falling in a non-contact drill during practice. The Golden Eagles were 2-6 in games without Diener.

## THREE POINT PARTY

Marquette connected on at least 200 three-point field goals for the third consecutive season; 241 of the team's 694 field goals came from behind the three-point arc. The Golden Eagles' 241 three-point field goals were the second most in program history (94-95: 246) and the most for a Marquette team during Tom Crean's six years.

Leading the way for Marquette from long-range was Steve Novak. The 6-10 junior connected on a team-high 89 three-point field goals and at 47.1-percent was ranked fifth in Division I in three-point field goal percentage prior to the start of the NCAA Tournament and NIT. His 89 threes were the second most all-time at Marquette, tying his total from his sophomore season in 2003.

## THE SHERIFF PATROLS THE PAINT

Marcus Jackson, who earned the nickname "The Sheriff" from radio play-by-play announcer Steve "The Homer" True, averaged 8.5 rebounds per game in 2004, the best single-season rebounding effort by a Marquette player since Amal McCaskill averaged 8.9 during the 1995-96 season. Jackson's 262 total rebounds were the ninth most all-time by a senior.





# 2004-05 SEASON IN REVIEW

## JACKSON CAN PASS TOO

Marcus Jackson was one of the best passing big men in all of college basketball. The 6-8 senior was second on the team with 63 assists, which included a career high seven against UAB on February 2. His 63 assists were the most by a Marquette frontcourt player since Ron Curry (6-8, forward) dished out 65 during the 1990-1991 season.

## STARTING LINE-UPS

Injuries and illness during the season forced head coach Tom Crean to use ten different starting line ups, with nine different players earning at least one start. Junior forward Steve Novak was the only player to start in all 19 of Marquette's victories, and the line-up of Diener, Chapman, Mason, Novak and Jackson was the most successful, compiling a 7-2 record.

## CLOSE CALLS

Marquette was 6-4 in 2004-05 in games decided by six points or less. Four of those losses – vs. Arizona (Dec. 18), @ TCU (Feb. 9), vs. Louisville (Feb. 17) and vs. TCU (Mar. 9) - were decided in the game's final seconds.

## 32-STRAIGHT FROM THE LINE

Junior forward Steve Novak ended the season by converting 32 straight free throws. Novak, who was a perfect 12-for-12 against Houston (Mar. 2), has not missed a free throw since the second half of MU's game at DePaul on January 20. A career 91.4-percent free throw shooter, Novak needs 15 more attempts to qualify for Marquette's all-time leaders chart.

## FROM ONE YEAR TO THE NEXT

Senior Marcus Jackson was one of the most improved rebounders in the country from last year to this year, according to Stats, Inc. Jackson's 5.93 rebounds per game improvement over 2003-04 was third best in Division I, trailing only East Carolina's Coury rouse (+6.77) and Miami's(FL) Anthony King (+6.01).

## DOUBLE FIGURE REBOUNDING EFFORTS

Marcus Jackson's 11-rebound effort against Western Michigan in the season finale was his 11th double-digit rebounding game of the season, the most by a Marquette player since Amal McCaskill's 11 double-figure rebounding games during the 1995-96 season.

## RECORD LOW FOR THE WILDCATS

On December 18, Marquette held No. 15 Arizona to 48 points, the Wildcats lowest point total since March 15, 1985 when they scored just 41 points in a loss to Alabama in the NCAA Tournament, and 31 points below their season average of 79.7.

## RECORD DEFENSIVE EFFORT

Marquette held Illinois State to a 20.0-percent shooting in its victory on November 15, the lowest for a Marquette opponent since the 1972-73 season when the statistic was first documented in the school's record books.

## THREE-FOR-148

The Golden Eagles have connected on at least one three-point field goal in 148 straight games. Under Tom Crean, MU has made at least one three-point field goal in 185 of 186 games. MU's only game without a 3-pointer during that time was against Wisconsin on Dec. 23, 2000.

## WHAT A CLASS

Travis Diener and Todd Townsend finished their careers with 91 victories, the fifth most by a four-year class in Marquette history. MU's Class of 2005 finished behind only the Classes of 1976 and 1977's 101 wins, the class of 1978's 99 victories, and the 98 wins posted by the class of 1979.

## MARQUETTE IN THE POLLS

Marquette spent a total of four weeks ranked in the Associated Press or ESPN/USA Today top-25 polls this season. The Golden Eagles made their first appearance among the top 25 on December 13th, and their last on January 17. Marquette has spent at least one-week ranked among the top 25 in each of the last four seasons.

## NON-CONFERENCE DOMINANCE

Marquette is 47-11 (.810) in regular and post season games against non-conference opponents since 2001-02.

## CLOSING OUT CONFERENCE USA

Marquette compiled a 92-64 (.589) record in ten years of play in Conference USA. MU won one regular season championship (2003) and one conference tournament championship (1997). Individually, 14 Marquette players earned all-conference honors, including at least one first team selection in each of the last five seasons.

### ALL-CONFERENCE

- 2005 - Travis Diener, 1st team
- 2004 - Travis Diener, 1st team
- 2003 - Dwyane Wade, 1st team
- 2003 - Robert Jackson, 2nd team
- 2002 - Dwyane Wade, 1st team
- 2002 - Cordell Henry, 2nd team
- 2001 - Brian Wardle, 1st team
- 2001 - Cordell Henry, 3rd team
- 2000 - Brian Wardle, 2nd team
- 1998 - Aaron Hutchins, 2nd team
- 1997 - Aaron Hutchins, 2nd team
- 1997 - Chris Crawford, 3rd team
- 1996 - Amal McCaskill, 2nd team
- 1996 - Aaron Hutchins, Honorable Mention

### ALL-FRESHMAN

- 2004 - Dameon Mason
- 2003 - Steve Novak
- 2002 - Travis Diener
- 2001 - Odartey Blankson
- 1998 - Brian Wardle

### INDIVIDUAL AWARDS

- 2003 - Dwyane Wade, POY
- 2003 - Dwyane Wade, DPOY
- 2003 - Steve Novak, Sixth Man
- 2002 - Tom Crean, COY
- 1998 - Brian Wardle, Sixth Man

## AMONG THE BEST

Marquette's 91 wins were the fourth most in Conference USA since 2001. When compared to the new membership of the BIG EAST Conference, MU is sixth in victories over that same time frame.

### C-USA

- 1. Cincinnati - 98
- 2. Louisville - 97
- 3. Memphis - 94
- 4. Marquette - 91
- 5. UAB - 78
- 6. Charlotte - 73

### BIG EAST

- 1. Pittsburgh - 108
- 2. Connecticut - 106
- 3. Syracuse - 103
- 4. Cincinnati - 98
- 5. Louisville - 97
- 6. Marquette - 91

## POSTSEASON REGULARS

Marquette is one of eight teams in the BIG EAST Conference to qualify for the postseason in each of the last four seasons. The others are: Cincinnati, Connecticut, Louisville, Notre Dame, Pittsburgh, Syracuse and Villanova.





# 2004-05 STATISTICS

## Overall Statistics

RECORD:	OVERALL	HOME	AWAY	NEUTRAL
ALL GAMES	19-12	15-6	4-5	0-1
CONFERENCE	7-9	4-4	3-5	0-0
NON-CONFERENCE	12-3	11-2	1-0	0-1

##	PLAYER	GP	GS	MIN	TOTAL			3-PTS			FT	FTA	PCT	REBOUNDS			PF	FO	A	TO	BLK	STL	PTS	AVG			
					FG	FGA	PCT	3FG	FGA	PCT				OFF	DEF	TOT									AVG		
34	DIENER, Travis	23	22	783	34.0	131	312	.420	68	168	.405	124	148	.838	15	75	90	3.9	46	2	160	58	1	31	454	19.7	
20	NOVAK, Steve	31	29	926	29.9	127	278	.457	89	193	.461	76	84	.905	35	92	127	4.1	75	1	28	41	2	16	419	13.5	
30	MASON, Dameon	31	28	943	30.4	142	333	.426	15	62	.242	71	103	.689	65	109	174	5.6	65	1	57	89	7	19	370	11.9	
32	CHAPMAN, Joe	31	22	777	25.1	89	230	.387	40	123	.325	32	54	.593	21	42	63	2.0	68	2	36	57	2	14	250	8.1	
43	AMOROSO, Ryan	31	3	471	15.2	63	128	.492	11	30	.367	49	63	.778	44	69	113	3.6	51	1	10	34	6	8	186	6.0	
01	TOWNSEND, Todd	31	9	708	22.8	61	168	.363	17	74	.230	43	59	.729	29	59	88	2.8	74	1	39	30	12	13	182	5.9	
35	JACKSON, Marcus	31	29	852	27.5	38	78	.487	0	0	.000	26	70	.371	106	156	262	8.5	86	3	63	45	40	16	102	3.3	
41	BARRO, Ousmane	27	4	271	10.0	19	39	.487	0	0	.000	16	25	.640	24	37	61	2.3	51	2	8	29	9	3	54	2.0	
40	KINSELLA, Mike	16	0	92	5.8	11	29	.379	0	0	.000	4	5	.800	7	13	20	1.3	27	1	2	7	3	1	26	1.6	
45	BERKOWITZ, Niv	7	0	34	4.9	1	6	.167	1	3	.333	5	8	.625	0	1	1	0.1	5	0	5	6	0	2	8	1.1	
33	GRIMM, Chris	24	9	321	13.4	10	25	.400	0	0	.000	3	12	.250	19	22	41	1.7	39	1	8	20	6	4	23	1.0	
22	GRUBE, Shane	8	0	11	1.4	1	2	.500	0	1	.000	0	2	.000	0	0	0	0.0	0	0	0	1	0	0	2	0.3	
12	HANLEY, Rob	17	0	111	6.5	1	8	.125	0	2	.000	2	2	1.000	3	8	11	0.6	9	0	8	10	0	4	4	0.2	
TM TEAM.....															43	50	93	3.0									
Total.....		31				694	1636	.424	241	656	.367	451	635	.710	411	733	1144	36.9	598	15	424	449	88	131	2080	67.1	
Opponents.....		31				691	1691	.409	202	604	.334	424	638	.665	356	607	963	31.1	589	-	408	341	65	228	2008	64.8	

SCORE BY PERIODS:	1st	2nd	OT	OT2	Total
Marquette	976	1077	19	8	2080
Opponents	936	1048	20	4	2008

DEADBALL REBOUNDS:	OFF	DEF	TOTAL
Marquette	88	15	103
Opponents	111	19	130

## Conference Games

RECORD:	OVERALL	HOME	AWAY	NEUTRAL
ALL GAMES	7-9	4-4	3-5	0-0
CONFERENCE	7-9	4-4	3-5	0-0
NON-CONFERENCE	0-0	0-0	0-0	0-0

##	Player	GP	GS	Min	TOTAL			3-PTS			FT	FTA	Pct	REBOUNDS			PF	FO	A	TO	Blk	Stl	Pts	Avg			
					FG	FGA	Pct	3FG	FGA	Pct				Off	Def	Tot									Avg		
34	DIENER, Travis	10	9	362	36.2	52	142	.366	25	78	.321	52	66	.788	8	35	43	4.3	31	2	80	31	0	14	181	18.1	
20	NOVAK, Steve	16	14	485	30.3	66	148	.446	45	99	.455	36	38	.947	13	53	66	4.1	37	1	20	24	1	6	213	13.3	
30	MASON, Dameon	16	13	480	30.0	70	167	.419	8	37	.216	32	47	.681	35	44	79	4.9	33	1	34	52	2	9	180	11.3	
32	CHAPMAN, Joe	16	12	428	26.8	48	131	.366	27	74	.365	12	23	.522	10	21	31	1.9	41	1	17	30	0	6	135	8.4	
43	AMOROSO, Ryan	16	3	264	16.5	43	83	.518	7	19	.368	32	43	.744	27	44	71	4.4	29	1	7	18	4	6	125	7.8	
01	TOWNSEND, Todd	16	7	428	26.8	37	89	.416	8	34	.235	30	38	.789	12	39	51	3.2	46	1	22	14	6	8	112	7.0	
35	JACKSON, Marcus	16	15	462	28.9	22	41	.537	0	0	.000	15	35	.429	45	64	109	6.8	51	3	33	26	12	6	59	3.7	
41	BARRO, Ousmane	14	4	150	10.7	11	22	.500	0	0	.000	8	13	.615	10	19	29	2.1	25	0	4	13	4	1	30	2.1	
45	BERKOWITZ, Niv	4	0	15	3.8	1	1	1.000	1	1	1.000	0	2	.000	0	1	1	0.3	2	0	0	4	0	0	3	0.8	
40	KINSELLA, Mike	8	0	42	5.3	3	10	.300	0	0	.000	0	0	.000	3	5	8	1.0	9	0	2	3	2	0	6	0.8	
33	GRIMM, Chris	11	3	104	9.5	2	6	.333	0	0	.000	1	4	.250	6	5	11	1.0	14	0	3	11	2	0	5	0.5	
12	HANLEY, Rob	8	0	50	6.3	0	2	.000	0	1	.000	0	0	.000	2	4	6	0.8	3	0	2	4	0	1	0	0.0	
22	GRUBE, Shane	4	0	5	1.3	0	0	.000	0	0	.000	0	0	.000	0	0	0	0.0	0	0	0	1	0	0	0	0.0	
TM TEAM.....															25	25	50	3.1									
Total.....		16				355	842	.422	121	343	.353	218	309	.706	196	359	555	34.7	322	10	224	243	33	57	1049	65.6	
Opponents.....		16				385	883	.436	111	297	.374	237	361	.657	197	325	522	32.6	296	-	224	171	41	114	1118	69.9	

SCORE BY PERIODS:	1st	2nd	OT	OT2	Total
Marquette	463	566	12	8	1049
Opponents	519	585	10	4	1118

DEADBALL REBOUNDS:	OFF	DEF	TOTAL
Marquette	47	6	53
Opponents	60	10	70







# 2004-05 RESULTS

## 2004-05 Results

RECORD:	OVERALL	HOME	AWAY	NEUTRAL
ALL GAMES	19-12	15-6	4-5	0-1
CONFERENCE	7-9	4-4	3-5	0-0
NON-CONFERENCE	12-3	11-2	1-0	0-1

DATE	TIME	OPPONENT		SCORE	ATTEND	HIGH POINTS	HIGH REBOUNDS
11-14-04	7:30 p.m.	^WESTERN CAROLINA	W	75-64	7917	(27)DIENER, Travis	(13)JACKSON, Marcus
11-15-04	8 p.m.	^LLINOIS STATE	W	60-32	8203	(16)DIENER, Travis	(10)JACKSON, Marcus
11-16-04	8 p.m.	^AIR FORCE	W	69-65	8744	(34)DIENER, Travis	(7)JACKSON, Marcus
11-19-04	8 p.m.	!SAM HOUSTON STATE	W	84-71	9119	(22)MASON, Dameon	(13)MASON, Dameon
11-20-04	8 p.m.	!KENT STATE	W	66-61	10120	(21)NOVAK, Steve	(8)NOVAK, Steve
11-27-04	5 pm	at Oakland	W	95-87	3615	(26)MASON, Dameon	(10)MASON, Dameon (10)JACKSON, Marcus
12-01-04	8 p.m.	DELAWARE STATE	W	66-60	9001	(20)DIENER, Travis	(8)MASON, Dameon
12-07-04	7 p.m.	SOUTH DAKOTA STATE	W	76-60	11855	(21)NOVAK, Steve	(13)JACKSON, Marcus
12-11-04	7:30 p.m.	#22 WISCONSIN	W	63-54	18611	(29)DIENER, Travis	(15)JACKSON, Marcus
12-18-04	1 p.m.	#15 ARIZONA	L	43-48	17624	(14)DIENER, Travis	(8)JACKSON, Marcus
12-21-04	8 p.m.	NEBRASKA	W	81-62	12211	(32)DIENER, Travis	(11)JACKSON, Marcus
12-29-04	7 p.m.	COPPIN STATE	W	65-55	12152	(16)DIENER, Travis	(7)JACKSON, Marcus
01-02-05	6 p.m.	IPFW	W	91-57	7936	(21)DIENER, Travis	(16)JACKSON, Marcus
01-08-05	7 p.m.	*at Tulane	W	82-68	1803	(20)DIENER, Travis	(8)AMOROSO, Ryan (8)MASON, Dameon
01-13-05	8 pm	*at Memphis	L	68-78	13400	(20)MASON, Dameon	(12)AMOROSO, Ryan
01-15-05	8 p.m.	*USF	W	66-64	15015	(24)DIENER, Travis	(5)JACKSON, Marcus
01-20-05	8 p.m.	*at DePaul	L	72-85	14050	(24)MASON, Dameon	(7)MASON, Dameon
01-22-05	2 p.m.	*CHARLOTTE	L	66-76	12324	(15)DIENER, Travis	(5)JACKSON, Marcus (5)BARRO, Ousmane
01-26-05	6: pm	*at #12 Louisville	L	52-99	19717	(17)TOWNSEND, Todd	(12)JACKSON, Marcus
01-29-05	1 p.m.	*at Saint Louis	W (2OT)	55-51	9758	(23)NOVAK, Steve	(16)JACKSON, Marcus
02-02-05	7 p.m.	*UAB	L	63-86	12789	(21)CHAPMAN, Joe	(7)JACKSON, Marcus
02-05-05	Noon	*SOUTHERN MISS	W	81-72	14185	(17)DIENER, Travis	(8)MASON, Dameon
02-09-05	7 p.m.	*at TCU	L	62-63	4282	(19)DIENER, Travis	(5)DIENER, Travis (5)MASON, Dameon
02-12-05	7 p.m.	*at East Carolina	W (OT)	71-69	6106	(31)DIENER, Travis	(9)AMOROSO, Ryan
02-17-05	6 p.m.	*#12 LOUISVILLE	L	61-64	15817	(14)NOVAK, Steve	(7)JACKSON, Marcus
02-20-05	12:30 p.m.	*DEPAUL	W	67-57	17140	(22)NOVAK, Steve	(6)JACKSON, Marcus
02-24-05	8 pm	*at #24 Cincinnati	L	68-80	13176	(25)NOVAK, Steve	(8)MASON, Dameon
03-02-05	7 p.m.	*HOUSTON	W	76-55	12225	(23)NOVAK, Steve	(8)NOVAK, Steve (8)JACKSON, Marcus
03-05-05	Noon	*SAINT LOUIS	L	39-51	15105	(10)NOVAK, Steve	(8)JACKSON, Marcus
03-09-05	Noon	&vs TCU	L (OT)	57-60	7944	(16)NOVAK, Steve	(16)JACKSON, Marcus
03-14-05	8 p.m.	%WESTERN MICHIGAN	L	40-54	3181	(14)MASON, Dameon	(11)JACKSON, Marcus

^ = BCA Classic (Milwaukee, Wis.)

! = Pepsi Blue & Gold Classic (Milwaukee, Wis.)

\* = Conference game

& = 2005 Kelly Tires Conference USA Tournament

% = 2005 Postseason NIT presented by Jordan



# 2004-05 TEAM STATISTICS

## Marquette-Opponent Team Statistics

Opponent	Date	W/L	FG	FGA	Pct	3FG	FGA	Pct	FT	FTA	Pct	Off	Def	Tot	PF	A	TO	Blk	Stl	Pts
Western Carolina	11-14-04	W	21	51	.412	6	16	.375	16	28	.571	8	21	29	27	11	14	3	7	64
MARQUETTE			22	58	.379	4	10	.400	27	35	.771	18	29	47	26	6	18	2	5	75
Illinois State	11-15-04	W	10	50	.200	1	16	.063	11	21	.524	11	17	28	17	4	13	2	5	32
MARQUETTE			22	48	.458	6	16	.375	10	15	.667	11	34	45	21	14	18	6	2	60
Air Force	11-16-04	W	22	46	.478	13	32	.406	8	13	.615	5	11	16	18	14	7	0	4	65
MARQUETTE			22	40	.550	7	17	.412	18	23	.783	8	20	28	18	10	9	2	3	69
Sam Houston State	11-19-04	W	23	60	.383	9	18	.500	16	24	.667	16	15	31	22	13	14	3	8	71
MARQUETTE			26	59	.441	8	18	.444	24	32	.750	20	25	45	25	14	14	5	7	84
Kent State	11-20-04	W	21	56	.375	4	21	.190	15	18	.833	14	20	34	21	15	13	2	6	61
MARQUETTE			21	50	.420	11	23	.478	13	21	.619	14	21	35	18	15	14	1	6	66
at Oakland	11-27-04	W	28	71	.394	7	24	.292	24	29	.828	22	22	44	25	18	6	1	3	87
MARQUETTE			30	61	.492	13	27	.481	22	28	.786	14	24	38	25	14	7	8	2	95
Delaware State	12-01-04	W	22	52	.423	5	20	.250	11	15	.733	6	9	15	20	16	8	0	12	60
MARQUETTE			23	41	.561	5	16	.313	15	18	.833	12	25	37	16	13	18	3	4	66
South Dakota State	12-07-04	W	23	52	.442	6	20	.300	8	16	.500	11	18	29	22	15	14	1	9	60
MARQUETTE			23	58	.397	10	25	.400	20	25	.800	18	24	42	16	17	13	3	4	76
#22 Wisconsin	12-11-04	W	18	52	.346	10	22	.455	8	13	.615	4	24	28	17	7	10	1	8	54
MARQUETTE			21	57	.368	8	25	.320	13	17	.765	14	30	44	16	8	11	4	2	63
#15 Arizona	12-18-04	L	18	52	.346	4	10	.400	8	10	.800	15	25	40	13	11	15	1	6	48
MARQUETTE			15	49	.306	7	24	.292	6	11	.545	10	19	29	13	12	13	4	5	43
Nebraska	12-21-04	W	23	50	.460	7	21	.333	9	14	.643	6	17	23	20	18	10	4	4	62
MARQUETTE			23	58	.397	12	26	.462	23	31	.742	22	22	44	15	17	9	4	7	81
Coppin State	12-29-04	W	18	54	.333	4	19	.211	15	17	.882	10	17	27	22	10	9	2	6	55
MARQUETTE			19	43	.442	9	23	.391	18	26	.692	10	24	34	18	14	14	2	5	65
IPFW	01-02-05	W	21	49	.429	2	14	.143	13	24	.542	8	22	30	17	8	20	3	9	57
MARQUETTE			36	70	.514	12	28	.429	7	14	.500	15	25	40	16	25	12	5	13	91
at Tulane	01-08-05	W	26	59	.441	5	16	.313	11	13	.846	9	22	31	17	15	11	6	5	68
MARQUETTE			31	64	.484	9	21	.429	11	21	.524	17	25	42	15	22	8	2	5	82
at Memphis	01-13-05	L	25	57	.439	9	18	.500	19	34	.559	21	12	33	22	15	14	3	17	78
MARQUETTE			21	50	.420	5	21	.238	21	26	.808	18	18	36	28	11	25	7	3	68
USF	01-15-05	W	22	43	.512	3	11	.273	17	23	.739	8	18	26	20	15	14	4	4	64
MARQUETTE			21	51	.412	6	20	.300	18	23	.783	11	14	25	18	14	11	0	5	66
at DePaul	01-20-05	L	29	65	.446	6	17	.353	21	26	.808	21	16	37	16	13	9	4	6	85
MARQUETTE			26	54	.481	6	17	.353	14	19	.737	15	19	34	22	15	19	1	4	72
Charlotte	01-22-05	L	27	60	.450	10	21	.476	12	24	.500	18	25	43	13	13	11	1	6	76
MARQUETTE			27	57	.474	5	24	.208	7	13	.538	9	20	29	20	19	12	4	3	66
at #12 Louisville	01-26-05	L	35	66	.530	17	30	.567	12	19	.632	17	23	40	21	24	11	3	10	99
MARQUETTE			16	46	.348	5	12	.417	15	21	.714	10	19	29	20	8	23	1	3	52
at Saint Louis	01-29-05	Wtot	16	50	.320	5	13	.385	14	21	.667	5	34	39	15	11	14	2	4	51
MARQUETTE			9	64	.297	10	29	.345	7	9	.778	13	32	45	18	10	13	2	5	55
UAB	02-02-05	L	31	59	.525	4	15	.267	20	25	.800	12	17	29	15	20	5	0	13	86
MARQUETTE			22	50	.440	12	26	.462	7	7	1.000	10	18	28	19	16	22	2	0	63
Southern Miss	02-05-05	W	25	56	.446	4	16	.250	18	27	.667	8	21	29	23	12	11	1	5	72
MARQUETTE			25	53	.472	6	16	.375	25	33	.758	7	23	30	18	17	9	1	5	81
at TCU	02-09-05	L	21	45	.467	8	22	.364	13	23	.565	7	16	23	20	13	14	0	7	63
MARQUETTE			21	46	.457	10	22	.455	10	16	.625	12	22	34	25	11	19	2	2	62
at East Carolina	02-12-05	Wot	24	56	.429	5	16	.313	16	30	.533	12	29	41	22	13	8	2	3	69
MARQUETTE			24	58	.414	8	27	.296	15	27	.556	12	28	40	25	16	7	1	3	71
#12 Louisville	02-17-05	L	24	55	.436	4	14	.286	12	15	.800	11	23	34	17	10	10	3	9	64
MARQUETTE			20	53	.377	10	30	.333	11	18	.611	11	22	33	19	17	12	4	4	61
DePaul	02-20-05	W	22	57	.386	5	17	.294	8	15	.533	16	14	30	23	12	9	2	5	57
MARQUETTE			20	39	.513	8	17	.471	19	26	.731	8	23	31	18	15	14	3	2	67
at #24 Cincinnati	02-24-05	L	24	55	.436	8	20	.400	24	30	.800	12	24	36	17	15	10	7	4	80
MARQUETTE			25	68	.368	10	25	.400	8	16	.500	23	22	45	21	11	14	1	4	68
Houston	03-02-05	W	16	57	.281	11	33	.333	12	26	.462	15	7	22	25	7	8	1	9	55
MARQUETTE			20	36	.556	8	15	.533	28	30	.933	10	33	43	22	14	23	1	4	76
Saint Louis	03-05-05	L	18	43	.419	7	18	.389	8	10	.800	5	24	29	10	16	12	2	7	51
MARQUETTE			17	53	.321	3	21	.143	2	4	.500	10	21	31	14	8	12	1	5	39
vs TCU	03-09-05	Lot	21	67	.313	8	32	.250	10	13	.769	12	18	30	18	15	6	0	17	60
MARQUETTE			20	46	.435	7	14	.500	10	16	.625	12	31	43	18	12	23	3	1	57
Western Michigan	03-14-05	L	17	46	.370	5	22	.227	15	22	.682	11	26	37	14	9	11	1	10	54
MARQUETTE			16	56	.286	1	21	.048	7	14	.500	17	21	38	15	9	13	3	8	40

MARQUETTE	694	1636	.424	241	656	.367	451	635	.710	411	733	1144	598	424	449	88	131	2080
Opponents	691	1691	.409	202	604	.334	424	638	.665	356	607	963	589	408	341	65	228	2008

84

2004-05 TEAM STATISTICS





# 2004-05 SUPERLATIVES

## Marquette Team Superlatives - Highs

POINTS	95
.....	at Oakland (11-27-04)
FIELD GOALS MADE	36
.....	vs IPRW (01-02-05)
FIELD GOAL ATTEMPTS	70
.....	vs IPRW (01-02-05)
FIELD GOAL PERCENTAGE	.561 (23-41)
.....	vs Delaware State (12-01-04)
3 PT FIELD GOALS MADE	13
.....	at Oakland (11-27-04)
3 PT FG ATTEMPTS	30
.....	vs #12 Louisville (02-17-05)
3 PT FG PERCENTAGE	.533 (8-15)
.....	vs Houston (03-02-05)
FREE THROWS MADE	28
.....	vs Houston (03-02-05)
FREE THROW ATTEMPTS	35
.....	vs Western Carolina (11-14-04)
FREE THROW PERCENTAGE	1.000 (7-7)
.....	vs UAB (02-02-05)
REBOUNDS	47
.....	vs Western Carolina (11-14-04)
ASSISTS	25
.....	vs IPRW (01-02-05)
STEALS	13
.....	vs IPRW (01-02-05)
BLOCKED SHOTS	8
.....	at Oakland (11-27-04)
TURNOVERS	25
.....	at MEMPHIS (01-13-05)
FOULS	28
.....	at MEMPHIS (01-13-05)

## Marquette Team Superlatives - Lows

POINTS	39
.....	vs Saint Louis (03-05-05)
FIELD GOALS MADE	15
.....	vs #15 Arizona (12-18-04)
FIELD GOAL ATTEMPTS	36
.....	vs Houston (03-02-05)
FIELD GOAL PERCENTAGE	.286 (16-56)
.....	vs Western Michigan (03/14/05)
3 PT FIELD GOALS MADE	1
.....	vs Western Michigan (03/14/05)
3 PT FG ATTEMPTS	10
.....	vs Western Carolina (11-14-04)
3 PT FG PERCENTAGE	.048 (1-21)
.....	vs Western Michigan (03/14/05)
FREE THROWS MADE	2
.....	vs Saint Louis (03-05-05)
FREE THROW ATTEMPTS	4
.....	vs Saint Louis (03-05-05)
FREE THROW PERCENTAGE	.500 (2-4)
.....	vs Saint Louis (03-05-05)
.....	vs IPRW (01-02-05)
.....	vs Western Michigan (03/14/05)
.....	vs Western Michigan (03/14/05)
.....	at Cincinnati (02/24/05)
REBOUNDS	25
.....	vs USF (01-15-05)
ASSISTS	6
.....	vs Western Carolina (11-14-04)
STEALS	0
.....	vs UAB (02-02-05)
BLOCKED SHOTS	0
.....	vs USF (01-15-05)
TURNOVERS	7
.....	at Oakland (11-27-04)
.....	at East Carolina (02-12-05)
.....	at East Carolina (02-12-05)
FOULS	13
.....	vs #15 Arizona (12-18-04)

## Opponent Team Superlatives - Highs

POINTS	99
.....	#12 Louisville (01-26-05)
FIELD GOALS MADE	35
.....	#12 Louisville (01-26-05)
FIELD GOAL ATTEMPTS	71
.....	Oakland (11-27-04)
FIELD GOAL PERCENTAGE	.530 (35-66)
.....	#12 Louisville (01-26-05)
3 PT FIELD GOALS MADE	17
.....	#12 Louisville (01-26-05)
3 PT FG ATTEMPTS	33
.....	Houston (03-02-05)
3 PT FG PERCENTAGE	.567 (17-30)
.....	#12 Louisville (01-26-05)
FREE THROWS MADE	24
.....	Cincinnati (02/24/05)
.....	Oakland (11-27-04)
FREE THROW ATTEMPTS	34
.....	MEMPHIS (01-13-05)
FREE THROW PERCENTAGE	.882 (15-17)
.....	Coppin State (12-29-04)
REBOUNDS	44
.....	Oakland (11-27-04)
ASSISTS	24
.....	#12 Louisville (01-26-05)
STEALS	17
.....	TCU (3/5/05)
.....	MEMPHIS (01-13-05)
BLOCKED SHOTS	7
.....	Cincinnati (02/24/05)
TURNOVERS	20
.....	IPFW (01-02-05)
FOULS	27
.....	Western Carolina (11-14-04)

## Opponent Team Superlatives - Lows

POINTS	32
.....	Illinois State (11-15-04)
FIELD GOALS MADE	10
.....	Illinois State (11-15-04)
FIELD GOAL ATTEMPTS	43
.....	USF (01-15-05)
FIELD GOAL PERCENTAGE	.200 (10-50)
.....	Saint Louis (03-05-05)
.....	Illinois State (11-15-04)
3 PT FIELD GOALS MADE	1
.....	Illinois State (11-15-04)
3 PT FG ATTEMPTS	10
.....	#15 Arizona (12-18-04)
3 PT FG PERCENTAGE	.063 (1-16)
.....	Illinois State (11-15-04)
FREE THROWS MADE	8
.....	Air Force (11-16-04)
.....	South Dakota State (12-07-04)
.....	#22 Wisconsin (12-11-04)
.....	#15 Arizona (12-18-04)
.....	DePaul (02-20-05)
.....	Saint Louis (03-05-05)
FREE THROW ATTEMPTS	10
.....	#15 Arizona (12-18-04)
FREE THROW PERCENTAGE	.462 (12-26)
.....	Houston (03-02-05)
REBOUNDS	15
.....	Delaware State (12-01-04)
ASSISTS	4
.....	Illinois State (11-15-04)
STEALS	3
.....	Oakland (11-27-04)
.....	at East Carolina (02-12-05)
BLOCKED SHOTS	0
.....	Air Force (11-16-04)
.....	Delaware State (12-01-04)
.....	UAB (02-02-05)
.....	TCU (02-09-05)
.....	TCU (3/9/05)
TURNOVERS	5
.....	UAB (02-02-05)
FOULS	10
.....	Saint Louis (03-05-05)







# 2004-05 Box Scores

## BCA Classic First Round Marquette vs. Western Carolina November 14, 2004 - Bradley Center

WESTERN CAROLINA 0-1																	
#	PLAYER	FG	FGA	3FG	3FGA	FT	FTA	OR	DR	TOT	PF	TP	A	TO	BLK	S	MIN
03	MURHEAD, Corey	4	9	1	1	0	2	1	3	4	3	9	3	1	0	0	29
04	BERGHOEFER, David	7	13	0	0	6	11	4	2	6	4	20	1	4	1	4	31
13	BREMPONG, Rans	0	0	0	0	1	2	1	5	6	5	1	0	1	2	0	28
33	WOODYARD, Terrence	1	6	0	2	0	0	1	3	4	1	2	1	2	0	1	27
40	GREATHOUSE, Kyle	3	7	2	4	0	0	0	2	2	4	8	1	2	0	0	25
00	OUTING, Jared	1	2	0	0	2	2	0	2	4	4	0	1	0	0	0	8
05	RUSSELL, Antonio	2	3	0	0	0	2	0	0	0	4	4	0	0	0	0	15
11	HOPKINS, Trey	2	10	2	8	3	5	0	3	3	0	9	3	3	0	2	24
21	MCKENNA, Negus	1	1	1	1	0	0	0	0	0	0	3	0	0	0	0	1
22	NLANDU, Lunzaya	0	0	0	0	4	4	0	0	0	2	4	2	0	0	0	12
TEAM		1															
Totals.....		21	51	6	16	16	28	8	21	29	27	64	11	14	3	7	200

TOTAL FG%	1st Half:	13-30	43.3%	2nd Half:	8-21	38.1%	Game:	41.2%	DEADBALL							
3-PL FG%	1st Half:	5-11	45.5%	2nd Half:	1-5	20.0%	Game:	37.5%	REBOUNDS							
F Throw %	1st Half:	7-17	41.2%	2nd Half:	9-11	81.8%	Game:	57.1%		6						

MARQUETTE 1-0																	
#	PLAYER	FG	FGA	3FG	3FGA	FT	FTA	OR	DR	TOT	PF	TP	A	TO	BLK	S	MIN
20	NOVAK, Steve	6	10	2	3	8	8	2	4	6	2	22	0	1	0	0	31
30	MASON, Dameon	5	14	0	2	3	6	4	5	9	2	13	0	2	0	1	32
33	GRIMM, Chris	1	2	0	0	0	0	3	1	4	3	2	0	3	1	0	17
34	DIENER, Travis	7	16	2	3	11	13	0	5	5	2	27	5	4	0	2	37
35	JACKSON, Marcus	1	4	0	0	0	0	3	10	13	3	2	0	2	1	0	26
01	TOWNSEND, Todd	0	4	0	0	1	2	0	0	0	3	1	0	0	0	0	14
32	CHAPMAN, Joe	0	2	0	1	2	2	0	0	0	1	2	1	1	0	0	15
40	KINSELLA, Mike	0	2	0	0	0	0	0	1	1	2	0	0	2	0	1	4
41	BARRO, Ousmane	1	1	0	0	2	4	2	2	4	5	4	0	2	0	0	10
43	AMOROSO, Ryan	1	3	0	1	0	0	1	0	1	3	2	0	1	0	1	14
TEAM		1															
Totals.....		22	58	4	10	27	35	18	29	47	26	75	6	18	2	5	200

TOTAL FG%	1st Half:	9-31	29.0%	2nd Half:	13-27	48.1%	Game:	37.9%	DEADBALL							
3-PL FG%	1st Half:	3-6	50.0%	2nd Half:	1-4	25.0%	Game:	40.0%	REBOUNDS							
F Throw %	1st Half:	12-17	70.6%	2nd Half:	15-18	83.3%	Game:	77.1%		4						

Officials: Steve Gordon, Alan Spainhour, Wanny Upton  
 Technical fouls: Western Carolina-BERGHOEFER, David, Marquette-None.  
 Attendance: 7,917

Score by Periods				1st	2nd	Total
Western Carolina	38	26	64			
Marquette	33	42	75			

## BCA Classic Championship Game Marquette vs. Air Force November 16, 2004 - Bradley Center

AIR FORCE 2-1																	
#	PLAYER	FG	FGA	3FG	3FGA	FT	FTA	OR	DR	TOT	PF	TP	A	TO	BLK	S	MIN
21	BURTSCHI, Jacob	2	5	2	5	0	0	0	1	1	2	6	0	0	0	0	30
45	WELCH, Nick	5	11	2	6	3	5	0	2	2	2	15	4	1	0	0	30
05	MCCRAW, Matt	5	6	5	5	0	0	0	2	2	2	15	1	1	0	1	30
11	KELLER, Tim	4	10	1	6	2	4	1	4	5	3	10	0	1	0	1	39
15	HOOD, Antoine	5	10	2	7	1	2	2	1	3	4	13	3	2	0	0	37
12	ANDERSON, Tim	0	0	0	0	2	2	0	0	1	2	0	0	0	0	2	3
20	DILLINGER, Jared	1	1	1	1	0	0	0	0	0	2	3	0	0	0	0	13
35	HOLUM, Marc	0	1	0	1	0	0	0	0	0	2	0	3	1	0	0	9
42	BUCHANAN, Caleb	0	1	0	0	0	0	0	0	1	1	0	0	3	1	0	0
TEAM		2															
Totals.....		22	46	13	32	8	13	5	11	16	18	65	14	7	0	4	200

TOTAL FG%	1st Half:	10-19	52.6%	2nd Half:	12-27	44.4%	Game:	47.8%	DEADBALL							
3-PL FG%	1st Half:	7-16	43.8%	2nd Half:	6-16	37.5%	Game:	40.6%	REBOUNDS							
F Throw %	1st Half:	5-6	83.3%	2nd Half:	3-7	42.9%	Game:	61.5%		4.1						

MARQUETTE 3-0																	
#	PLAYER	FG	FGA	3FG	3FGA	FT	FTA	OR	DR	TOT	PF	TP	A	TO	BLK	S	MIN
20	NOVAK, Steve	3	5	1	3	3	4	2	0	2	4	10	0	0	0	1	25
30	MASON, Dameon	4	8	0	1	4	6	0	4	4	1	12	0	0	1	0	35
35	JACKSON, Marcus	1	3	0	0	2	3	3	4	7	1	4	1	2	1	1	27
32	CHAPMAN, Joe	1	2	1	1	0	0	0	3	3	4	3	1	2	0	1	21
34	DIENER, Travis	10	15	5	9	9	10	2	4	1	34	5	3	0	0	36	
01	TOWNSEND, Todd	0	3	0	3	0	0	1	2	3	0	2	1	0	0	0	23
33	GRIMM, Chris	0	0	0	0	0	0	0	0	2	0	1	1	0	0	0	10
40	KINSELLA, Mike	1	2	0	0	0	0	0	0	1	2	0	0	0	0	0	5
41	BARRO, Ousmane	0	0	0	0	0	0	0	1	1	0	0	0	0	0	0	13
43	AMOROSO, Ryan	2	2	0	0	0	0	0	2	2	0	4	0	0	0	0	15
TEAM		2															
Totals.....		22	40	7	17	18	23	8	20	28	18	69	10	9	2	3	200

TOTAL FG%	1st Half:	12-23	52.2%	2nd Half:	10-17	58.8%	Game:	55.0%	DEADBALL							
3-PL FG%	1st Half:	3-8	37.5%	2nd Half:	4-9	44.4%	Game:	41.2%	REBOUNDS							
F Throw %	1st Half:	8-9	88.9%	2nd Half:	10-14	71.4%	Game:	78.3%		3						

Officials: Mike Eades, Roger Ayera, Jerry Heater  
 Technical fouls: Air Force-None, Marquette-TEAM.  
 Attendance: 8,744

Score by Periods				1st	2nd	Total
Air Force	32	33	65			
Marquette	35	34	69			

## BCA Classic Semifinals Marquette vs. Illinois State November 15, 2004 - Bradley Center

ILLINOIS STATE 1-1																		
#	PLAYER	FG	FGA	3FG	3FGA	FT	FTA	OR	DR	TOT	PF	TP	A	TO	BLK	S	MIN	
01	GORDON, Lorenzo	2	9	0	0	3	7	4	1	5	3	7	0	1	0	0	21	
50	DILLIGARD, Greg	2	4	0	0	2	4	3	0	3	1	6	0	1	0	0	30	
02	ALEXANDER, Gregg	0	3	0	2	0	0	0	1	1	1	0	0	1	0	0	23	
11	GREENE, Vince	0	2	0	0	0	0	0	0	1	1	0	0	0	1	0	0	29
24	GUIDRY, Trey	1	11	0	5	4	4	0	2	2	3	6	2	1	0	0	24	
03	ONYEKU, Nedu	3	13	1	5	1	1	1	3	4	8	0	2	0	2	0	19	
14	WALLACE, Travis	0	0	0	0	0	2	1	1	2	0	0	1	0	0	0	11	
31	FORD, Dana	0	3	0	2	0	0	0	2	2	0	0	0	1	0	0	13	
32	DYER, Levi	1	3	0	2	0	0	0	0	0	0	0	0	0	0	0	6	
51	CARLWELL, Ronnie	1	2	0	0	1	3	2	4	6	3	3	1	3	2	0	12	
TEAM		2																
Totals.....		10	50	1	16	11	21	11	17	28	17	32	4	13	2	5	200	

TOTAL FG%	1st Half:	5-29	17.2%	2nd Half:	5-21	23.8%	Game:	20.0%	DEADBALL							
3-PL FG%	1st Half:	1-9	11.1%	2nd Half:	0-7	0.0%	Game:	6.3%	REBOUNDS							
F Throw %	1st Half:	4-6	66.7%	2nd Half:	7-15	46.7%	Game:	52.4%		4						

MARQUETTE 2-0																		
#	PLAYER	FG	FGA	3FG	3FGA	FT	FTA	OR	DR	TOT	PF	TP	A	TO	BLK	S	MIN	
20	NOVAK, Steve	4	8	3	5	2	2	1	3	4	2	13	0	0	0	0	26	
30	MASON, Dameon	2	6	0	1	2	3	0	5	5	2	6	3	1	0	0	29	
35	JACKSON, Marcus	1	2	0	0	0	2	3	7	10	1	2	1	2	2	1	25	
32	CHAPMAN, Joe	3	9	0	4	2	2	1	2	3	1	8	2	0	0	0	25	
34	DIENER, Travis	6	10	2	4	2	2	0	4	4	1	16	5	1	0	0	27	
01	TOWNSEND, Todd	1	4	1	2	0	0	0	1	0	1	1	3	1	1	2	1	15
12	HANLEY, Rob	0	1	0	0	0	0	0	1	1	0	0	1	1	0	0	5	
33	GRIMM, Chris	1	2	0	0	1	2	2	4	4	3	0	2	2	0	0	9	
40	KINSELLA, Mike	3	3	0	0	0	0	0	1	2	3	4	6	0	1	0	0	11
41	BARRO, Ousmane	0	0	0	0	0	0	0	2	2	2	0	1	2	0	0	11	
43	AMOROSO, Ryan	1	3	0	0	1	2	1	4	5	3	3	0	4	0	0	17	
TEAM		2																
Totals.....		22	48	6	16	10	15	11	34	45	21	60	14	18	6	2	200	

TOTAL FG%	1st Half:	14-29	48.3%	2nd Half:	8-19	42.1%	Game:	45.8%	DEADBALL							
3-PL FG%	1st Half:	5-13	38.5%	2nd Half:	1-3	33.3%	Game:	37.5%	REBOUNDS							
F Throw %	1st Half:	5-8	62.5%	2nd Half:	5-7	71.4%	Game:	66.7%		3.1						

Officials: Sean Hull, Dwayne Gladden, Mark Schnur  
 Technical fouls: Illinois State-None, Marquette-None.  
 Attendance: 8,203

Score by Periods				1st	2nd	Total
Illinois State	15	17	32			
Marquette	38	22	60			

## Pepsi Blue & Gold Classic Opening Round Marquette vs. Sam Houston State November 19, 2004 - Bradley Center

SAM HOUSTON STATE 1-2																
#	PLAYER	FG	FGA	3FG	3FGA</											

# 2004-05 Box Scores



## Pepsi Blue & Gold Classic Championship Game Marquette vs. Kent State November 20, 2004 - Bradley Center

KENT STATE 1-1	FG	FGA	3FG	3FGA	FT	FTA	OR	DR	TOT	PF	TP	A	TO	BLK	S	MIN
01 CUTLEY, Scott	2	6	0	1	5	6	2	2	4	4	9	2	0	0	2	31
05 EDWIN, Jason	2	8	0	3	0	4	0	4	2	4	3	1	0	0	0	28
42 WAZZYNSKI, Kevin	8	16	0	2	4	4	10	14	3	20	2	1	0	0	0	38
13 YOUNGBLOOD, Jay	5	10	1	4	5	7	1	1	2	3	16	0	1	1	1	32
23 HAYNES, DeAndre	2	6	2	2	0	0	0	1	1	5	6	6	5	1	1	30
03 CRENSHAW, Marcus	0	4	0	4	0	0	0	0	0	0	0	0	2	0	0	17
15 JOHNSON, Demetrius	1	1	0	0	1	1	1	2	3	0	3	1	1	0	0	11
21 SCOTT, Michael	0	0	0	0	0	0	1	1	0	0	0	0	0	0	0	3
25 GATES, Armon	1	5	1	5	0	0	1	0	1	1	3	1	1	0	0	10
TEAM								3	4				1			
Totals.....	21	56	4	21	15	18	14	20	34	21	61	15	13	2	6	200

TOTAL FG%	1st Half: 7-24 29.2%	2nd Half: 14-32 43.8%	Game: 37.5%	DEADBALL	
3-PL FG%	1st Half: 3-10 30.0%	2nd Half: 1-11 9.1%	Game: 18.0%	REBOUNDS	
FThrow %	1st Half: 6-8 75.0%	2nd Half: 9-10 90.0%	Game: 83.3%		3.1

MARQUETTE 5-0	FG	FGA	3FG	3FGA	FT	FTA	OR	DR	TOT	PF	TP	A	TO	BLK	S	MIN
20 NOVAK, Steve	7	13	6	10	1	2	3	5	8	2	21	1	1	0	0	36
30 MASON, Dameon	4	8	1	1	4	4	3	1	4	2	13	2	2	0	1	29
32 CHAPMAN, Joe	5	10	3	6	0	2	1	4	5	1	13	1	1	0	1	29
35 JACKSON, Marcus	0	1	0	0	0	1	3	6	4	0	0	1	1	0	17	
34 DIENER, Travis	4	13	1	5	5	6	0	3	3	1	14	10	2	0	2	34
01 TOWNSEND, Todd	0	3	0	1	0	0	1	2	4	0	0	4	0	0	0	12
33 GRIMM, Chris	1	1	0	0	0	1	1	2	3	1	2	1	0	0	0	21
40 KINSELLA, Mike	0	0	0	0	0	1	0	0	0	0	0	0	0	0	0	2
41 BARRO, Ousmane	0	1	0	0	3	4	2	1	3	1	3	0	0	0	0	11
43 AMOROSO, Ryan	0	0	0	0	0	0	0	0	0	2	0	0	2	0	0	9
TEAM								1	1							
Totals.....	21	50	11	23	13	21	14	21	35	18	66	15	14	1	6	200

TOTAL FG%	1st Half: 10-24 41.7%	2nd Half: 11-26 42.3%	Game: 42.0%	DEADBALL	
3-PL FG%	1st Half: 7-14 50.0%	2nd Half: 4-9 44.4%	Game: 47.8%	REBOUNDS	
FThrow %	1st Half: 6-10 60.0%	2nd Half: 7-11 63.6%	Game: 61.9%		2

Officials: Ed Hightower, Rick O'Neill, Eddie Jackson  
Technical fouls: Kent State-None, Marquette-None,  
Attendance: 10,120

Score by Periods	1st	2nd	Total
Kent State	23	38	61
Marquette	33	33	66

## Marquette vs. Oakland Rochester, Michigan November 27, 2004

MARQUETTE 6-0	FG	FGA	3FG	3FGA	FT	FTA	OR	DR	TOT	PF	TP	A	TO	BLK	S	MIN
20 NOVAK, Steve	4	6	4	6	2	2	1	4	5	4	14	1	1	0	0	25
35 JACKSON, Marcus	4	5	0	0	2	5	5	5	10	2	10	1	1	4	0	26
30 MASON, Dameon	9	15	1	1	7	9	4	6	10	2	26	1	1	1	0	32
32 CHAPMAN, Joe	3	9	1	6	0	0	0	1	1	3	7	1	2	2	0	20
34 DIENER, Travis	5	12	4	7	9	10	0	1	1	2	23	5	1	0	1	34
01 TOWNSEND, Todd	3	8	2	5	2	2	1	3	4	3	10	5	0	0	1	27
33 GRIMM, Chris	0	1	0	0	0	0	0	1	1	4	0	0	0	1	0	19
41 BARRO, Ousmane	0	2	0	0	0	0	0	0	0	3	0	0	1	0	0	7
43 AMOROSO, Ryan	2	3	1	2	0	0	2	1	3	2	5	0	0	0	0	10
TEAM								1	2							
Totals.....	30	61	13	27	22	28	14	24	38	25	95	14	7	8	2	200

TOTAL FG%	1st Half: 14-31 45.2%	2nd Half: 16-30 53.3%	Game: 49.2%	DEADBALL	
3-PL FG%	1st Half: 8-15 53.3%	2nd Half: 5-12 41.7%	Game: 48.1%	REBOUNDS	
FThrow %	1st Half: 8-9 88.9%	2nd Half: 14-19 73.7%	Game: 78.6%		1

OAKLAND 0-3	FG	FGA	3FG	3FGA	FT	FTA	OR	DR	TOT	PF	TP	A	TO	BLK	S	MIN
52 SCOTT, Courtney	9	15	1	1	5	5	8	1	9	4	24	3	3	0	0	38
40 RITZEMA, David	1	2	0	0	0	0	0	3	3	2	2	0	0	0	0	7
01 MARSHALL, Rawley	8	22	2	8	13	16	3	4	7	3	31	4	1	0	2	37
10 ISHMEAL, DeMarcus	0	2	0	2	0	0	0	0	0	1	0	3	1	0	0	22
14 KRZYWINSKI, Kris	4	7	2	4	2	4	0	4	4	5	12	7	1	0	1	30
02 COLEMAN, Derrick	0	0	0	0	0	0	0	0	0	0	0	0	0	0	0	0
03 DIJES, Pierre	0	0	0	0	0	0	0	0	0	0	1	0	0	0	0	2
12 CASSISE, Brandon	3	10	2	8	2	2	1	2	3	4	10	1	0	0	0	25
24 CARSON, David	2	7	0	1	0	0	2	2	4	0	4	0	0	1	0	14
44 McCLOSKEY, Patrick	1	6	0	0	2	2	5	3	8	5	4	0	0	0	0	25
TEAM								3	3		6					
Totals.....	28	71	7	24	24	29	22	44	44	25	87	18	6	1	3	200

TOTAL FG%	1st Half: 13-32 40.6%	2nd Half: 15-39 38.5%	Game: 39.4%	DEADBALL	
3-PL FG%	1st Half: 5-12 41.7%	2nd Half: 2-12 16.7%	Game: 29.2%	REBOUNDS	
FThrow %	1st Half: 6-6 100%	2nd Half: 18-21 85.7%	Game: 82.8%		2

Officials: Steve Stiles, Bill Logina, Brian Fitzgerald  
Technical fouls: Marquette-None, Oakland-None,  
Attendance: 3,615

Score by Periods	1st	2nd	Total
Marquette	44	51	95
Oakland	37	50	87

## Marquette vs. Delaware State Bradley Center December 1, 2004

DELAWARE STATE 1-5	FG	FGA	3FG	3FGA	FT	FTA	OR	DR	TOT	PF	TP	A	TO	BLK	S	MIN
02 WILLIAMS, Aaron	3	7	0	1	5	7	1	0	1	4	11	6	2	0	1	32
33 BLUNTT, Jahsha	6	14	3	7	2	2	2	0	2	1	17	2	0	0	3	33
05 HUNTER, Terrance	0	4	0	1	0	0	0	1	1	0	0	0	0	0	0	17
00 SHINE, Darrin	1	4	0	1	0	0	1	1	2	2	5	2	0	0	3	33
23 WORLEY, Tracey	3	8	0	4	0	0	1	1	3	6	0	2	0	0	1	34
11 DAVIS, Bruce	2	4	1	2	2	3	0	0	5	7	1	0	0	0	3	13
13 BROADUS, Caheem	6	10	1	4	2	3	0	3	3	15	1	1	0	0	1	25
32 MARSHALL, Quincy	0	0	0	0	0	0	0	1	1	1	0	1	0	0	0	5
34 FLEETWOOD, Aaron	1	1	0	0	0	0	0	0	0	2	0	0	0	0	0	8
TEAM								2	2							
Totals.....	22	52	5	20	11	15	6	9	15	20	60	16	8	0	12	200

TOTAL FG%	1st Half: 10-28 35.7%	2nd Half: 12-24 50.0%	Game: 42.3%	DEADBALL	
3-PL FG%	1st Half: 3-12 25.0%	2nd Half: 2-8 25.0%	Game: 25.0%	REBOUNDS	
FThrow %	1st Half: 1-2 50.0%	2nd Half: 10-13 76.9%	Game: 73.3%		2

MARQUETTE 7-0	FG	FGA	3FG	3FGA	FT	FTA	OR	DR	TOT	PF	TP	A	TO	BLK	S	MIN
20 NOVAK, Steve	5	7	2	4	0	0	2	0	1	12	1	2	0	0	1	30
32 CHAPMAN, Joe	3	6	1	3	1	2	1	2	3	2	8	3	6	0	0	28
35 JACKSON, Marcus	1	1	0	0	0	0	4	4	2	2	2	0	1	0	0	21
30 MASON, Dameon	5	9	1	3	4	4	3	5	8	1	15	0	3	0	0	31
34 DIENER, Travis	5	9	1	3	9	9	1	3	4	3	20	4	2	0	1	27
01 TOWNSEND, Todd	1	3	0	2	0	0	2	2	1	2	2	1	1	0	0	15
12 HANLEY, Rob	1	1	0	0	0	0	1	1	2	0	2	0	0	0	0	6
33 GRIMM, Chris	0	0	0	0	1	3	2	0	2	1	1	0	1	0	1	12
41 BARRO, Ousmane	0	0	0	0	0	0	0	2	2	3	0	0	1	1	0	11
43 AMOROSO, Ryan	2	5	0	1	0	0	2	4	6	1	4	1	0	0	1	19
TEAM								1	2							
Totals.....	23	41	5	16	15	18										





# 2004-05 Box Scores

### Marquette vs. #22 Wisconsin Bradley Center December 11, 2004

#22 WISCONSIN 5-2																	
#	PLAYER	FG	FGA	3FG	3FGA	FT	FTA	OR	DR	TOT	PF	TP	A	TO	BLK	S	MIN
4	TUCKER, Alando	4	8	3	4	2	5	0	3	3	3	13	0	4	0	1	31
42	MORLEY, Zach	2	9	0	2	5	6	1	4	5	2	9	1	1	0	2	33
54	WILKINSON, Mike	1	9	0	1	0	0	1	1	1	0	2	0	1	0	1	23
01	CHAMBLISS, Sharif	4	11	4	9	0	0	0	0	3	12	4	3	0	2	26	13
13	HANSON, Clayton	3	8	2	5	1	2	2	3	5	2	9	0	0	0	0	35
04	NIXON, Ray	0	0	0	0	0	0	1	1	3	0	0	0	0	0	0	14
14	BRONSON, Tanner	0	1	0	0	0	0	0	0	0	0	0	0	0	0	0	1
21	HELMIGK, Andreas	0	0	0	0	0	0	0	0	4	4	1	0	0	0	0	10
23	TAYLOR, Kamron	2	3	0	0	0	0	2	2	1	4	2	1	0	1	15	
32	BUTCH, Brian	2	4	1	1	0	1	4	5	2	5	0	0	1	1	12	
TEAM																	
Totals.....		18	52	10	22	8	13	4	24	28	17	54	7	10	1	8	200

TOTAL FG% 1st Half: 8-23 34.8% 2nd Half: 10-29 34.5% Game: 34.6% DEADBALL REBOUNDS 1  
 3-PL FG% 1st Half: 3-8 37.5% 2nd Half: 7-14 50.0% Game: 45.5%  
 F Throw % 1st Half: 4-5 80.0% 2nd Half: 4-8 50.0% Game: 61.5%

MARQUETTE 9-0																	
#	PLAYER	FG	FGA	3FG	3FGA	FT	FTA	OR	DR	TOT	PF	TP	A	TO	BLK	S	MIN
20	NOVAK, Steve	4	10	3	9	0	0	1	1	2	3	11	0	4	0	0	35
35	JACKSON, Marcus	1	2	0	0	2	2	3	12	15	4	4	3	0	1	0	21
33	GRIMM, Chris	0	0	0	0	0	0	0	0	0	0	0	0	0	0	0	21
30	MASON, Dameon	2	10	0	1	4	5	1	6	7	3	8	2	2	0	0	34
34	DIENER, Travis	9	20	5	12	6	8	1	4	5	0	29	2	2	1	1	34
01	TOWNSEND, Todd	0	3	0	2	0	0	0	0	1	0	1	0	1	1	0	11
12	HANLEY, Rob	0	0	0	0	0	0	0	0	0	0	0	0	0	0	0	1
22	GRUBE, Shane	0	0	0	0	0	0	0	0	0	0	0	0	0	0	0	1
32	CHAPMAN, Joe	4	7	0	1	2	1	2	1	2	0	9	0	1	0	1	19
41	BARRO, Ousmane	0	0	0	0	0	0	0	0	0	0	0	0	0	0	0	5
43	AMOROSO, Ryan	1	5	0	0	0	4	4	8	2	2	1	1	1	0	13	
TEAM																	
Totals.....		21	57	8	25	13	17	14	30	44	16	63	8	11	4	2	200

TOTAL FG% 1st Half: 14-32 43.8% 2nd Half: 7-25 28.0% Game: 36.8% DEADBALL REBOUNDS 1,1  
 3-PL FG% 1st Half: 5-13 38.5% 2nd Half: 3-12 25.0% Game: 32.0%  
 F Throw % 1st Half: 1-1 100% 2nd Half: 12-16 75.0% Game: 76.5%

Officials: Tom O'Neill, Mike Sanzere, John Higgins  
 Technical fouls: #22 Wisconsin=None, Marquette=None.  
 Attendance: 18,611

Score by Periods			
	1st	2nd	Total
#22 Wisconsin	23	31	54
Marquette	34	29	63

### Marquette vs. #15 Arizona Bradley Center December 18, 2004

#15 ARIZONA 7-2																	
#	PLAYER	FG	FGA	3FG	3FGA	FT	FTA	OR	DR	TOT	PF	TP	A	TO	BLK	S	MIN
02	FOX, Isaiah	1	3	0	0	0	0	2	4	6	5	2	2	1	0	1	14
21	ADAMS, Hassan	4	8	0	0	6	7	3	2	5	0	14	3	3	1	34	
45	FRYE, Channing	4	11	0	0	0	4	7	11	1	8	0	4	0	1	34	
13	RODGERS, Chris	6	12	3	4	1	1	2	4	6	1	16	1	0	0	2	35
15	SHAKUR, Mustafa	3	10	1	3	0	0	0	5	5	1	7	4	3	0	0	38
05	MCCLELLAN, Jawann	0	2	0	0	1	2	0	0	1	1	0	2	0	0	0	8
12	DILLON, Daniel	0	1	0	1	0	0	1	0	1	1	0	1	0	0	1	11
44	BRIELMAIER, Bret	0	0	0	0	0	0	0	1	1	1	0	0	1	0	6	
55	RADENOVIC, Ivan	0	5	0	2	0	0	2	1	3	2	0	0	0	0	0	20
TEAM																	
Totals.....		18	52	4	10	8	10	15	25	40	13	48	11	15	1	6	200

TOTAL FG% 1st Half: 10-25 40.0% 2nd Half: 8-27 29.6% Game: 34.6% DEADBALL REBOUNDS 1  
 3-PL FG% 1st Half: 2-4 50.0% 2nd Half: 2-6 33.3% Game: 40.0%  
 F Throw % 1st Half: 3-5 60.0% 2nd Half: 5-5 100% Game: 80.0%

MARQUETTE 9-1																	
#	PLAYER	FG	FGA	3FG	3FGA	FT	FTA	OR	DR	TOT	PF	TP	A	TO	BLK	S	MIN
20	NOVAK, Steve	4	11	2	8	1	1	1	5	6	0	11	0	0	0	1	32
35	JACKSON, Marcus	0	1	0	0	0	2	4	4	8	2	0	2	1	3	0	31
33	GRIMM, Chris	1	1	0	0	0	0	0	2	2	5	2	2	1	0	0	18
30	MASON, Dameon	4	11	1	3	1	1	1	2	3	3	10	1	7	0	1	34
34	DIENER, Travis	5	17	4	10	0	0	4	4	2	14	6	1	0	2	37	
01	TOWNSEND, Todd	0	2	0	1	1	2	0	0	0	0	1	0	0	1	0	11
32	CHAPMAN, Joe	0	3	0	1	0	0	0	0	0	0	0	0	0	0	0	16
41	BARRO, Ousmane	1	2	0	0	0	0	3	1	4	1	2	1	1	0	0	9
43	AMOROSO, Ryan	0	1	0	1	3	5	1	0	3	0	0	0	0	0	0	12
TEAM																	
Totals.....		15	49	7	24	6	11	10	19	29	13	43	12	13	4	5	200

TOTAL FG% 1st Half: 7-28 25.0% 2nd Half: 8-21 38.1% Game: 30.6% DEADBALL REBOUNDS 4,1  
 3-PL FG% 1st Half: 3-14 21.4% 2nd Half: 4-10 40.0% Game: 29.2%  
 F Throw % 1st Half: 2-2 100% 2nd Half: 4-9 44.4% Game: 54.5%

Officials: Tom O'Neill, Curtis Shaw, John Higgins  
 Technical fouls: #15 Arizona=None, Marquette=None.  
 Attendance: 17,624

Score by Periods			
	1st	2nd	Total
#15 Arizona	25	23	48
Marquette	19	24	43

### Marquette vs. Nebraska Bradley Center December 21, 2004

NEBRASKA 4-4																	
#	PLAYER	FG	FGA	3FG	3FGA	FT	FTA	OR	DR	TOT	PF	TP	A	TO	BLK	S	MIN
11	WILKINSON, Wes	5	7	2	3	0	0	2	2	2	12	3	1	2	0	30	
44	TUREK, John	3	6	0	0	2	4	0	1	3	8	2	1	1	0	29	
02	MCCRAY, Joe	6	15	4	11	1	2	1	4	5	4	17	1	2	0	2	33
10	NEAL, Marcus	0	4	0	4	0	0	1	1	3	0	6	2	0	0	18	
12	MUHLEISEN, Jake	3	10	1	3	2	2	0	4	4	3	9	3	1	1	0	36
03	RICHARDSON, Charles	1	0	0	0	1	0	1	1	1	2	3	1	0	2	21	
15	SCHUER, Bronson	1	1	0	0	0	1	0	1	2	2	0	1	0	0	0	10
31	MARIC, Aleks	4	6	0	0	4	5	3	3	6	1	12	0	1	0	0	22
45	WILBRAND, Tony	0	0	0	0	0	0	0	0	0	0	0	0	0	0	0	1
TEAM																	
Totals.....		23	50	7	21	9	14	6	17	23	20	62	18	10	4	4	200

TOTAL FG% 1st Half: 14-27 51.9% 2nd Half: 9-23 39.1% Game: 46.0% DEADBALL REBOUNDS 4  
 3-PL FG% 1st Half: 3-9 33.3% 2nd Half: 4-12 33.3% Game: 33.3%  
 F Throw % 1st Half: 2-3 66.7% 2nd Half: 7-11 63.6% Game: 64.3%

MARQUETTE 10-1																	
#	PLAYER	FG	FGA	3FG	3FGA	FT	FTA	OR	DR	TOT	PF	TP	A	TO	BLK	S	MIN
20	NOVAK, Steve	2	5	1	4	7	9	2	3	5	1	12	1	1	0	0	28
35	JACKSON, Marcus	0	3	0	0	1	4	6	5	11	4	1	3	0	3	1	33
33	GRIMM, Chris	1	4	0	0	0	0	3	2	5	0	2	0	0	0	0	24
30	MASON, Dameon	2	8	1	2	0	0	1	4	5	4	5	4	2	1	1	24
34	DIENER, Travis	8	15	7	11	9	10	0	3	3	1	32	7	1	0	1	33
01	TOWNSEND, Todd	1	3	0	2	2	2	1	3	1	4	0	1	0	0	10	
12	HANLEY, Rob	0	0	0	0	0	0	0	0	0	0	0	0	0	0	0	1
22	GRUBE, Shane	0	0	0	0	0	0	0	0	0	0	0	0	0	0	0	1
32	CHAPMAN, Joe	5	9	2	4	2	4	1	1	2	1	14	0	1	0	2	23
41	BARRO, Ousmane	2	3	0	0	0	0	3	3	6	2	4	1	2	0	2	14
43	AMOROSO, Ryan	2	6	1	2	2	2	1	0	1	1	7	0	1	0	0	7
45	BERKOWITZ, Niv	0	2	0	1	2	0	0	0	0	0	1	0	0	0	2	
TEAM																	
Totals.....		23	58	12	26	23	31	22	22	44	15	81	17	9	4	7	200

TOTAL FG% 1st Half: 11-28 39.3% 2nd Half: 12-30 40.0% Game: 39.7% DEADBALL REBOUNDS 4  
 3-PL FG% 1st Half: 8-14 57.1% 2nd Half: 4-12 33.3% Game: 46.2%  
 F Throw % 1st Half: 11-16 68.8% 2nd Half: 12-15 80.0% Game



# 2004-05 Box Scores

### Marquette vs. IPFW Bradley Center January 2, 2005

#### IPFW 3-11

#	PLAYER	FG	FGA	3FG	3FGA	FT	FTA	OR	DR	TOT	PF	TP	A	TO	BLK	S	MIN
24	MALONE, Jason	2	4	2	3	1	2	1	3	4	2	7	2	5	0	3	26
42	BUTLER, Quintin	3	3	0	0	3	4	0	3	3	3	9	0	1	0	0	33
55	SIMON, David	5	8	0	0	2	5	1	0	1	4	12	0	4	1	1	27
05	CAROUTHERS, Quintin	4	9	0	1	5	6	0	4	4	0	13	1	3	1	1	31
20	BAUER, Beau	3	12	0	5	0	1	3	4	7	4	6	3	3	0	1	35
03	MALONE, Byron	0	1	0	0	0	0	0	0	0	0	0	0	0	0	0	1
04	HAWKINS, Justin	1	1	0	0	2	2	1	3	1	4	0	3	1	1	1	10
22	BOURNE, Andrew	0	0	0	0	2	0	0	0	1	0	0	0	0	0	1	11
33	CAMPBELL, Peter	1	8	0	4	0	0	0	1	1	0	2	1	0	0	0	14
40	CAMPBELL, Charles	2	2	0	0	0	2	0	2	2	0	4	0	0	0	0	5
50	EGERIC, Zeljko	0	1	0	1	0	0	0	0	2	0	1	1	1	0	0	5
TEAM								4		5							
Totals.....		21	49	2	14	13	24	8	22	30	17	57	8	20	3	9	200

TOTAL FG%	1st Half: 10-29 34.5%	2nd Half: 11-20 55.0%	Game: 42.9%	DEADBALL	
3-PL FG%	1st Half: 1-11 9.1%	2nd Half: 1-3 33.3%	Game: 14.3%	REBOUNDS	
F Throw %	1st Half: 4-4 100%	2nd Half: 9-20 45.0%	Game: 54.2%		6.1

#### MARQUETTE 12-1

#	PLAYER	FG	FGA	3FG	3FGA	FT	FTA	OR	DR	TOT	PF	TP	A	TO	BLK	S	MIN
20	NOVAK, Steve	4	12	3	8	1	1	1	3	4	4	12	0	0	1	1	20
32	CHAPMAN, Joe	2	4	1	3	1	2	0	0	2	6	3	2	0	1	2	18
33	GRIMM, Chris	1	3	0	0	0	0	2	2	0	2	1	1	0	0	0	18
30	MASON, Dameon	6	11	1	1	2	2	1	2	3	0	14	4	0	1	25	
34	DIENER, Travis	8	13	4	9	1	2	0	1	1	0	21	11	1	0	6	33
01	TOWNSEND, Todd	6	9	3	5	0	0	1	2	3	2	15	2	0	0	0	19
12	HANLEY, Rob	0	0	0	0	0	0	1	0	1	0	0	0	0	0	0	2
22	GRUBE, Shane	0	1	0	1	0	0	0	0	0	0	0	0	0	0	0	2
35	JACKSON, Marcus	2	3	0	0	1	4	7	9	16	2	5	4	1	1	3	25
40	KINSELLA, Mike	1	3	0	0	0	0	0	3	3	4	2	0	0	0	0	6
41	BARRO, Ousmane	3	3	0	0	1	2	1	2	3	0	7	0	3	3	0	15
43	AMOROSO, Ryan	3	6	0	1	1	1	2	0	2	0	7	1	0	0	0	7
45	BERKOWITZ, Niv	0	2	0	0	0	0	0	0	2	0	2	0	0	1	6	
TEAM								1		2							
Totals.....		36	70	12	28	7	14	15	25	40	16	91	25	12	5	13	200

TOTAL FG%	1st Half: 18-32 56.3%	2nd Half: 18-38 47.4%	Game: 51.4%	DEADBALL	
3-PL FG%	1st Half: 8-15 53.3%	2nd Half: 4-13 30.8%	Game: 42.9%	REBOUNDS	
F Throw %	1st Half: 1-2 50.0%	2nd Half: 6-12 50.0%	Game: 50.0%		3

Officials: Tom O'Neill, Steve Olson, Dan Dorlan  
 Technical fouls: IPFW-None, Marquette-None.  
 Attendance: 7,936

Score by Periods	1st	2nd	Total
IPFW	25	32	57
Marquette	45	46	91

### Marquette vs. Memphis Memphis, Tennessee January 13, 2005

#### MARQUETTE 13-2, 1-1

#	PLAYER	FG	FGA	3FG	3FGA	FT	FTA	OR	DR	TOT	PF	TP	A	TO	BLK	S	MIN
20	NOVAK, Steve	2	6	1	3	1	2	2	1	3	4	6	1	2	0	0	23
35	JACKSON, Marcus	2	2	0	0	1	1	3	2	5	4	5	0	2	6	0	28
33	GRIMM, Chris	0	0	0	0	0	0	1	1	2	0	0	3	1	0	15	
30	MASON, Dameon	6	15	1	6	7	8	3	1	4	4	20	2	4	0	1	35
34	DIENER, Travis	3	12	2	6	8	9	3	2	5	16	6	9	0	0	36	
01	TOWNSEND, Todd	1	2	1	2	0	0	0	0	2	3	1	1	0	1	18	
32	CHAPMAN, Joe	1	3	0	2	0	0	0	0	2	2	0	1	0	0	10	
41	BARRO, Ousmane	0	0	0	0	0	0	1	1	2	0	0	0	0	0	1	8
43	AMOROSO, Ryan	6	10	0	2	4	6	3	9	12	4	16	1	1	0	0	25
45	BERKOWITZ, Niv	0	0	0	0	0	0	0	0	1	0	0	1	0	0	0	2
TEAM								3		4							
Totals.....		21	50	5	21	21	26	18	18	36	28	68	11	25	7	3	200

TOTAL FG%	1st Half: 8-19 42.1%	2nd Half: 13-31 41.9%	Game: 42.0%	DEADBALL	
3-PL FG%	1st Half: 2-7 28.6%	2nd Half: 3-14 21.4%	Game: 23.8%	REBOUNDS	
F Throw %	1st Half: 7-8 87.5%	2nd Half: 14-18 77.8%	Game: 80.8%		4.1

#### MEMPHIS 9-7, 2-0

#	PLAYER	FG	FGA	3FG	3FGA	FT	FTA	OR	DR	TOT	PF	TP	A	TO	BLK	S	MIN	
10	CARNEY, Rodney	10	20	3	7	6	10	2	3	5	2	29	2	2	0	2	33	
11	ERWIN, Duane	1	3	0	0	4	7	5	6	11	3	6	3	1	0	0	35	
55	BARCLAY, Arthur	1	3	0	0	2	5	4	1	5	4	4	0	1	0	1	19	
23	RICE, Anthony	5	8	4	6	3	4	1	1	2	0	17	1	1	0	3	20	
35	WASHINGTON, Darius	8	14	2	3	2	4	2	0	2	3	20	5	3	0	6	37	
02	BEAVERS, Tank	0	0	0	0	0	0	0	0	1	0	1	0	0	0	0	2	12
03	THIERO, Almany	0	1	0	0	0	0	0	0	0	1	0	0	0	0	0	2	33
14	NJOYA, Simplicio	0	1	0	0	0	0	1	0	1	3	0	0	1	0	0	9	9
15	DORSEY, Joey	0	2	0	0	0	0	0	4	2	0	1	0	2	0	0	10	10
32	BANKS, Sean	0	5	0	2	2	4	1	1	2	3	2	2	5	1	0	23	23
TEAM								1		1								
Totals.....		25	57	9	18	19	34	21	12	33	22	78	15	14	3	17	200	

TOTAL FG%	1st Half: 14-30 46.7%	2nd Half: 11-27 40.7%	Game: 43.9%	DEADBALL	
3-PL FG%	1st Half: 5-10 50.0%	2nd Half: 4-8 50.0%	Game: 50.0%	REBOUNDS	
F Throw %	1st Half: 8-10 80.0%	2nd Half: 11-24 45.8%	Game: 55.9%		7

Officials: Jim Burr, Tim Higgins, Ted Hillary  
 Technical fouls: Marquette-None, MEMPHIS-NJOYA, Simplicio.  
 Attendance: 13,400

Score by Periods	1st	2nd	Total
Marquette	25	43	68
Memphis	41	37	78

### Marquette vs. Tulane New Orleans, Louisiana January 8, 2005

#### MARQUETTE 13-1, 1-0

#	PLAYER	FG	FGA	3FG	3FGA	FT	FTA	OR	DR	TOT	PF	TP	A	TO	BLK	S	MIN
20	NOVAK, Steve	4	6	3	4	2	2	1	2	3	3	13	2	1	0	0	34
35	JACKSON, Marcus	1	5	0	0	2	6	6	1	7	3	4	2	0	0	1	23
33	GRIMM, Chris	2	3	0	0	0	2	2	1	3	2	4	1	0	1	0	19
30	MASON, Dameon	8	14	0	1	1	2	2	6	8	2	17	2	3	1	1	34
34	DIENER, Travis	8	19	4	10	0	0	1	6	7	0	20	12	2	0	2	36
01	TOWNSEND, Todd	0	4	0	2	0	0	0	0	0	1	0	2	1	0	0	12
12	HANLEY, Rob	0	0	0	0	0	0	0	0	0	0	0	0	0	0	0	1
22	GRUBE, Shane	0	0	0	0	0	0	0	0	0	0	0	0	0	0	0	1
32	CHAPMAN, Joe	1	2	1	2	0	0	1	0	1	2	3	0	1	0	0	16
40	KINSELLA, Mike	0	1	0	0	0	0	0	0	0	0	0	0	0	0	0	1
41	BARRO, Ousmane	1	3	0	0	1	2	1	2	3	2	3	1	0	0	0	8
43	AMOROSO, Ryan	6	7	1	2	5	7	2	6	8	0	18	0	0	0	1	14
45	BERKOWITZ, Niv	0	0	0	0	0	0	0	0	0	0	0	0	0	0	0	1
TEAM								1		2							
Totals.....		31	64	9	21	11	21	17	25	42	15	82	22	8	2	5	200

TOTAL FG%	1st Half: 12-35 34.3%	2nd Half: 19-29 65.5%	Game: 48.4%	DEADBALL	
3-PL FG%	1st Half: 4-11 36.4%	2nd Half: 5-10 50.0%	Game: 42.9%	REBOUNDS	
F Throw %	1st Half: 3-7 42.9%	2nd Half: 8-14 57.1%	Game: 52.4%		4

#### TULANE 6-7, 0-2

#	PLAYER	FG	FGA	3FG	3FGA	FT	FTA	OR	DR	TOT	PF	TP	A	TO	BLK	S	MIN
05	STITH, Donnie	2	6	0	2	1	2	3	2	5	0	5	4	2	1	2	25
21	GOMEZ, David	4	6	0	0	1	1	0	3	3	3	9	0	2	2	0	28
50	DAVIS, Quincy	5	10	0	0	2	3	2	2	4	4	12	1	3	2	0	33
10	ROCHESTIE, Taylor	6	10	3	6	2	2	0	2	2	1	17	2	3	0	0	35
11	KINZER, Marcus	7	17	1	2	5	5	3	3	6	0	20	4	1	1	3	38
03	MOORE, Chris	0	1	0	1	0	0	0	1	1	2	0	0	0	0	0	7
04	CAMPER, Vincent	0	2	0	0	0	0	0	1	1	1	0	2	0	0	0	5
22	CASTINE, Kory	1	2	0	0	0	0	0	3	3	3	2	0	0	0	0	14
25	WHEATON, Matt	0	2	0	2	0	0	0	3	3	2	0	1	0	0	0	10
44	PJEVIC, Ivan	1	3	1	3	0	0	0	1	1							



# 2004-05 Box Scores

## Marquette vs. DePaul Chicago, Illinois January 20, 2005

MARQUETTE 14-3, 2-2

#	PLAYER	FG	FGA	3FG	3FGA	FT	FTA	OR	DR	TOT	PF	TP	A	TO	BLK	S	MIN
20	NOVAK, Steve	2	3	0	1	1	2	1	3	4	1	5	3	3	0	1	27
32	CHAPMAN, Joe	3	8	2	4	0	0	1	1	2	4	8	0	1	0	0	22
35	JACKSON, Marcus	3	3	0	0	2	4	5	1	6	3	8	2	2	0	0	28
30	MASON, Dameon	9	16	0	1	6	7	2	5	7	3	24	1	2	0	0	36
34	DIENER, Travis	5	14	3	8	2	3	1	3	4	5	15	9	4	0	0	36
01	TOWNSEND, Todd	2	6	1	3	2	2	1	0	1	2	7	0	0	0	0	25
33	GRIMM, Chris	0	0	0	0	0	0	0	0	0	0	0	0	0	0	0	2
41	BARRO, Ousmane	1	1	0	0	0	0	0	0	1	1	2	2	2	0	0	9
43	AMOROSO, Ryan	1	3	0	0	1	2	3	5	1	3	0	2	1	0	0	11
45	BERKOWITZ, Niv	0	0	0	0	0	0	0	0	0	0	1	0	2	0	0	4
	TEAM									2	2						
	Totals.....	26	54	6	17	14	19	15	19	34	22	72	15	19	1	4	200

TOTAL FG% 1st Half: 13-25 52.0% 2nd Half: 13-29 44.8% Game: 48.1% DEADBALL REBOUNDS 2  
 3-PL FG% 1st Half: 2-8 25.0% 2nd Half: 4-9 44.4% Game: 35.3%  
 F Throw % 1st Half: 4-4 100% 2nd Half: 10-15 66.7% Game: 73.7%

DEPAUL 11-4, 3-1

#	PLAYER	FG	FGA	3FG	3FGA	FT	FTA	OR	DR	TOT	PF	TP	A	TO	BLK	S	MIN
44	BRUMFIELD, Marlon	5	7	0	0	0	0	4	3	7	2	10	0	1	2	0	25
45	GREER, Quemont	5	13	1	2	4	4	3	0	3	5	15	0	3	1	0	26
11	MEJIA, Sammy	9	15	3	4	5	6	2	4	6	1	26	5	1	0	2	31
3	SEALS, LeVar	1	9	0	4	1	2	0	4	4	1	3	2	0	1	0	28
33	DIENER, Drake	2	7	2	6	6	8	1	2	3	4	12	5	1	0	1	39
12	CLINKSCALES, Cliff	0	0	0	0	0	0	0	0	0	0	0	1	1	0	2	12
15	NICHOLS, Jamal	0	2	0	0	0	0	1	0	1	0	0	0	0	0	0	4
2	BURNS, Draeton	1	4	0	0	0	0	2	1	3	1	2	0	1	0	1	11
21	HEARD, Marcus	0	2	0	1	0	1	2	1	3	1	0	0	0	0	0	7
32	THOMPSON, Lorenzo	6	6	0	0	5	5	4	1	5	1	17	0	1	0	0	17
	TEAM									2	2						
	Totals.....	29	65	6	17	21	26	21	16	37	16	85	13	9	4	6	200

TOTAL FG% 1st Half: 15-35 42.9% 2nd Half: 14-30 46.7% Game: 44.6% DEADBALL REBOUNDS 1  
 3-PL FG% 1st Half: 4-10 40.0% 2nd Half: 2-7 28.6% Game: 35.3%  
 F Throw % 1st Half: 5-7 71.4% 2nd Half: 16-19 84.2% Game: 80.8%

Officials: Jim Burr, Tim Higgins, Bob Donato  
 Technical fouls: Marquette-None, DePaul-None.  
 Attendance: 14,050

Score by Periods	1st	2nd	Total
Marquette	32	40	72
DePaul	39	46	85

## Marquette vs. DePaul Chicago, Illinois January 20, 2005

CHARLOTTE 13-3,4-1

#	PLAYER	FG	FGA	3FG	3FGA	FT	FTA	OR	DR	TOT	PF	TP	A	TO	BLK	S	MIN
03	WITHERS, Curtis	6	15	0	1	5	8	6	9	15	2	17	3	4	0	1	35
13	BASDEN, Eddie	8	13	3	3	4	8	3	5	8	2	23	5	1	0	3	37
02	ITL, Martin	2	9	0	0	0	3	6	1	7	3	4	0	2	1	0	25
05	PLAVICH, Brendan	7	14	5	12	1	3	0	5	5	2	20	1	0	0	1	37
20	BALDWIN, Mitchell	3	5	1	3	0	0	1	1	2	0	7	2	1	0	1	30
00	NANCE, Chris	0	0	0	0	0	0	0	1	1	0	0	0	0	0	0	6
01	DRAYTON, E.J.	0	3	0	1	0	0	2	2	4	3	0	0	0	0	0	17
12	GOLDWIRE, Leemire	1	1	1	1	2	2	0	0	0	1	5	2	0	0	0	13
	TEAM									1	1						
	Totals.....	27	60	10	21	12	24	18	25	43	13	76	13	11	1	6	200

TOTAL FG% 1st Half: 14-34 41.2% 2nd Half: 13-26 50.0% Game: 45.0% DEADBALL REBOUNDS 6  
 3-PL FG% 1st Half: 6-13 46.2% 2nd Half: 4-9 50.0% Game: 47.6%  
 F Throw % 1st Half: 6-13 46.2% 2nd Half: 6-11 54.5% Game: 50.0%

MARQUETTE 14-4,2-3

#	PLAYER	FG	FGA	3FG	3FGA	FT	FTA	OR	DR	TOT	PF	TP	A	TO	BLK	S	MIN
32	CHAPMAN, Joe	2	8	1	6	0	0	1	0	1	1	5	2	0	0	0	27
41	BARRO, Ousmane	4	7	0	0	1	2	1	4	5	2	9	1	2	1	0	22
33	GRIMM, Chris	0	2	0	0	0	0	0	2	2	2	0	0	2	0	0	11
30	MASON, Dameon	6	10	0	2	2	6	1	3	4	2	14	3	1	0	0	32
34	DIENER, Travis	6	11	1	6	2	3	1	3	4	4	15	7	4	0	1	34
01	TOWNSEND, Todd	0	1	0	1	0	0	1	1	2	0	0	0	0	0	0	6
20	NOVAK, Steve	2	9	2	7	0	0	2	2	4	2	6	1	1	0	0	25
35	JACKSON, Marcus	2	3	0	0	0	0	2	3	5	4	4	4	0	1	1	24
43	AMOROSO, Ryan	5	6	1	2	2	2	1	0	3	1	0	13	1	1	2	19
	TEAM									2	2						
	Totals.....	27	57	5	24	7	13	9	20	29	20	66	19	12	4	3	200

TOTAL FG% 1st Half: 15-31 48.4% 2nd Half: 12-26 46.2% Game: 47.4% DEADBALL REBOUNDS 2,1  
 3-PL FG% 1st Half: 1-10 10.0% 2nd Half: 4-14 28.6% Game: 20.8%  
 F Throw % 1st Half: 0-0 0.0% 2nd Half: 7-13 53.8% Game: 53.8%

Officials: Bob Stov, David Maracich, Dennis Bracco  
 Technical fouls: Charlotte-None, Marquette-None.  
 Attendance: 12,324

Score by Periods	1st	2nd	Total
Charlotte	40	36	76
Marquette	31	35	66

## Marquette vs. #12 Louisville Louisville, Kentucky January 26, 2005

MARQUETTE 14-5, 2-4

#	PLAYER	FG	FGA	3FG	3FGA	FT	FTA	OR	DR	TOT	PF	TP	A	TO	BLK	S	MIN
35	JACKSON, Marcus	1	1	0	0	6	8	4	8	12	3	8	2	3	0	2	30
41	BARRO, Ousmane	3	4	0	0	1	1	1	1	2	4	7	0	2	1	0	28
43	AMOROSO, Ryan	1	5	1	2	4	6	0	2	2	0	7	0	5	0	0	18
30	MASON, Dameon	3	8	0	0	0	0	1	1	2	5	6	3	5	0	1	19
32	CHAPMAN, Joe	1	8	0	2	0	0	0	0	0	2	2	1	3	0	0	21
01	TOWNSEND, Todd	5	8	3	3	4	4	1	3	4	3	17	2	3	0	0	30
12	HANLEY, Rob	0	0	0	0	0	0	0	0	0	0	0	0	0	0	0	0
20	NOVAK, Steve	1	6	0	4	0	0	0	2	2	1	2	0	0	0	0	25
22	GRUBE, Shane	0	0	0	0	0	0	0	0	0	0	0	0	0	0	0	0
33	GRIMM, Chris	0	0	0	0	0	0	0	0	0	0	0	0	0	0	0	0
40	KINSELLA, Mike	0	5	0	0	0	0	1	0	1	2	0	0	0	0	0	6
45	BERKOWITZ, Niv	1	1	1	1	0	2	1	1	0	3	0	1	0	0	0	8
	TEAM									2	3						
	Totals.....	16	46	5	12	15	21	10	19	29	20	52	8	23	1	3	200

TOTAL FG% 1st Half: 11-22 50.0% 2nd Half: 5-24 20.8% Game: 34.8% DEADBALL REBOUNDS 3  
 3-PL FG% 1st Half: 4-6 66.7% 2nd Half: 1-6 16.7% Game: 41.7%  
 F Throw % 1st Half: 4-7 57.1% 2nd Half: 11-14 78.6% Game: 71.4%

#12 LOUISVILLE 17-3, 5-1

#	PLAYER	FG	FGA	3FG	3FGA	FT	FTA	OR	DR	TOT	PF	TP	A	TO	BLK	S	MIN
02	MYLES, Ellis	3	4	0	0	1	6	5	7	12	4	7	2	3	0	0	26
03	PALACIOS, Juan	5	8	2	3	0	0	1	5	6	3	12	1	0	0	1	24
32	GARCIA, Francisco	4	9	1	3	5	6	1	2	3	3	14	5	2	3	4	26
05	DEAN, Taquan	4	9	4	7	0	0	0	2	2	2	12	4	1	0	1	27
34	O'BANNON, Larry	9	13	6	9	6	7	1	4	5	1	30	7	0	0	2	27
01	WADE, Lorenzo	4	10	1	3	0	0	3	1	4	2	9	2	2	0	2	17
11	JENKINS, Brandon	2	4	2	3	0	0	1	0	1	1	6	0	1	0	0	15
12	GIANNINI, Brad	0	0	0	0	0	0	0	1	1	0	0	2	0	0	0	8





# 2004-05 Box Scores

## Marquette vs. UAB Bradley Center February 2, 2005

### UAB 16-5, 6-2

#	PLAYER	FG	FGA	3FG	3FGA	FT	FTA	OR	DR	TOT	PF	TP	A	TO	BLK	S	MIN
03	LEWIS, Marques	6	11	0	0	1	1	2	2	4	3	13	2	0	0	1	27
23	EDDINS, Demario	8	10	0	1	7	8	4	5	9	2	23	2	3	0	0	32
00	JOHNSON, Carlisle	2	6	1	3	6	7	1	2	3	2	11	4	0	0	3	29
01	TAYLOR, Donell	5	9	0	3	5	5	2	1	3	2	15	4	1	0	2	29
05	MCDONALD, Marvett	3	8	2	5	0	0	1	2	3	3	8	2	0	0	1	26
02	TAYLOR, Ronell	3	9	0	1	0	0	1	1	2	0	6	2	0	0	3	21
04	DELANEY, Paul	1	1	0	0	1	2	0	0	0	0	3	2	1	0	2	5
12	DAVIS, Reed	0	0	0	0	0	0	0	0	0	0	1	0	0	0	0	1
15	HOLMES, Frank	1	1	0	0	0	2	0	1	1	0	2	1	0	0	0	4
25	LITTLE, Ernest	0	1	0	0	0	0	0	1	1	0	0	0	0	0	0	5
31	JONES, Richard	1	1	0	0	0	0	1	0	1	1	2	0	0	0	0	3
42	BROOM, Derrick	1	2	1	2	0	0	0	0	0	0	3	0	0	0	1	9
44	TOBIAS, Brandon	0	0	0	0	0	0	0	0	0	0	2	0	0	0	0	9
	TEAM									2							2
	Totals.....	31	59	4	15	20	25	12	17	29	15	86	20	5	0	13	200
	TOTAL FG%	1st Half:	16-33	48.5%	2nd Half:	15-26	57.7%	Game:		52.5%	DEADBALL						
	3-PL FG%	1st Half:	2-10	20.0%	2nd Half:	2-5	40.0%	Game:		26.7%	REBOUNDS						
	F Throw %	1st Half:	4-6	66.7%	2nd Half:	16-19	84.2%	Game:		80.0%							

#	PLAYER	FG	FGA	3FG	3FGA	FT	FTA	OR	DR	TOT	PF	TP	A	TO	BLK	S	MIN
20	NOVAK, Steve	6	15	4	11	0	0	1	5	6	3	16	1	1	0	0	34
41	BARRO, Ousmane	0	1	0	0	0	0	0	0	0	2	0	0	0	0	0	14
35	JACKSON, Marcus	0	1	0	0	0	0	3	4	7	2	0	7	3	1	0	38
30	MASON, Dameon	5	12	1	4	0	0	2	1	3	0	11	5	4	0	0	34
32	CHAPMAN, Joe	6	9	5	6	4	4	0	0	2	21	0	5	0	0	0	26
01	TOWNSEND, Todd	1	6	0	3	1	1	2	3	4	3	2	4	0	0	0	21
22	GRUBE, Shane	0	0	0	0	0	0	0	0	0	0	0	0	1	0	0	2
33	GRIMM, Chris	0	0	0	0	0	0	1	1	1	0	1	0	0	0	0	5
40	KINSELLA, Mike	1	1	0	0	0	0	1	1	2	2	0	1	1	1	0	9
43	AMOROSO, Ryan	3	5	2	2	2	2	2	3	5	3	10	0	1	0	0	17
	TEAM									2							2
	Totals.....	22	50	12	26	7	7	10	18	28	19	63	16	22	2	0	200
	TOTAL FG%	1st Half:	14-23	60.9%	2nd Half:	8-27	29.6%	Game:		44.0%	DEADBALL						
	3-PL FG%	1st Half:	8-15	53.3%	2nd Half:	4-11	36.4%	Game:		46.2%	REBOUNDS						
	F Throw %	1st Half:	3-3	100%	2nd Half:	4-4	100%	Game:		100%							

Officials: Art McDonald, Larry Ware, Tom Eades  
 Technical fouls: UAB-None, Marquette-None.  
 Attendance: 12,789

**Score by Periods**

	1st	2nd	Total
UAB	38	48	86
Marquette	39	24	63

## Marquette vs. TCU Fort Worth, Texas February 9, 2005

### MARQUETTE 16-7, 4-6

#	PLAYER	FG	FGA	3FG	3FGA	FT	FTA	OR	DR	TOT	PF	TP	A	TO	BLK	S	MIN
20	NOVAK, Steve	3	7	2	5	2	2	1	3	4	5	10	0	2	0	0	27
35	JACKSON, Marcus	1	2	0	0	0	2	1	3	5	2	1	1	1	0	0	19
30	MASON, Dameon	2	8	0	1	0	0	3	2	5	3	4	3	6	0	1	32
32	CHAPMAN, Joe	4	7	2	4	0	2	1	2	3	2	10	0	3	0	0	32
34	DIENER, Travis	5	13	5	9	4	4	0	5	5	3	19	6	3	0	0	36
01	TOWNSEND, Todd	3	4	1	1	0	0	0	2	2	1	7	1	0	0	0	19
12	HANLEY, Rob	0	0	0	0	0	0	2	2	0	0	0	0	0	0	0	4
33	GRIMM, Chris	0	0	0	0	1	2	2	0	1	1	0	2	0	0	0	10
41	BARRO, Ousmane	0	0	0	0	0	0	1	1	3	0	0	0	0	0	0	5
43	AMOROSO, Ryan	3	5	0	2	3	4	1	2	3	2	9	0	2	1	0	16
	TEAM									2							2
	Totals.....	21	46	10	22	10	16	12	22	34	25	62	11	19	2	2	200
	TOTAL FG%	1st Half:	12-27	44.4%	2nd Half:	9-19	47.4%	Game:		45.7%	DEADBALL						
	3-PL FG%	1st Half:	3-7	42.9%	2nd Half:	7-15	46.7%	Game:		45.5%	REBOUNDS						
	F Throw %	1st Half:	0-2	0.0%	2nd Half:	10-14	71.4%	Game:		62.5%							

Officials: John Higgins, Verne Harris, Dan Christman  
 Technical fouls: Marquette-None, TCU-None.  
 Attendance: 4,282

**Score by Periods**

	1st	2nd	Total
Marquette	27	35	62
TCU	33	30	63

## Marquette vs. Southern Miss Bradley Center February 5, 2005

### SOUTHERN MISS 10-11, 8-0

#	PLAYER	FG	FGA	3FG	3FGA	FT	FTA	OR	DR	TOT	PF	TP	A	TO	BLK	S	MIN
00	FORTE, Jason	2	7	1	1	1	5	8	4	2	6	1	10	1	2	0	38
04	AMBRES, Mideon	8	9	0	0	5	6	2	6	8	5	21	1	0	1	1	29
02	CARRUTH, Rashaad	6	15	1	6	2	2	0	1	1	4	15	0	2	0	1	29
03	FORD, Michael	5	15	0	5	5	7	0	3	3	3	15	6	1	0	1	38
20	SINGLETON, Jarekus	0	0	0	0	1	2	2	2	4	1	1	1	1	0	0	11
01	HAYWOOD, David	2	5	1	3	0	0	0	4	4	1	5	2	2	0	0	28
05	STIGGERS, Dante	2	4	1	1	0	2	0	0	0	5	5	1	2	0	2	19
15	RICHARDSON, Sam	0	1	0	0	0	0	0	1	1	2	0	0	0	0	0	8
	TEAM									2							1
	Totals.....	25	56	4	16	18	27	8	21	29	23	72	12	11	1	5	200
	TOTAL FG%	1st Half:	14-32	43.8%	2nd Half:	11-24	45.8%	Game:		44.6%	DEADBALL						
	3-PL FG%	1st Half:	2-9	22.2%	2nd Half:	2-7	28.6%	Game:		25.0%	REBOUNDS						
	F Throw %	1st Half:	6-11	54.5%	2nd Half:	12-16	75.0%	Game:		66.7%							

Officials: Kerry Sitton, Gene Menees, Jackie Sanders  
 Technical fouls: Southern Miss-TEAM, Marquette-None.  
 Attendance: 14,185

**Score by Periods**

	1st	2nd	Total
Southern Miss	36	36	72
Marquette	34	47	81

## Marquette vs. East Carolina Greenville, North Carolina February 12, 2005

### MARQUETTE 17-7, 5-6

#	PLAYER	FG	FGA	3FG	3FGA	FT	FTA	OR	DR	TOT	PF	TP	A	TO	BLK	S	MIN
01	TOWNSEND, Todd	2	4	0	1	1	2	1	2	3	4	5	2	0	1	0	38
20	NOVAK, Steve	4	13	4	11	0	0	1	6	7	3	12	1	0	0	0	30
35	JACKSON, Marcus	2	4	0	0	0	3	1	4	5	4	2	2	2	0	1	33
32	CHAPMAN, Joe	2	6	1	3	0	2	1	1	2	5	5	0	1	0	1	26
34	DIENER, Travis	9	22	3	12	10	12	0	7	7	2	31	7	1	0	1	44
12	HANLEY, Rob	0	0	0	0	0	0	0	0	0	0	0	0	0	0	0	1
30	MASON, Dameon	2	3	0	0	0	1	2	3	3	4	1	0	0	0	0	15
40	KINSELLA, Mike	1	1	0	0	0	0	1	1	2	2	2	1	1	0	0	12
43	AMOROSO, Ryan	2	5	0	0	4	8	5	4	9	1	8	2	1	0	0	26
	TEAM									1							1
	Totals.....	24	58	8	27	15	27	12	28	40	25	71	16	7	1	3	225
	TOTAL FG%	1st Half:	12-28	42.9%	2nd Half:	11-26	42.3%	Game:		41.4%	DEADBALL						
	3-PL FG%	1st Half:	3-12	25.0%	2nd Half:	5-12	41.7%	Game:		29.6%	REBOUNDS						
	F Throw %	1st Half:	2-5	40.0%	2nd Half:	8-13	61.5%	Game:		55.6%							

Officials: Danny Hooker (R), Bob Mahre (U), Gary Vaughan (U)  
 Technical fouls: Marquette-TEAM, East Carolina-TEAM.  
 Attendance: 6,106

**Score by Periods**

	1st	2nd	OT	Total
Marquette	29			



# 2004-05 Box Scores

## Marquette vs. #12 Louisville Bradley Center February 17, 2005

#12 LOUISVILLE 22-4,10-2	FG	FGA	3FG	3FGA	FT	FTA	OR	DR	TOT	PF	TP	A	TO	BLK	S	MIN
02 MYLES, Ellis	3	10	0	0	2	4	6	6	12	0	8	0	1	1	2	33
03 PALACIOS, Juan	2	5	0	0	0	2	2	4	2	4	2	0	2	0	0	27
32 GARCIA, Francisco	8	17	2	5	0	0	1	1	2	4	18	1	4	0	2	31
11 JENKINS, Brandon	3	4	0	1	0	0	0	1	1	3	6	1	0	0	1	25
34 O'BANNON, Larry	5	8	1	3	4	4	0	7	7	3	15	3	0	1	0	33
01 WADE, Lorenzo	0	1	0	0	0	0	0	0	0	0	0	0	0	1	1	8
05 DEAN, Taquan	1	7	1	5	0	0	0	3	3	3	3	4	3	0	0	23
43 FARLEY, Terrance	0	0	0	0	0	0	0	0	0	0	0	0	0	0	0	1
52 GEORGE, Otis	2	3	0	0	6	7	1	3	4	2	10	1	0	0	3	19
TEAM							1	1	1							
Totals.....	24	55	4	14	12	15	11	23	34	17	64	10	10	3	9	200

TOTAL FG%	1st Half:	12-30	40.0%	2nd Half:	12-25	48.0%	Game:	43.6%	DEADB	
3-PL FG%	1st Half:	1-7	14.3%	2nd Half:	3-7	42.9%	Game:	28.6%	REBOUNDS	
F Throw %	1st Half:	4-5	80.0%	2nd Half:	8-10	80.0%	Game:	80.0%		1,1

MARQUETTE 17-8, 5-7	FG	FGA	3FG	3FGA	FT	FTA	OR	DR	TOT	PF	TP	A	TO	BLK	S	MIN
01 TOWNSEND, Todd	5	10	1	4	1	1	1	3	4	3	12	1	0	2	2	31
20 NOVAK, Steve	3	6	3	6	5	5	1	2	3	2	14	2	2	1	0	35
35 JACKSON, Marcus	1	2	0	0	1	5	4	3	7	3	3	0	1	1	0	28
32 CHAPMAN, Joe	4	8	3	6	0	2	0	3	3	3	11	2	0	0	1	36
34 DIENER, Travis	2	16	1	10	4	5	1	4	5	3	9	11	5	0	1	38
30 MASON, Dameron	3	5	1	2	0	0	1	3	4	0	7	1	1	0	0	15
33 GRIMM, Chris	0	1	0	0	0	0	0	0	0	2	0	0	2	0	0	6
43 AMOROSO, Ryan	2	4	1	2	0	0	1	3	4	3	5	0	1	0	0	11
TEAM							2	1	3							
Totals.....	20	53	10	30	11	18	11	22	33	19	61	17	12	4	4	200

TOTAL FG%	1st Half:	11-28	39.3%	2nd Half:	9-25	36.0%	Game:	37.7%	DEADB	
3-PL FG%	1st Half:	5-16	31.3%	2nd Half:	5-14	35.7%	Game:	33.3%	REBOUNDS	
F Throw %	1st Half:	5-7	71.4%	2nd Half:	6-11	54.5%	Game:	61.1%		5

Officials: Jim Burr, Tim Higgins, John Higgins  
 Technical fouls: #12 Louisville-None, Marquette-None.  
 Attendance: 15,817

Score by Periods	1st	2nd	Total
#12 Louisville	29	35	64
Marquette	32	29	61

## Marquette vs. DePaul Bradley Center February 20, 2005

DEPAUL 16-7, 8-4	FG	FGA	3FG	3FGA	FT	FTA	OR	DR	TOT	PF	TP	A	TO	BLK	S	MIN
03 SEALS, LeVar	3	10	0	2	0	0	4	4	8	4	6	4	0	0	1	33
45 GREER, Quemont	5	17	1	3	2	4	3	1	4	3	13	0	1	1	1	31
44 BRUMFIELD, Marlon	2	3	0	0	2	2	5	8	11	4	6	1	2	1	0	29
11 MEJIA, Sammy	2	7	0	2	2	5	1	0	1	2	6	2	1	0	0	25
33 DIENER, Drake	6	13	4	10	0	0	0	1	1	3	16	1	0	0	0	38
02 BURNS, Draeton	2	3	0	0	0	0	0	2	2	3	4	2	2	0	3	19
12 CLINKSCALES, Cliff	0	1	0	0	0	0	0	0	0	1	0	2	0	0	0	6
15 NICHOLS, Jamal	1	1	0	0	0	0	1	0	1	1	2	0	1	0	0	2
32 THOMPSON, Lorenzo	1	2	0	0	2	4	1	0	1	2	4	0	2	0	0	17
TEAM							1	1	1							
Totals.....	22	57	5	17	8	15	16	14	30	23	57	12	9	2	5	200

TOTAL FG%	1st Half:	11-24	45.8%	2nd Half:	11-33	33.3%	Game:	38.6%	DEADB	
3-PL FG%	1st Half:	2-6	33.3%	2nd Half:	3-11	27.3%	Game:	29.4%	REBOUNDS	
F Throw %	1st Half:	5-6	83.3%	2nd Half:	3-9	33.3%	Game:	53.3%		3

MARQUETTE 18-8, 6-7	FG	FGA	3FG	3FGA	FT	FTA	OR	DR	TOT	PF	TP	A	TO	BLK	S	MIN
01 TOWNSEND, Todd	3	6	0	2	2	4	0	4	4	2	8	2	2	1	1	33
20 NOVAK, Steve	6	11	4	5	6	6	0	1	1	2	22	0	2	0	0	34
35 JACKSON, Marcus	0	1	0	0	0	0	2	4	6	5	0	3	5	1	0	25
32 CHAPMAN, Joe	2	4	2	3	3	4	0	1	1	4	9	2	0	0	0	30
34 DIENER, Travis	5	9	1	5	4	6	1	2	3	3	15	7	2	0	1	36
30 MASON, Dameron	2	5	1	2	2	3	2	5	1	7	1	2	0	0	0	22
40 KINSELLA, Mike	0	0	0	0	0	0	0	2	2	0	0	0	0	0	0	5
41 BARRO, Ousmane	1	2	0	0	2	4	1	1	2	1	4	0	1	1	0	9
43 AMOROSO, Ryan	1	1	0	0	0	0	0	2	2	0	2	0	0	0	0	6
TEAM							1	4	5							
Totals.....	20	39	8	17	19	26	8	23	31	18	67	15	14	3	2	200

TOTAL FG%	1st Half:	12-23	52.2%	2nd Half:	8-16	50.0%	Game:	51.3%	DEADB	
3-PL FG%	1st Half:	6-13	46.2%	2nd Half:	2-4	50.0%	Game:	47.1%	REBOUNDS	
F Throw %	1st Half:	1-4	25.0%	2nd Half:	18-22	81.8%	Game:	73.1%		4

Officials: Tom O'Neill, Mark Whitehead, Ted Hillary  
 Technical fouls: DePaul-None, Marquette-None.  
 Attendance: 17,140

Score by Periods	1st	2nd	Total
DePaul	29	28	57
Marquette	31	36	67

## Marquette vs. #24 Cincinnati Cincinnati, Ohio February 24, 2005

MARQUETTE 18-9, 6-8	FG	FGA	3FG	3FGA	FT	FTA	OR	DR	TOT	PF	TP	A	TO	BLK	S	MIN
01 TOWNSEND, Todd	1	8	0	2	2	4	1	5	6	5	4	2	1	1	0	36
20 NOVAK, Steve	9	19	7	12	0	0	1	5	6	4	25	2	0	0	1	37
35 JACKSON, Marcus	2	3	0	0	0	2	1	3	3	4	1	0	0	0	0	23
30 MASON, Dameron	6	10	0	1	5	9	4	4	8	1	17	4	2	0	1	32
32 CHAPMAN, Joe	5	18	3	9	0	1	3	4	7	2	13	1	8	0	0	27
12 HANLEY, Rob	0	0	0	0	0	2	0	2	0	0	0	0	0	0	0	11
41 BARRO, Ousmane	0	1	0	0	1	2	2	0	2	1	1	0	1	0	0	0
43 AMOROSO, Ryan	2	9	0	1	0	3	2	5	5	4	1	1	1	0	1	18
TEAM							5	1	6							
Totals.....	25	68	10	25	8	16	23	22	45	21	68	11	14	1	4	200

TOTAL FG%	1st Half:	8-29	27.6%	2nd Half:	17-39	43.6%	Game:	36.8%	DEADB	
3-PL FG%	1st Half:	2-10	20.0%	2nd Half:	8-15	53.3%	Game:	40.0%	REBOUNDS	
F Throw %	1st Half:	3-5	60.0%	2nd Half:	5-11	45.5%	Game:	50.0%		2,1

#24 CINCINNATI 21-6, 9-4	FG	FGA	3FG	3FGA	FT	FTA	OR	DR	TOT	PF	TP	A	TO	BLK	S	MIN
14 HICKS, Eric	6	12	0	0	5	5	4	5	9	1	17	2	0	1	0	31
33 KIRKLAND, Armein	3	11	1	5	0	0	1	5	6	1	7	3	0	2	0	28
54 MAXWELL, Jason	5	9	0	0	4	6	4	6	10	3	14	1	1	2	2	34
05 WILLIAMS, Nick	4	8	3	7	5	7	0	0	0	3	16	2	1	1	0	26
21 WHITE, James	1	3	1	2	0	0	0	0	0	3	3	2	2	1	1	18
01 MOORE, Chadd	0	0	0	0	0	0	0	0	0	0	0	0	0	0	0	1
03 MEEKER, John	0	0	0	0	1	2	0	0	0	1	1	0	2	0	0	1
10 LUCAS, Jameal	0	1	0	0	6	6	1	3	4	2	6	5	1	0	0	19
13 MUHAMMAD, Jihad	3	5	2	4	1	2	0	2	2	1	9	0	2	0	1	16
45 BRIGHT, Roy	0	3	0	0	0	0	0	1	1	1	0	0	1	0	0	13
51 MURRAY, Erick	0	0	0	0	2	2	1	0	1	1	2	0	0	0	0	2
53 PATZWALD, Ryan	2	3	1	2	0	0	0	1	1	0	5	0	0	0	0	11
TEAM							1	1	2							
Totals.....	24	55	8	20	24	30	12	24	36	17	80	15	10	7	4	200

TOTAL FG%	1st Half:	14-28	50.0%	2nd Half:	10-27	37.0%	Game:	43.6%	DEADB	
3-PL FG%	1st Half:	6-11	54.5%	2nd Half:	2-9	22.2%	Game:	40.0%	REBOUNDS	
F Throw %	1st Half:	4-5	80.0%	2nd Half:	20-25	80.0%	Game:	80.0%		2,2

Officials: Jim Burr, Steve Olson, Tim Higgins  
 Technical fouls: Marquette-None, Cincinnati-None.  
 Attendance: 13,176

Score by Periods	1st	2nd	Total
Marquette	21	47	68
#24 Cincinnati	38	42	80

## Marquette vs. Houston Bradley Center March 2, 2005

HOUSTON 18-11, 9-6	FG	FGA	3FG	3FGA	FT	FTA	OR	DR	TOT	PF	TP	A	TO	BLK	S	MIN
25 DYER, Ramon	1	7	1	5	0	0	1	1	2	5	3	0	0	1	1	21
5 de RANDAMIE, Sergio	0	1	0	0	0	0	1	0	1	0	0	0	0	0	0	3
11 LATHAM, Brian	1	8	0	3	0	0	0	3	0	3	1	2	2	1	0	23
20 OWENS, Andre	8	18	0	14	3	4	1	3								





# 2004-05 Box Scores

## Marquette vs. Saint Louis Bradley Center March 5, 2005

### SAINT LOUIS 9-20, 6-10

#	PLAYER	FG	FGA	3FG	3FGA	FT	FTA	OR	DR	TOT	PF	TP	A	TO	BLK	S	MIN
30	OHANON, Izik	4	6	0	0	1	2	0	1	1	3	9	1	2	0	0	23
15	VOUYOUKAS, Ian	5	6	0	0	0	1	3	4	2	10	1	2	2	0	28	
00	POLK, Dwayne	2	5	2	4	5	6	0	8	8	0	11	6	0	0	1	38
20	DREJAJ, Anthony	4	12	3	6	2	2	0	5	5	1	13	4	1	0	0	34
21	BRYANT, Reggie	3	9	2	5	0	0	1	4	5	2	8	3	4	0	1	31
23	JOHNSON, Justin	0	1	0	0	0	0	0	0	0	0	0	0	0	0	1	3
3	BROWN, Danny	0	1	0	1	0	0	0	2	2	1	0	1	2	0	0	13
32	MEYER, Luke	0	0	0	0	0	0	0	0	0	0	1	0	0	0	1	5
33	NEWBORNE, Vas'Shun	0	3	0	2	0	0	0	1	1	0	0	0	0	0	2	25
TEAM																	
Totals.....		18	43	7	18	8	10	5	24	29	10	51	16	12	2	7	200

TOTAL FG%	1st Half: 6-23 26.1%	2nd Half: 12-20 60.0%	Game: 41.9%	DEADBALL
3-PL FG%	1st Half: 2-11 18.2%	2nd Half: 5-7 71.4%	Game: 38.9%	REBOUNDS
F Throw %	1st Half: 0-0 0.0%	2nd Half: 8-10 80.0%	Game: 80.0%	1.2

### MARQUETTE 19-10, 7-9

#	PLAYER	FG	FGA	3FG	3FGA	FT	FTA	OR	DR	TOT	PF	TP	A	TO	BLK	S	MIN
01	TOWNSEND, Todd	3	10	0	4	2	2	5	7	4	8	1	1	1	1	1	39
20	NOVAK, Steve	4	8	2	4	0	0	0	3	3	3	1	10	0	2	0	26
35	JACKSON, Marcus	2	4	0	0	0	0	2	6	8	2	4	2	1	0	1	28
30	MASON, Dameon	1	12	1	4	0	0	2	1	3	2	3	3	4	0	1	32
32	CHAPMAN, Joe	4	13	0	7	0	2	1	3	4	2	8	0	2	0	2	37
12	HANLEY, Rob	0	1	0	1	0	0	0	0	0	1	0	1	0	0	12	
41	BARRO, Ousmane	1	1	0	0	0	0	0	2	2	0	2	0	1	0	0	5
43	AMOROSO, Ryan	2	4	0	1	0	0	2	2	2	4	1	0	0	0	0	21
TEAM																	
Totals.....		17	53	3	21	2	4	10	21	31	14	39	8	12	1	5	200

TOTAL FG%	1st Half: 8-23 34.8%	2nd Half: 9-30 30.0%	Game: 32.1%	DEADBALL
3-PL FG%	1st Half: 1-9 11.1%	2nd Half: 2-12 16.7%	Game: 14.3%	REBOUNDS
F Throw %	1st Half: 2-4 50.0%	2nd Half: 0-0 0.0%	Game: 50.0%	2

Officials: Tom Harrington, Steve Pyatt, James Breeding  
 Technical fouls: Saint Louis-None, Marquette-None.  
 Attendance: 15,105

<b>Score by Periods</b>	1st	2nd	Total
Saint Louis	14	37	51
Marquette	19	20	39

## 2005 National Invitation Tournament (NIT) presented by Jordan - First Round Marquette vs. Western Michigan Bradley Center March 14, 2005

### WESTERN MICHIGAN 20-12

#	PLAYER	FG	FGA	3FG	3FGA	FT	FTA	OR	DR	TOT	PF	TP	A	TO	BLK	S	MIN
34	ROST, Levi	7	17	3	10	1	2	2	5	7	3	18	1	2	0	1	33
42	REITZ, Joe	2	5	0	0	2	3	4	5	9	2	6	0	0	0	1	30
12	WILLIS, Rickey	1	5	0	2	5	8	1	1	2	3	7	4	2	0	5	32
3	SNIDER, Brian	3	4	2	3	3	4	2	5	7	1	11	2	2	1	1	36
33	REED, Ben	1	7	0	5	4	5	0	4	4	2	6	1	1	0	0	24
2	LAKU, Silver	1	3	0	2	0	0	0	1	1	0	2	0	0	0	0	12
22	HESS, Dan	0	1	0	0	0	0	0	0	0	0	0	0	0	0	0	7
23	BUFFORD, Stane's	2	4	0	0	0	0	2	2	4	2	4	1	4	0	2	16
43	BRONSON, Jeff	0	0	0	0	0	0	0	1	1	0	0	0	0	0	0	10
TEAM																	
Totals.....		17	46	5	22	15	22	11	26	37	14	54	9	11	1	10	200

TOTAL FG%	1st Half: 10-26 38.5%	2nd Half: 7-20 35.0%	Game: 37.0%	DEADBALL
3-PL FG%	1st Half: 3-14 21.4%	2nd Half: 2-8 25.0%	Game: 22.7%	REBOUNDS
F Throw %	1st Half: 4-5 80.0%	2nd Half: 11-16 68.8%	Game: 66.2%	4

### MARQUETTE 19-12

#	PLAYER	FG	FGA	3FG	3FGA	FT	FTA	OR	DR	TOT	PF	TP	A	TO	BLK	S	MIN
01	TOWNSEND, Todd	4	10	0	5	0	3	4	3	7	4	8	3	2	1	0	37
20	NOVAK, Steve	1	9	1	6	0	0	1	1	2	4	3	1	2	0	2	33
35	JACKSON, Marcus	1	1	0	0	0	1	5	6	11	2	2	0	1	1	0	24
30	MASON, Dameon	6	17	0	3	2	5	2	6	8	2	14	0	4	0	3	32
32	CHAPMAN, Joe	1	9	0	5	1	1	1	1	2	2	3	2	2	0	0	32
12	HANLEY, Rob	0	2	0	1	0	0	1	1	0	0	0	0	0	0	3	16
40	KINSELLA, Mike	2	5	0	0	2	2	1	1	2	1	6	0	0	0	1	10
43	AMOROSO, Ryan	1	3	0	1	2	2	0	1	1	0	4	0	0	0	0	16
TEAM																	
Totals.....		16	56	1	21	7	14	17	21	38	15	40	9	13	3	8	200

TOTAL FG%	1st Half: 9-25 36.0%	2nd Half: 7-31 22.6%	Game: 28.6%	DEADBALL
3-PL FG%	1st Half: 1-9 11.1%	2nd Half: 0-12 0.0%	Game: 4.8%	REBOUNDS
F Throw %	1st Half: 4-7 57.1%	2nd Half: 3-7 42.9%	Game: 50.0%	4

Officials: Timothy Nestor, Roger Ayers, Emanuel Upton  
 Technical fouls: Western Michigan-None, Marquette-None.  
 Attendance: 3,181

<b>Score by Periods</b>	1st	2nd	Total
Western Michigan	27	27	54
Marquette	23	17	40

## 2005 Kelly Tires Conference USA Tournament - Opening Round #9 Marquette vs. #8 TCU Memphis, Tennessee - FedExForum March 9, 2005

### MARQUETTE 19-11

#	PLAYER	FG	FGA	3FG	3FGA	FT	FTA	OR	DR	TOT	PF	TP	A	TO	BLK	S	MIN
01	TOWNSEND, Todd	4	13	1	4	5	6	3	5	8	1	14	1	2	0	0	37
20	NOVAK, Steve	5	8	4	5	2	2	1	5	6	4	16	0	4	0	1	38
35	JACKSON, Marcus	0	2	0	0	0	2	6	10	16	2	0	5	5	3	0	39
30	MASON, Dameon	5	10	0	0	2	4	0	3	3	0	12	3	2	0	0	36
32	CHAPMAN, Joe	4	8	1	4	1	2	1	2	5	10	1	5	0	0	0	34
12	HANLEY, Rob	0	2	0	0	0	0	0	1	1	4	0	2	3	0	0	25
40	KINSELLA, Mike	1	2	0	0	0	0	0	0	0	0	1	2	0	0	0	8
43	AMOROSO, Ryan	1	1	1	1	0	0	1	1	2	1	3	0	2	0	0	8
TEAM																	
Totals.....		20	46	7	14	10	16	12	31	43	18	57	12	23	3	1	225

TOTAL FG%	1st Half: 9-23 39.1%	2nd Half: 9-20 45.0%	Game: 43.5%	DEADBALL
3-PL FG%	1st Half: 5-10 50.0%	2nd Half: 2-4 50.0%	Game: 50.0%	REBOUNDS
F Throw %	1st Half: 5-6 83.3%	2nd Half: 2-4 50.0%	Game: 62.5%	1.2

### TCU 19-12

#	PLAYER	FG	FGA	3FG	3FGA	FT	FTA	OR	DR	TOT	PF	TP	A	TO	BLK	S	MIN
32	SLOAN, Marcus	2	2	0	0	0	0	3	2	5	1	4	1	0	0	0	27
12	IBIKUNLE, Femi	3	7	0	0	0	0	0	3	2	5	4	6	0	0	0	22
03	SANTEE, Corey	3	17	2	13	0	0	0	3	3	0	8	5	1	0	2	41
04	MURRY, Nite	3	16	2	8	4	4	1	3	4	4	12	4	1	0	1	37
10	SHROPSHIRE, Marcus	2	7	2	6	2	2	0	1	1	3	8	4	0	0	3	36
02	REESE-HACKETT, Brent	2	5	2	3	1	2	1	0	1	0	7	1	0	0	0	16
05	OWENS, Neiman	1	1	0	0	0	0	0	0	0	1	2	0	0	0	0	4
15	STUBBS, Judson	1	3	0	0	0	1	0	1	1	3	2	0	1	0	0	11
21	CURTIS, Aaron	4	8	0	1	3	4	2	3	5	2	11	0	3	0	4	29
23	ADAMS, Blake	0	1	0	1	0	0	0	0	0	0	0	0	0	0	0	2
TEAM																	
Totals.....		21	67	8	32	10	13	12	18	30	18	60	15	6	0	17	225


TOTAL FG%	1st Half: 14-26 53.8%	2nd Half: 5-33 15.2%	Game: 31.3%	DEADBALL
3-PL FG%	1st Half: 6-14 42.9%	2nd Half: 1-4 25.0%	Game: 25.0%	REBOUNDS
F Throw %	1st Half: 0-0 0.0%	2nd Half: 5-7 71.4%	Game: 76.9%	4.1

Officials: Scott Thornley, Dave Hall, Steve Olson  
 Technical fouls: Marquette-None, TCU-None.  
 Attendance:

<b>Score by Periods</b>	1st	2nd	OT	Total
Marquette	28	22	7	57
TCU				

# MARQUETTE

BASKETBALL



2005-06

# OPPONENTS



## CINCINNATI

January 7 @ 11 a.m.  
Bradley Center - Milwaukee



Andy Kennedy



Eric Hicks

**Location:** Cincinnati, Ohio  
**Founded:** 1819  
**Enrollment:** 34,000  
**Nickname:** Bearcats  
**Colors:** Red and Black  
**President:** Dr. Nancy L. Zimpher  
**Athletic Director:** Bob Goin  
**Conference:** BIG EAST  
**Home Court (Capacity):** Fifth Third Arena (13,176)  
**Press Row Phone:** (513) 556-3800

### Coaching Staff

**Head Coach:** Andy Kennedy  
**Career Record (Years):** First year  
**Team Record (Years):** First year  
**Assistant Coaches:** Frank Martin, Keith LeGree  
**Basketball Office Phone:** (513) 556-5847

### Basketball Information

**2004-05 Record:** 25-8  
**Conference Record (Place):** 12-4 (T2)  
**Letterwinners Returning/Lost:** 6/7  
**Starters Returning/Lost:** 3/2  
**Series Record:** Cincinnati leads 23-15  
**Last Meeting:** Feb. 24, 2005 (CIN 80-68)

### Media Relations Information

**Men's Basketball Contact:** Tom Hathaway  
**Office Phone:** (513) 556-5191  
**Home Phone:** (513) 385-2728  
**FAX Number:** (513) 556-0619  
**E-mail Address:** tom.hathaway@uc.edu  
**Website Address:** www.ucbearcats.com

### Roster

No.	Name	Pos.	Ht.	Yr.	Hometown
1	Chad Moore	G	6-2	Sr.	Huntsville, Ala.
2	Domonick Tilford	G	5-11	Fr.	Louisville, Ky.
3	Devan Downey	G	5-10	Fr.	Chester, S.C.
10	Patrick Watt	G	5-10	Fr.	Cincinnati, Ohio
13	Jihad Muhammad	G	5-11	Sr.	Plainfield, N.J.
14	Eric Hicks	F	6-6	Sr.	Greensboro, N.C.
20	Branden Miller	G	6-4	Fr.	Cincinnati, Ohio
21	James White	F	6-7	Sr.	Kensington, Md.
30	Cedric McGowan	F	6-7	Jr.	Miami, Fla.
32	DeAndre Coleman	F	6-6	Fr.	Stone Mountain, Ga.
33	Armein Kirkland	G/F	6-8	Sr.	Tyler, Texas
51	Erick Murray	F	6-5	Jr.	Westerville, Ohio
53	Ryan Patzward	G	5-11	So.	Cincinnati, Ohio
54	Abdul Herrera	C	6-10	Fr.	Miami, Fla.

## CONNECTICUT

January 3 @ 7 p.m.  
Bradley Center - Milwaukee



Jim Calhoun



Rudy Gay

**Location:** Storrs, CT  
**Founded:** 1881  
**Enrollment:** 27,579  
**Nickname:** Huskies, UConn  
**Colors:** Navy and White  
**President:** Dr. Philip E. Austin  
**Athletic Director:** Jeffrey Hathaway  
**Conference:** BIG EAST  
**Home Court (Capacity):** Hartford Civic Center (16,294)  
**Press Row Phone:** N/A

### Coaching Staff

**Head Coach:** Jim Calhoun  
**Career Record (Years):** 703-310 (33 yrs.)  
**Team Record (Years):** 455-173 (19 yrs.)  
**Assistant Coaches:** Tom Moore, George Blaney, Andre LaFleur  
**Basketball Office Phone:** (860) 486-2720

### Basketball Information

**2004-05 Record:** 23-8  
**Conference Record (Place):** 13-3 (1)  
**Letterwinners Returning/Lost:** 7/4  
**Starters Returning/Lost:** 4/1  
**Series Record:** First Meeting  
**Last Meeting:** N/A

### Media Relations Information

**Men's Basketball Contact:** Kyle Muncy  
**Office Phone:** (860) 486-3531  
**Home Phone:** (860) 267-7792  
**FAX Number:** (860) 486-5085  
**E-mail Address:** kyle.muncy@uconn.edu  
**Website Address:** www.UConnHuskies.com

### Roster

No.	Name	Pos.	Ht.	Yr.	Hometown
1	Marcus Johnson	F/G	6-6	Fr.	Los Angeles, Calif.
4	Jeff Adrien	F	6-6	Fr.	Brookline, Mass.
5	Marcus Williams	G	6-3	Jr.	Los Angeles, Calif.
11	Hilton Armstrong	F/C	6-11	Sr.	Peekskill, N.Y.
12	A.J. Price	G	6-2	Fr.	Amityville, N.Y.
21	Josh Boone	F/C	6-10	Jr.	Mt. Airy Md.
22	Rudy Gay	F	6-9	So.	Baltimore, Md.
24	Craig Austrie	G	6-3	Fr.	Stamford, Conn.
31	Rashad Anderson	G/F	6-5	Sr.	Lakeland, Fla.
32	Ed Nelson	F	6-8	Sr.	Fort Lauderdale, Fla.
33	Denham Brown	F	6-6	Sr.	Toronto, Canada

## DELAWARE STATE

December 22 @ 7 p.m.  
Bradley Center - Milwaukee



Greg Jackson



Jahsha Bluntt

**Location:** Dover, Del.  
**Founded:** 1891  
**Enrollment:** 3,300  
**Nickname:** Hornets  
**Colors:** Columbia Blue and Red  
**President:** Dr. Allen L. Sessoms  
**Athletic Dir.:** Chuck Bell  
**Conference:** Mid-Eastern Conference  
**Home Court (Cap.):** Memorial Hall (2,200)  
**Press Row Phone:** (302) 730-5236

### Coaching Staff

**Head Coach:** Greg Jackson  
**Career Record (Years):** 239-145 (14 yrs.)  
**Team Record (Years):** 79-69 (5 yrs.)  
**Assistant Coaches:** Jarrell Wilkerson, Keith Walker, Arthur Tyson  
**Basketball Office Phone:** (302) 857-7559

### Basketball Information

**2004-05 Record:** 19-14  
**Conference Record (Place):** 14-4 (1)  
**Letterwinners R/L:** 8/3  
**Starters R/L:** 3/2  
**Series Record:** Marquette leads 2-0  
**Last Meeting:** Dec. 1, 2004 (MARQ 66-60)

### Media Relations Information

**Men's Basketball Contact:** Dennis Jones  
**Office Phone:** (302) 857-6068  
**Home Phone:** N/A  
**FAX Number:** (302) 857-6069  
**E-mail address:** djones@desu.edu  
**Website:** www.desu.edu/athletics

### Roster

No.	Name	Pos.	Ht.	Yr.	Hometown
0	Darrin Shine	G	5-10	Jr.	Augusta, Ga.
4	Phillip Brown	G	6-3	Fr.	Aberdeen Md.
5	Elyon Bush	G/F	6-5	Jr.	Frederick, Md.
13	Caheem Broadus	G	6-2	Sr.	Brooklyn, N.Y.
20	Alain Walker	G	5-9	So.	Augusta, Ga.
21	Marcus Johnson	F	6-7	Jr.	Mitchellville, Md.
22	Melvin Smith	G	6-1	Fr.	Burlington, NJ
23	Tracey Worley	G	6-4	So.	Philadelphia, Pa.
32	Quincy Marshall	G	5-10	So.	Philadelphia, Pa.
33	Jahsha Bluntt	G	6-6	Jr.	Los Angeles, Calif.
34	Aaron Fleetwood	F	6-9	Jr.	Raleigh, N.C.
35	Joe Dickens	G/F	6-7	Jr.	Baltimore, Md.
42	Troy Roundtree	F	6-5	Jr.	Philadelphia, Pa.
44	Rocky Miji	G/F	6-5	Sr.	Washington, D.C.
55	Frisco Sandigbe	F	6-6	Fr.	Lynchburg, Va.





## DEPAUL

Jan. 17 @ 7:30 p.m.-Allstate Arena-Chicago, Ill.  
Jan. 25 @ 7 p.m. -Bradley Center - Milwaukee



**Jerry Wainwright**



**Marlon Brumfield**

## GEORGETOWN

February 16 @ 8 p.m.  
Bradley Center - Milwaukee



**John Thompson III**




**Jeff Green**

## IUPUI

Pepsi Blue & Gold Classic  
November 19 @ 5:30 or 8 p.m.  
Bradley Center - Milwaukee



**Ron Hunter**



**Brandon Cole**

**Location:** Chicago, Ill  
**Founded:** 1898  
**Enrollment:** 24,300  
**Nickname:** Blue Demons  
**Colors:** Royal Blue and Scarlet  
**President:** Rev. Dennis H. Holtschneider; C.M.  
**Athletic Director:** Jean Lenti Ponsetto  
**Conference:** BIG EAST  
**Home Court (Capacity):** Allstate Arena (17,500)  
**Press Row Phone:** (847) 296-6999

### Coaching Staff

**Head Coach:** Jerry Wainwright  
**Career Record (Years):** 186-144 ( 11 yrs.)  
**Team Record (Years):** 0-0 (First Season)  
**Assistant Coaches:** Gary DeCesare, Ramon Williams, Scott Wainwright  
**Basketball Office Phone:** (773) 325-7521

### Basketball Information

**2004-05 Record:** 20-11  
**Conference Record (Place):** 12-4 (T1)  
**Letterwinners Returning/Lost:** 7/5  
**Starters Returning/Lost:** 2/3  
**Series Record:** Marquette Leads 59-42  
**Last Meeting:** Feb. 20, 2005 (MARQ 67-57)

### Media Relations Information

**Men's Basketball Contact:** Scott Reed  
**Office Phone:** (773) 325-7525  
**Home Phone:** (773) 338-5898  
**FAX Number:** (773)325-7531  
**E-mail Address:** sreedi1@depaul.edu  
**Website Address:** www.depaubluedemons.com

### Roster

No.	Name	Pos.	Ht.	Yr.	Hometown
0	Rashad Woods	F	6-6	Fr.	Westbury, Texas
1	Jabari Currie	G	6-4	Fr.	Detroit, Mich.
3	Draelon Burns	G	6-4	So.	Milwaukee, Wis.
4	Wesley Green	C	6-9	So.	Eustis, Fla.
5	Karron Clarke	F	6-6	So.	Brooklyn, N.Y.
11	Sammy Mejia	G	6-6	Jr.	Bronx, N.Y.
12	Cliff Clinkscales	G	6-1	So.	Queens, N.Y.
13	Drew Gladstone	F	6-5	Fr.	Queens, N.Y.
20	Noah Craigwell	G	6-4	Jr.	Dorchester, Mass.
21	Marcus Heard	F	6-7	Jr.	Springfield, Ill.
22	Wilson Chandler	F	6-7	Fr.	Benton Harbor, Mich.
32	Lorenzo Thompson	F/C	6-8	Jr.	Chicago, Ill.
40	Keith Butler	C	7-1	Sr.	West Medford, Mass.
44	Marlon Brumfield	C	6-9	Sr.	Chicago, Ill.

**Location:** Washinton D.C.  
**Founded:** 1789  
**Enrollment:** 12,290  
**Nickname:** Hoyas  
**Colors:** Blue and Grey  
**President:** John J. DeGioia  
**Athletic Dir.:** Bernard Muir  
**Conference:** BIG EAST  
**Home Court (Cap.):** MCI Center (20,600)  
**Press Row Phone:** (202) 628-3200

### Coaching Staff

**Head Coach:** John Thompson III  
**Career Record (Years):** 87-55 (5 yrs.)  
**Team Record (Years):** 19-13 (1 year.)  
**Assistant Coaches:** Robert Burke, Kevin Broadus Sydney Johnson  
**Basketball Office Phone:** (202) 687-2492

### Basketball Information

**2004-05 Record:** 19-13  
**Conference Record (Place):** 8-8 (7)  
**Letterwinners R/L:** 12/1  
**Starters R/L:** 5/0  
**Series Record:** Tied, 1-1  
**Last Meeting:** Dec. 27, 1971 (MARQ 88-44)

### Media Relations Information

**Men's Basketball Contact:** Bill Shapland  
**Office Phone:** (202) 687-2492  
**Cell Phone:** (703) 521-5535  
**FAX Number:** (202) 687-24910  
**E-mail address:** shaplanw@georgetown.edu  
**Website:** www.guhoyas.com

### Roster

No.	Name	Pos.	Ht.	Yr.	Hometown
0	Ashanti Cook	G	6-2	Sr.	Inglewood, Calif.
1	Brandon Bowman	F	6-8.5	Sr.	Santa Monica, Calif.
2	Jonathon Wallace	G	6-1	So.	Harvest, Ala.
4	Kenny Izzo	F	6-8	Jr.	Chicago, Ill.
20	Darrell Owens	F/G	6-6.5	Gs.	Napoleonville, La.
21	Jesse Sapp	G	6-3	Fr.	New York, N.Y.
22	Tyler Crawford	G/F	6-4	So.	Stauton, Va.
23	Josh Throton	G	6-4	Fr.	Camden, Del.
24	Octavius Spann	F	6-7	Fr.	College Park, Ga.
32	Jeff Green	F	6-8.5	So.	Hyattsville, Md.
34	Marc Egerson	F	6-5	Fr.	Newark, Del.
40	Ryan Beal	G	6-5	Sr.	Coral Gables, Fla.
44	Amadou Kilkenny-Diaw	F	6-8	Sr.	Washington D.C.
52	Sead Dizdarevic	F	6-8	Jr.	Serbia & Montenegro

**Location:** Indianapolis, Ind.  
**Founded:** 1969  
**Enrollment:** 28,453  
**Nickname:** Jaguars  
**Colors:** Red, Black and Gold  
**President:** Charles R. Bantz  
**Athletic Director:** Michael Moore  
**Conference:** Mid-Continent  
**Home Court (Cap.):** IUPUI Gymnasium (2,000)  
**Press Row Phone:** (317) 274-4558

### Coaching Staff

**Head Coach:** Ron Hunter  
**Career Record (Years):** 173-148 (11 yrs.)  
**Team Record (Years):** 173-148 (11 yrs.)  
**Assistant Coaches:** Todd Howard, Joseph Price Terrence Littlefield  
**Basketball Office Phone:** (317) 278-5247

### Basketball Information

**2004-05 Record:** 16-13  
**Conference Record (Place):** 9-7 (4)  
**Letterwinners R/L:** 9/5  
**Series Record:** First Meeting  
**Last Meeting:** N/A

### Media Relations Information

**Men's Basketball Contact:** Ed Holdaway  
**Office Phone:** (317) 274-2725  
**Home Phone:** (317) 908-2645  
**FAX Number:** (317) 278-2683  
**E-mail address:** edholdawa@iupui.edu  
**Website:** www.iupui.edu/~jasport

### Roster

No.	Name	Pos.	Ht.	Yr.	Hometown
1	Matt Burks	G	6-4	Jr.	Dubuque, Iowa
2	Gary Patterson	G	5-10	So.	East Chicago, Ind.
3	George Hill	G	6-2	So.	Indianapolis, Ind.
4	Craig Swoope	F	6-5	Fr.	Fr. Pierce, Fla.
5	Maushae Byles	F	6-5	Fr.	Racine, Wis.
10	David Barlow	G	5-11	Jr.	Indianapolis, Ind.
11	Chris Scott	G	5-9	Sr.	Trotwood, Ont.
12	Michael Vavrek	C	6-9	Sr.	Banska Bystrica, Slovakia
20	Troy Shanks	G	6-4	Sr.	Delphi, Ind.
21	Steven Gambles	F	6-4	Fr.	Indianapolis, Ind.
22	Blair Crawford	G	6-2	Sr.	Kokomo, Ind.
24	Dean Hadley	G	6-6	Fr.	Los Angeles, Calif.
30	Brandon Cole	F	6-6	Sr.	Indianapolis, Ind.
31	Jeremy Holland	F	6-8	Fr.	Austin, Ind.
32	Drew Conner	F	6-5	So.	Kokomo, Ind.
33	Austin Montgomery	G	6-5	Jr.	Indianapolis, Ind.
40	Angelo Smith	F	6-9	Jr.	Indianapolis, Ind.
44	Bill Van Sensus	C	7-0	So.	Valparaiso, Ind.
45	Brandon Carmeron	G	6-0	Jr.	Gary, Ind.





## LEWIS

**December 28 @ 7 p.m.**  
**Bradley Center - Milwaukee**



**Kyle Green**



**Pat Monaghan**

**Location:** Romeoville, Ill.  
**Founded:** 1932  
**Enrollment:** 5,100  
**Nickname:** Flyers  
**Colors:** Red and White  
**President:** Brother James Gaffney, FSC  
**Athletic Director:** Paul Zakowski  
**Conference:** Great Lakes Valley  
**Home Court (Cap.):** Neil Carey Arena (855)  
**Press Row Phone:**

### Coaching Staff

**Head Coach:** Kyle Green  
**Career Record (Years):** 20-34 (2 yrs.)  
**Team Record (Years):** 20-34 (2 yrs.)  
**Assistant Coaches:** Ben Wierzba, Harley Piercy  
**Basketball Office Phone:** (815) 836-5443

### Basketball Information

**2004-05 Record:** 10-17  
**Conference Record (Place):** 5-15 (T9)  
**Letterwinners R/L:** 6/7  
**Starters R/L:** 3/2  
**Series Record:** First Meeting  
**Last Meeting:** N/A

### Media Relations Information

**Men's Basketball Contact:** Mickey Smith  
**Office Phone:** (815) 836-5248  
**Home Phone:** (815) 730-0485  
**FAX Number:** (815) 836-5170  
**E-mail address:** smithmh@lewis.edu  
**Website:** www.LewisFlyers.com

### Roster

No.	Name	Pos.	Ht.	Yr.	Hometown
4	Matt Bogue	G	6-3	Jr.	Westmont, Ill.
5	Adam Hickerson	G	6-1	Fr.	Tinley Park, Ill.
12	Brandon Hunter	G	6-3	RS So.	Silvis, Ill.
14	Pat Monaghan	G	6-2	Sr.	Hoffman Estates, Ill.
20	Ryan Sharp	G	6-2	Fr.	Plainfield, Ill.
22	Brian Carter	P	6-3	Sr.	Bolingbrook, Ill.
23	Kendall Patterson	G	6-2	RS So.	Chicago, Ill.
24	Brandon Dagens	G	6-1	Fr.	Harvey, Ill.
30	Bruno Marion	P	6-6	Sr.	Brussels, Belgium
32	Marcus Scott	F	6-4	Fr.	Maywood, Ill.
33	Stephan Bolt	F	6-6	So.	Downers Grove, Ill.
40	John Loeffelholz	P	6-7	RS Sr.	Dubuque, Iowa
42	Dan Lewis	F	6-6	So.	Darien, Ill.
44	Dustin Warfield	P	6-6	So.	Peoria, Ill.
45	Clinton Joshua	F	6-7	Jr.	St. John's, Antigua



## LOUISVILLE

**March 1 @ 6 p.m.**  
**Freedom Hall - Louisville, Ky.**



**Rick Pitino**



**Taquan Dean**

**Location:** Louisville, Ky.  
**Founded:** 1798  
**Enrollment:** 21,000  
**Nickname:** Cardinals  
**Colors:** Red and Black  
**President:** Dr. James Ramsey  
**Athletic Director:** Tom Jurich  
**Conference:** BIG EAST  
**Home Court (Cap.):** Freedom Hall (18,865)  
**Press Row Phone:** (502) 852-5567

### Coaching Staff

**Head Coach:** Rick Pitino  
**Career Record (Years):** 449-159 (19 yrs.)  
**Team Record (Years):** 97-35 (4 yrs.)  
**Assistant Coaches:** Kevin Willard, Marvin Menzies, Steve Masiello  
**Basketball Office Phone:** (502) 852-6581

### Basketball Information

**2004-05 Record:** 33-5  
**Conference Record (Place):** 14-2 (1)  
**Letterwinners R/L:** 7/5  
**Starters R/L:** 2/3  
**Series Record:** Louisville Leads 33-23  
**Last Meeting:** Feb. 17, 2005 (LOU 64-61)

### Media Relations Information

**Men's Basketball Contact:** Kenny Klein  
**Office Phone:** (502) 852-6581  
**Home Phone:** (502) 636-3555  
**FAX Number:** (502) 852-7401  
**E-mail address:** kenny.klein@louisville.edu  
**Website:** www.uoflsports.com

### Roster

No.	Name	Pos.	Ht.	Yr.	Hometown
1	Terrence Williams	6-6	F	Fr.	Seattle, Wash.
3	Juan Palacios	6-8	F	So.	Medellin, Colombia
4	David Padgett	6-11	F/C	So.	Reno, Nev.
5	Taquan Dean	6-3	G	Sr.	Red Bank, N.J.
11	Brandon Jenkins	6-3	G	Jr.	Detroit, Mich.
12	Brad Gianiny	6-1	G	Jr.	Alpharetta, Ga.
15	Perrin Johnson	6-5	G/F	Jr.	Claremont, Ca.
21	Chris Current	6-4	G	Jr.	Frankfort, Ky.
22	Chad Millard	6-8	F	Fr.	Goffstown, N.H.
23	Bryan Harvey	6-4	G	Fr.	Compton, Ca.
30	Jonathan Huffman	7-0	C	Fr.	Birmingham, Ala.
33	Andre McGee	5-11	G	Fr.	Moreno Valley, Calif.
43	Terrance Farley	6-10	C	So.	Louisville, Ky.



## NEBRASKA

**November 30 @ 7 p.m.**  
**Devaney Center - Lincoln, Neb.**



**Barry Collier**



**Joe McCray**

**Location:** Lincoln, Neb.  
**Founded:** 1869  
**Enrollment:** 22,000  
**Nickname:** Cornhuskers, Huskers  
**Colors:** Scarlet and Cream  
**Chancellor:** Harvey S. Pearlman, J.D.  
**Athletic Director:** Steve Pederson  
**Conference:** BIG XII  
**Home Court (Cap.):** Bob Devaney Sports Center (13,595)  
**Press Row Phone:** (402) 472-2279

### Coaching Staff

**Head Coach:** Barry Collier  
**Career Record (Years):** 266-209 (16 yrs.)  
**Team Record (Years):** 70-77 (5 yrs.)  
**Assistant Coaches:** Scott Spinelli, Doug Novsek, Jerome Francis  
**Basketball Office Phone:** (402) 472-2265

### Basketball Information

**2004-05 Record:** 14-14  
**Conference Record (Place):** 7-9 (T8)  
**Letterwinners R/L:** 7/4  
**Starters R/L:** 2/3  
**Series Record:** Marquette leads 4-3  
**Last Meeting:** Dec. 21, 2004 (MARQ 83-68)

### Media Relations Information

**Men's Basketball Contact:** Jerry Trickie  
**Office Phone:** (402) 472-7779  
**Cell Phone:** (402) 540-0269  
**FAX Number:** (402) 472-2005  
**E-mail address:** jtrickie@huskers.com  
**Website:** www.huskers.com

### Roster

No.	Name	Pos.	Ht.	Yr.	Hometown
00	B.J. Walker	F	6-9	Jr.	Cincinnati, Ohio
1	Jason Dourisseau	G	6-6	Sr.	Omaha, Neb.
2	Joe McCray	G	6-5	So.	Fort Lauderdale, Fla.
3	Charles Richardson Jr	G	5-9	Jr.	Maywood, Ill.
4	Marcus Perry	G	6-2	Jr.	Anniston, Ala.
10	Marcus Walker	G	6-2	Fr.	Kansas City, Mo.
11	Wes Wilkinson	F	6-10	Sr.	Grand Island, Neb.
15	Bronsen Schliep	F	6-8	Sr.	Fairfield, Neb.
21	Aleks Maric	C	6-11	So.	Sydney, Australia
23	Mike Smith	G	6-2	Fr.	Bronx, N.Y.
25	Paul Velander	G	6-2	RFr.	Blacksburg, Va.
31	Jamel White	G	6-3	Fr.	Brooklyn, N.Y.
32	Chris Balham	F	6-8	Fr.	Lenexa, Kan.
34	Jim Ledson	F	6-9	RFr.	Severna Park, Md.







## OAKLAND

December 19 @ 5:30 p.m.  
Bradley Center - Milwaukee



Greg Kampe




Brandon Cassise

## NOTRE DAME

Jan. 20 @ 8 p.m. - Bradley Center - Milwaukee  
Feb. 25 @ 5 p.m. - Joyce Center - Notre Dame, Ind.



Mike Brey



Chris Quinn

## PITTSBURGH

Jan. 28 @ 11 a.m. - Peterson Center - Pittsburgh, Pa.  
Feb. 18 @ 8 p.m. - Bradley Center - Milwaukee



Jamie Dixon



Antonio Graves

**Location:** Rochester, Mich.  
**Founded:** 1857  
**Enrollment:** 16,902  
**Nickname:** Golden Grizzlies  
**Colors:** Gold and Black  
**President:** Dr. Gary D. Russi  
**Athletic Director:** Jack Mehl  
**Conference:** Mid-Continent  
**Home Court (Cap.):** Athletics Center O'Rena (4,000)  
**Press Row Phone:** (248) 370-4005

### Coaching Staff

**Head Coach:** Greg Kampe  
**Career Record (Years):** 349-255 (21 yrs.)  
**Team Record (Years):** 349-255 (21 yrs.)  
**Assistant Coaches:** Jeff Smith, Devon Smith, Jon Borovich  
**Basketball Office Phone:** (248) 370-4005

### Basketball Information

**2004-05 Record:** 13-9  
**Conference Record (Place):** 7-9 (T5)  
**Letterwinners R/L:** 5/6  
**Starters R/L:** 2/3  
**Series Record:** Marquette leads 1-0  
**Last Meeting:** Nov. 27, 2004 (MARQ 95-87)

### Media Relations Information

**Men's Basketball Contact:** Phil Hess  
**Office Phone:** (248) 370-4008  
**Home Phone:** (248) 652-4678  
**FAX Number:** (248) 370-4056  
**E-mail address:** hess@oakland.edu  
**Website:** www.ougrizzlies.com

### Roster

No.	Name	Pos.	Ht.	Yr.	Hometown
1	Derick Nelson	F	6-5	Fr.	Lansing, Mich.
2	Ricky Bieszki	G	6-2	Fr.	Shelby Township, Mich.
3	Calvin Wooten	G	6-1	Jr.	Detroit, Mich.
4	B-Jay Walker	G	5-8	Fr.	Lathrup Village, Mich.
11	Keith MacKenzie	G	6-2	Fr.	Macomb Township, Mich.
12	Brandon Cassise	G	6-3	So.	Walled Lake, Mich.
15	Rick Billings	G	6-4	Jr.	Detroit, Mich.
20	Shane Lawal	C	6-1	Fr.	Southfield, Mich.
24	David Carson	F	6-6	So.	Gary, Ind.
30	Erik Kangas	G	6-3	Fr.	DeWitt, Mich.
31	Vova Severovas	F	6-6	Jr.	Vilnius, Lithuania
33	Aaron Gardner	F	6-9	Fr.	Anderson, Ind.
40	David Ritzema	C	6-9	Jr.	Clarkston, Mich.
44	Patrick McCloskey	F	6-8	So.	Marshall, Mich.

**Location:** South Bend, Ind.  
**Founded:** 1842  
**Enrollment:** 11,479  
**Nickname:** Fighting Irish  
**Colors:** Gold and Blue  
**President:** Rev. John I. Jenkins, C.S.C.  
**Athletic Director:** Kevin White  
**Conference:** BIG EAST  
**Home Court (Cap.):** Joyce Center (11,418)  
**Press Row Phone:** (574) 631-5309

### Coaching Staff

**Head Coach:** Mike Brey  
**Career Record (Years):** 201-108 (10 yrs.)  
**Team Record (Years):** 102-56 (5 yrs.)  
**Associate Head Coach:** Sean Kearney  
**Assistant Coaches:** Lewis Preston, Rod Balanis  
**Basketball Office Phone:** (574) 631-6225

### Basketball Information

**2004-05 Record:** 17-12  
**Conference Record (Place):** 9-7 (5)  
**Letterwinners R/L:** 8/3  
**Starters R/L:** 3/3  
**Series Record:** ND leads 75-30  
**Last Meeting:** Dec. 1, 2003 (MARQ 71-58)

### Media Relations Information

**Men's Basketball Contact:** Bernadette Cafarelli  
**Office Phone:** (574) 631-7516  
**Cell Phone:** (574) 273-2390  
**FAX Number:** (574) 631-7941  
**E-mail address:** bernadette.m.cafarelli.1@nd.edu  
**Website:** www.und.com

### Roster

No.	Name	Pos.	Ht.	Yr.	Hometown
2	Chris Quinn	G	6-2	Sr.	Dublin, Ohio
11	Rick Cornett	F	6-9	Sr.	Country Club Hills, Ill.
15	Colin Falls	G	6-5	Jr.	Park Ridge, Ill.
23	Kyle McAlarney	G	6-1	Fr.	Staten Island, N.Y.
24	Chris Murphy	F	6-7	Sr.	Downers Grove, Ill.
31	Rob Kurz	F	6-9	So.	Lower Gwynedd, Pa.
32	Omari Isreal	F	6-9	Jr.	Rockville, Md.
33	Zach Hillesland	F	6-9	Fr.	Toledo, Ohio
34	Torin Francis	F	6-11	Sr.	Boston, Ma.
40	Luke Zeller	F/C	6-11	Fr.	Washington, Ind.
42	Ryan Ayers	G/F	6-8	Fr.	Blue Bell, Pa.
43	Russell Carter	G	6-4	Jr.	Paulsboro, N.J.

**Location:** Pittsburgh, Pa.  
**Founded:** 1787  
**Enrollment:** 33,796  
**Nickname:** Panthers  
**Colors:** Blue and Gold  
**Chancellor:** Mark Nordenberg  
**Athletic Director:** Jeff Long  
**Conference:** BIG EAST  
**Home Court (Cap.):** Petersen Events Center (12,500)  
**Press Row Phone:** (412) 648-2318

### Coaching Staff

**Head Coach:** Jamie Dixon  
**Career Record (Years):** 51-14 (2 yrs.)  
**Team Record (Years):** 51-14 (2 yrs.)  
**Assistant Coaches:** Barry Rohrsen, Joe Lambardi, Pat Sandle  
**Basketball Office Phone:** (412) 648-8350

### Basketball Information


**2004-05 Record:** 20-9  
**Conference Record (Place):** 10-6 (5)  
**Letterwinners R/L:** 9/3  
**Starters R/L:** 2/3  
**Series Record:** Tied, 2-2  
**Last Meeting:** March 27, 2003 (MARQ 77-74)

### Media Relations Information

**Men's Basketball Contact:** Greg Hotchkiss  
**Office Phone:** (412) 648-8240  
**Home Phone:** (412) 491-5296  
**FAX Number:** (412) 648-8248  
**E-mail address:** ghotchkiss@athletics.pitt.edu  
**Website:** www.pittsburghpanthers.com

### Roster

No.	Name	Pos.	Ht.	Yr.	Hometown
0	John DeGroat	F	6-6	Sr.	Newburgh, N.Y.
2	Levance Fields	G	5-10	Fr.	Brooklyn, N.Y.
4	Ronald Ramon	G	6-1	So.	Bronx, N.Y.
5	Tyrell Biggs	F	6-8	Fr.	Nanuet, N.Y.
11	Carl Krauser	G	6-2	Sr.	Bronx, N.Y.
13	Keith Benjamin	G	6-2	So.	Mount Vernon, N.Y.
14	Levon Kendall	F	6-9	RS Jr.	Vancouver, B.C.
15	Charles Small	G	5-7	RS Jr.	Detroit, Mich.
21	Doyle Hudson	F/C	6-8	Jr.	Eleuthera, Bahamas
22	Antonio Graves	G	6-3	Jr.	Mansfield, Ohio
23	Sam Young	F	6-6	Fr.	Clinton, Md.
24	Marcus Bowman	G	6-3	RS Jr.	Columbia, S.C.
31	Mike Cook	G	6-4	Jr.	Philadelphia, Pa.
33	Aaron Gray	C	7-0	Jr.	Emmaus, Pa.





## PROVIDENCE

March 4 @ 1 p.m.  
Bradley Center - Milwaukee



Tim Welsh



Donnie McGrath

**Location:** Providence, RI  
**Founded:** 1917  
**Enrollment:** 3,700  
**Nickname:** Friars  
**Colors:** Black, White and Silver  
**President:** Reverend Brian J. Shanley, O.P.  
**Athletic Director:** Robert Driscoll  
**Conference:** BIG EAST  
**Home Court (Capacity):** Dunkin' Donuts Center (12,993)  
**Press Row Phone:** (401) 751-9737

### Coaching Staff

**Head Coach:** Tim Welsh  
**Career Record (Years):** 185-121 (10 yrs.)  
**Team Record (Years):** 115/99 (7 yrs.)  
**Assistant Coaches:** Steve DeMeo, Bill Courtney, Vince Cauntero  
**Basketball Office Phone:** (401) 865-2266

### Basketball Information

**2004-05 Record:** 14-17  
**Conference Record (Place):** 4-12 (9)  
**Letterwinners Returning/Lost:** 9/4  
**Starters Returning/Lost:** 2/3  
**Series Record:** Providence leads 3-2  
**Last Meeting:** March 14, 1997 (PROV 81-59)

### Media Relations Information

**Men's Basketball Contact:** Arthur Parks  
**Office Phone:** (401) 865-2759  
**Home Phone:** (508) 748-2308  
**FAX Number:** (401) 865-2583  
**E-mail Address:** aparks@providence.edu  
**Website Address:** www.friars.com

### Roster

No.	Name	Pos.	Ht.	Yr.	Hometown
1	Donnie McGrath	G	6-4	Sr.	Katonah, N.Y.
2	DeSean White	F	6-7	So.	Philadelphia, Pa.
4	Sharaud Curry	G	5-10	Fr.	Gainesville, Ga.
11	Geoff McDermott	G/F	6-7	Fr.	New Rochelle, N.Y.
12	Ray Cross	G	5-11	So.	Cumberland, R.I.
13	Weynmi Efejuku	G	6-5	Fr.	Fresh Meadows, N.Y.
15	Herbert Hill	F/C	6-10	Jr.	Kinston, N.C.
24	Dwight Brewington	G	6-5	Jr.	Lynn, Mass.
25	Sean VanDeWalle	F	6-4	Jr.	Elmhurst, Ill.
31	Timothy Englert	G	5-11	Sr.	Ramsey, N.J.
32	Randall Hanks	C	6-11	So.	New York, N.Y.
33	Charles Burch	F	6-6	So.	Dorchester, Mass.
34	Jonathan Kale	F	6-8	Fr.	Mattapan, Mass.

## RICE

Pepsi Blue & Gold Classic  
November 19 @ 8 p.m.  
Bradley Center - Milwaukee



Willis Wilson



J.R. Harrison

**Location:** Houston, Texas  
**Founded:** 1891  
**Enrollment:** 4,785  
**Nickname:** Owls  
**Colors:** Blue and Gray  
**President:** David W. Leebron  
**Athletic Director:** Bobby May  
**Conference:** Conference USA  
**Home Court (Cap.):** Autry Court (5,000)  
**Press Row Phone:** (614) 348-5638

### Coaching Staff

**Head Coach:** Willis Wilson  
**Career Record (Years):** 188-187 (13 yrs.)  
**Team Record (Years):** 188-187 (13 yrs.)  
**Assistant Coaches:** Marty Gross, Todd Smith, Marty Gillespie  
**Basketball Office Phone:** (614) 348-4075

### Basketball Information

**2004-05 Record:** 19-12  
**Conference Record (Place):** 12-6 (3)  
**Letterwinners R/L:** 9/5  
**Starters R/L:** 3/2  
**Series Record:** Marquette leads 2-1  
**Last Meeting:** Dec. 2, 1988 (MARQ 76-60)

### Media Relations Information

**Men's Basketball Contact:** Jay Jameson  
**Office Phone:** (713) 348-8874  
**FAX Number:** (713) 348-6019  
**E-mail address:** jj7474@rice.edu  
**Website:** www.riceowls.com

### Roster

No.	Name	Pos.	Ht.	Yr.	Hometown
3	Christopher Szalay	G	5-11	Fr.	Houston, Texas
4	Matt Hagen	C	6-10	RS Fr.	Pekin, Ill.
5	Lorenzo Williams	G	6-1	Jr.	Killeen, Texas
10	Arthur Culver	G	5-11	Jr.	Longview, Texas
13	Paulius Packevicius	F	6-9	So.	Kaunas, Lithuania
14	J.R. Harrison	F	6-6	Sr.	Gainesville, Texas
21	Rodney Foster	G	6-1	RS-Fr.	Katy, Texas
22	Morris Almond	G	6-6	Jr.	Powder Springs, Ga.
24	Jamaal Moore	F	6-5	Sr.	Moberly, Mo.
30	Charles Belton	F	6-4	Fr.	Fairburn, Ga.
31	Greg Killings	C	6-10	Jr.	Miami, Fla.
32	Cory Pflieger	G	6-3	Fr.	Dickson, Tenn.
35	Jason Bridges	F	6-5	Sr.	Ridgeland, Miss.
41	Patrick Britton	F	6-8	So.	San Antonio, Texas
43	Aleks Perka	F	6-7	Fr.	Houston, Texas
	Jonathan Bailey	G	6-3	RS-Fr.	Beaumont, Texas

## RUTGERS

February 12 @ 1 p.m.  
Louis Brown Athletic Center -  
Piscataway, N.J.



Gary Waters



Quincy Douby

**Location:** New Brunswick, NJ  
**Founded:** 1766  
**Enrollment:** 33,500  
**Nickname:** Scarlet Knights  
**Colors:** Scarlet Knights  
**President:** Dr. Richard L. McCormick  
**Athletic Director:** Robert E. Mulcahy III  
**Conference:** BIG EAST  
**Home Court (Capacity):** Louis Brown Athletic Center (8,000)  
**Press Row Phone:** (732) 445-4200

### Coaching Staff

**Head Coach:** Gary Waters  
**Career Record (Years):** 60-61 (5 yrs.)  
**Team Record (Years):** 152-121 (10 yrs.)  
**Associate Head Coach:** Fred Hill  
**Assistant Coaches:** Jim Carr, Larry DeSimpelare  
**Director of Operations:** Edgar De La Rosa  
**Basketball Office Phone:** (732) 445-4291

### Basketball Information

**2004-05 Record:** 10-19  
**Conference Record (Place):** 2-14 (11)  
**Letterwinners Returning/Lost:** 12/3  
**Starters Returning/Lost:** 4/1  
**Series Record:** First Meeting  
**Last Meeting:** N/A

### Media Relations Information

**Men's Basketball Contact:** John Beisser  
**Office Phone:** (732) 445-4200  
**Home Phone:** (732) 878-6802  
**FAX Number:** (732) 445-3063  
**E-mail Address:** jbeisser@scarletknights.com  
**Website Address:** www.scarletknights.com

### Roster

No.	Name	Pos.	Ht.	Yr.	Hometown
1	Marquis Webb	G/F	6-5	Jr.	Paterson, NJ
2	Anthony Farmer	G	6-1	Fr.	Millville, NJ
3	Courtney Nelson*	G	6-1	So.	Newark, NJ
4	Adrian Hill	F	6-8	Jr.	Canton, OH
5	Quincy Douby	G	6-3	Jr.	Brooklyn, NY
10	Jon Mimmo	G	6-1	Jr.	Linwood, NJ
15	JR Inman	F	6-9	Fr.	Pomona, NY
21	Byron Joynes	C	6-9	Jr.	Baltimore, MD
23	Jason Cherry	G	6-2	Jr.	Margate, NJ
30	Jaron Griffin	G/F	6-7	Fr.	Manchester NJ
32	Zack Gibson	F/C	6-10	Fr.	Grand Blanc, MI
33	Shayle Keating	G	6-0	Jr.	Teaneck, NJ
40	Ollie Bailey	F	6-7	So.	Chicago, IL
42	Frank Russell	F/C	6-11	Jr.	Fayetteville, NC
44	Jimmie Inglis	C	6-9	Sr.	Wilburton, OK
45	Dan Waterstradt	F/C	6-11	So.	Dearborn Hts. MI





**ST. JOHN'S**  
**February 1 @ 7 p.m.**  
**Bradley Center - Milwaukee**



**Norm Roberts**



**Daryll Hill**

**SAN FRANCISCO**  
**December 17 @ Noon**  
**Bradley Center - Milwaukee**



**Jessie Evans**



**Jerome Gumbs**

**SETON HALL**  
**January 11 @ 6:30 p.m.**  
**Continental Airlines Arena -E. Rutherford, N.J.**



**Louis Orr**



**Kelly Whitney**

**Location:** Queens, N.Y.  
**Founded:** 1807  
**Enrollment:** 19,600  
**Nickname:** Red Storm  
**Colors:** Red and White  
**President:** Rev. Donald J. Harrington, C.M.  
**Athletic Director:** Chris Monasch  
**Conference:** BIG EAST  
**Home Court (Cap.):** Madison Square Garden (19,786); Carnesecca Arena (6,008)  
**Press Row Phone:** MSG: (212)-465-6536; CA: (718) 990-5713

**Coaching Staff**

**Head Coach:** Norm Roberts  
**Career Record (Years):** 9-18 (1 year)  
**Team Record (Years):** 9-18 (1 year)  
**Assistant Coaches:** Glenn Braica, Jose Martin, Fred Quarlebaum, Chris Casey  
**Basketball Office Phone:** (718) 990-6217

**Basketball Information**

**2004-05 Record:** 9-18  
**Conference Record (Place):** 3-13 (11)  
**Letterwinners R/L:** 11/3  
**Starters R/L:** 5/0  
**Series Record:** Marquette leads 6-5  
**Last Meeting:** Nov. 13, 2003 (MARQ 52-45)

**Media Relations Information**

**Men's Basketball Contact:** Mark Fratto  
**Office Phone:** (718) 990-6897  
**Cell Phone:** (917) 698-0865  
**FAX Number:** (718) 969-8648  
**E-mail address:** frattom@stjohns.edu  
**Website:** www.redstromsports.com

**Roster**

No.	Name	Pos.	Ht.	Yr.	Hometown
0	Nygel Roach	G	6-3	Sr.	North Bergen, N.J.
3	Daryll Hill	G	6-0	Jr.	Queens, N.Y.
4	Eugene Lawrence	G	6-1	So.	Brooklyn, N.Y.
5	Devin Mayo	G	6-0	Jr.	Upper Marlboro, Md.
10	Tomas Jasiulionis	C	6-11	Fr.	Midlothian, Va.
11	Cedric Jackson	G	6-2	So.	Columbus, N.J.
15	Phil Missere	F	6-9	Gr.	Cornwall, N.Y.
20	Anthony Mason, Jr.	F	6-7	Fr.	Memphis, Tenn.
21	Jermaine Maybank	G	6-4	Jr.	Bronx, N.Y.
22	Ricky Torres	G	6-5	Fr.	Bronx, N.Y.
23	Ryan Williams	F	6-5	Sr.	Queens, N.Y.
24	Dexter Gray	F	6-7	So.	Mount Vernon, N.Y.
30	Liam Biesty	G	6-0	So.	Brooklyn, N.Y.
33	Otoja Abit	F	6-6	So.	Woodside, N.Y.
34	Lamont Hamilton	F	6-10	Jr.	Brooklyn, N.Y.
40	Aaron Spears	F	6-10	Jr.	Chicago, Ill.
45	Adam Laitsas	G	6-3	So.	Westchester, Calif.

**Location:** San Francisco, Calif.  
**Founded:** 1855  
**Enrollment:** 8,000  
**Nickname:** Dons  
**Colors:** Green & Gold  
**President:** Rev. Stephen Privett, S.J.  
**Athletic Dir.:** Dr. Bill Hogan  
**Conference:** West Coast Conference  
**Home Court (Cap.):** War Memorial Gymnasium (5,300)  
**Press Row Phone:** (415) 422-2919

**Coaching Staff**

**Head Coach:** Jessie Evans  
**Career Record (Years):** 149-95 (8 yrs.)  
**Team Record (Years):** 17-14 (1 year)  
**Assistant Coaches:** Bill Johnson, Anwar McQueen, Philippe Doherty, Jarret Evans  
**Basketball Office Phone:** (415) 422-6950

**Basketball Information**

**2004-05 Record:** 17-14  
**Conference Record (Place):** 6-8 (T5)  
**Letterwinners R/L:** 5/5  
**Starters R/L:** 2/3  
**Series Record:** Marquette Leads 2-1  
**Last Meeting:** Dec. 10, 1994 (MARQ 79-72)

**Media Relations Information**

**Men's Basketball Contact:** Peter Simon  
**Office Phone:** (415)422-6161  
**Home Phone:** (650) 875-DONS  
**FAX Number:** (415) 422-2929  
**E-mail address:** simon@usfca.edu  
**Website:** www.USFDons.com

**Roster**

No.	Name	Pos.	Ht.	Yr.	Hometown
10	Manny Quezada	G	6-2	So.	New York, N.Y.
11	Armondo Surratt	G	6-0	Jr.	Bloomfield, N.J.
13	Drew Shiller	G	6-0	Fr.	Burlingame, Calif.
15	Vince Polakovic	F	6-8	So.	Bratislava, Slovakia
21	Jerome Gumbs	G/F	6-4	Sr.	St. Thomas, U.S.V.I.
25	Alan Wiggins, Jr.	F	6-8	Jr.	Poway, Calif.
30	Jesse Byrd	F	6-8	Fr.	Oakland, Calif.
32	Mike Bell	G	6-2	Jr.	Los Angeles, Calif.
35	Sinqua Wall	G	6-4	Fr.	Marina Del Rey, Calif.
41	Danny Cavic	G/F	6-6	So.	Tustin, Calif.
42	Johnny Dukes	F	6-7	Sr.	Rialto, Calif.
44	Jason Carter	C	6-9	Sr.	Las Vegas, Nev.
50	Omar Samhan	C	6-11	Fr.	Danville, Calif.
55	James Morgan	C	6-9	Fr.	Seattle, Wash.

**Location:** South Orange, NJ  
**Founded:** 1856  
**Enrollment:** 9,700  
**Nickname:** Pirates  
**Colors:** Blue and White  
**President:** Monsignor Robert Sheeran  
**Athletic Dir.:** TBA  
**Conference:** BIG EAST  
**Home Court (Cap.):** Continental Airlines Arena (20,029)  
**Press Row Phone:** (201) 842-5720

**Coaching Staff**

**Head Coach:** Louis Orr  
**Career Record (Years):** 62-57 (4 yrs.)  
**Team Record (Years):** 82-68 (5 yrs.)  
**Assistant Coaches:** Billy Garrett, John Dunne, George Jackson  
**Basketball Office Phone:** (973) 761-9070

**Basketball Information**

**2004-05 Record:** 12-16  
**Conference Record (Place):** 4-12 (10)  
**Letterwinners R/L:** 7/5  
**Starters R/L:** 3/2  
**Series Record:** Seton Hall leads 1-0  
**Last Meeting:** March 17, 1956 (SHU 96-78)

**Media Relations Information**

**Men's Basketball Contact:** Jess Andriessie  
**Office Phone:** (973) 761-9493  
**Home Phone:** (973) 731-7508  
**FAX Number:** (973) 761-9061  
**E-mail address:** andrije@shu.edu  
**Website:** www.shupirates.com

**Roster**

No.	Name	Pos.	Ht.	Yr.	Hometown
1	Kelly White	F/C	6-8	Sr.	Chicago, Ill.
2	Jamar Nutter	G	6-2	Jr.	Bloomfield, N.J.
10	Donald Copeland	G	5-10	Sr.	Jersey City, N.J.
14	Brian Laing	G/F	6-5	So.	Bronx, N.Y.
15	Mike Pilgrim	F	6-8	So.	Cincinnati, Ohio
21	Mani Messy	F	6-7	Jr.	Gloucester, Ontario
22	Paul Gause	G	5-11	Fr.	Pittsgrove, N.J.
23	Stan Gaines	F	6-7	Jr.	Chicago, Ill.
32	David Palmer	F	6-9	Fr.	Antioch, Tenn.
41	Grant Billmeier	C	6-10	Jr.	Pennington, N.J.
50	Marcus Cousin	F/C	6-10So.		Baltimore Md.
55	John Garcia	F/C	6-9Fr.		Bayshore, N.Y.

100

2005-06 OPPONENTS





## SOUTH DAKOTA STATE

December 3 @ 1 p.m.  
Bradley Center - Milwaukee



Scott Nagy



Ben Beran

**Location:** Brookings, SD  
**Founded:** 1881  
**Enrollment:** 10,954  
**Nickname:** Jackrabbits  
**Colors:** Yellow and Blue  
**President:** Dr. Peggy Gordon Miller  
**Athletic Director:** Dr. Fred Oien  
**Conference:** Independent  
**Home Court (Capacity):** Frost Arena ( 8,000)  
**Press Row Phone:** 605-688-4623

### Coaching Staff

**Head Coach:** Scott Nagy  
**Career Record (Years):** 220-77 ( 10 yrs.)  
**Team Record (Years):** 220-77 (10 yrs.)  
**Assistant Coaches:** Troy Larson, Matt Wilber  
**Basketball Office Phone:** (605) 688-5626

### Basketball Information

**2004-05 Record:** 10-18  
**Conference Record (Place):** 6-5 (Independent)  
**Letterwinners Returning/Lost:** 5/5  
**Starters Returning/Lost:** 2/3  
**Series Record:** Marquette leads 4-0  
**Last Meeting:** Dec. 7, 2004 (MARQ 76-60)

### Media Relations Information

**Men's Basketball Contact:** Ron Lenz  
**Office Phone:** (605) 688-4623  
**Home Phone:** (605) 692-7787  
**FAX Number:** (605) 688-5999  
**E-mail Address:** Ronald\_Lenz@sdsstate.edu  
**Website Address:** www.gojacks.com

### Roster

No.	Name	Pos.	Ht.	Yr.	Hometown
3	Mackenzie Casey	G	6-0	So.	Wounded Knee, S.D.
10	Jose Frias	G	6-2	Jr.	New York City, N.Y.
20	James Keller	G	6-2	Fr.	Anna, Ill.
22	Andy Kleinjan	G	6-3	Jr.	Bruce, S.D.
24	Matt Cadwell	G	6-3	Fr.	St. Paul, Minn.
30	Blake Yackley	F	6-5	Fr.	Onida, S.D.
32	Andre Gilbert	F	6-7	Fr.	Brooklyn Park, Minn.
34	Cam Hornby	G	6-0	Fr.	Winnipeg, Manitoba
40	Steve Holdren	F	6-5	So.	Champaign, Ill.
42	Mohamed Berte	F/C	6-8	Jr.	Abidjan, Ivory Coast
44	Mark Engen	F/C	6-10	Fr.	Lamberton, Minn.
50	Ben Beran	F	6-7	Jr.	Victor, Iowa
52	Robert Blitz	F/C	6-10	Fr.	Plymouth, Minn.
54	Michael Loney	F	6-6	So.	Humbolt, Iowa

## VALPARAISO

December 7 @ 7 p.m.  
Bradley Center - Milwaukee



Homer Drew



Dan Oppland

**Location:** Valparaiso, Indiana  
**Founded:** 1859  
**Enrollment:** 3,900  
**Nickname:** Crusaders  
**Colors:** Brown & Gold  
**President:** Dr. Alan Harre  
**Athletic Dir.:** Mark LaBarbera  
**Conference:** Mid-Continent  
**Home Court (Cap.):** Athletics-Recreation Center (5,000)  
**Press Row Phone:** (219) 548-1502

### Coaching Staff

**Head Coach:** Homer Drew  
**Career Record (Years):** 538-335 ( 28 yrs.)  
**Team Record (Years):** 269-213 ( 16 yrs.)  
**Assistant Coaches:** Matt Bowen, Luke Gore, Bryce Drew  
**Basketball Office Phone:** (219) 464-5254

### Basketball Information

**2004-05 Record:** 15-16  
**Conference Record (Place):** 10-6 (3)  
**Letterwinners R/L:** 8/2  
**Starters R/L:** 5/0  
**Series Record:** Marquette leads 19-5  
**Last Meeting:** Nov. 22, 2003 (MARQ 75-70)

### Media Relations Information

**Men's Basketball Contact:** Bill Rogers  
**Office Phone:** (219) 464-6953  
**Home Phone:** (219) 477-4605  
**FAX Number:** (219) 464-5762  
**E-mail address:** Bill.Rogers@valpo.edu  
**Website:** www.valpo.edu/athletics/basketballm

### Roster

No.	Name	Pos.	Ht.	Yr.	Hometown
00	Urule Igbavboa	F	6-8	Fr.	St. Paul, Minn.
1	Jacob Diebler	G	6-3	Fr.	Upper Sandusky, Ohio
3	Jimmie Miles	G	6-2	Jr.	Country Club Hills, Ill.
10	Brandon McPherson	G	6-1	Fr.	Indianapolis, Ind.
15	Jim Hooper	G	6-0	Sr.	San Diego, Cal.
21	Moussa Mbaye	F	6-9	Jr.	Dakar, Senegal
22	Seth Colclasure	G	6-2	Sr.	Decatur, Ind.
23	Jarryd Loyd	G	6-0	So.	Lincnolnwood, Ill.
30	Ron Howard	G/F	6-5	Sr.	Chicago, Ill.
33	Ali Berdiel	G	6-6	Sr.	Ponce, Puerto Rico
34	Arden Skoglund	C	6-10	Fr.	Mnnetonka, Minn.
35	Shawn Huff	G	6-6	So.	Vantaa, Finland
42	Dan Oppland	F	6-8	Sr.	St. Louis, Mo.
50	Kenny Harris	C	6-10	Jr.	Griffith, Ind.0

## VILLANOVA

February 4 @ 1 p.m.  
The Pavillion - Villanova, Pa.



Jay Wright



Curtis Sumpter

**Location:** Villanova, Pa.  
**Founded:** 1842  
**Enrollment:** 6,295  
**Nickname:** Wildcats  
**Colors:** Blue & White  
**President:** Rev. Edmund J. Dobbin, O.S.A.  
**Athletic Dir.:** Vince Nicastro  
**Conference:** BIG EAST  
**Home Court (Cap.):** The Pavillion (6,500)  
**Press Row Phone:** (610) 519-7290

### Coaching Staff

**Head Coach:** Jay Wright  
**Career Record (Years):** 198-139 (11 yrs.)  
**Team Record (Years):** 76-54 (4 yrs.)  
**Assistant Coaches:** Brett Gunning, Ed Pickney, Patrick Chambers  
**Basketball Office Phone:** (601) 519-6993

### Basketball Information

**2004-05 Record:** 24-8  
**Conference Record (Place):** 11-5 (T3)  
**Letterwinners R/L:** 11/2  
**Starters R/L:** 5/0  
**Series Record:** Villanova Leads 5-3  
**Last Meeting:** Nov. 15, 2002 (MARQ 73-61)

### Media Relations Information

**Men's Basketball Contact:** Mike Sheridan  
**Office Phone:** (610) 519-4120  
**Home Phone:** (610) 924-9042  
**FAX Number:** (610) 519-7323  
**E-mail address:** michael.sheridan@villanova.edu  
**Website:** www.villanova.com

### Roster

No.	Name	Pos.	Ht.	Yr.	Hometown
2	Randy Foye	G	6-3	Sr.	Newark, N.J.
3	Bilal Benn	G/F	6-5	Fr.	Philadelphia, Pa.
4	Ross Condon	G	5-11	Jr.	Springfield, Va.
12	Mike Nardi	G	6-1	Jr.	Linden, N.J.
13	Kyle Lowry	G	6-0	So.	Philadelphia, Pa.
14	Allan Ray	G	6-2	Sr.	Bronx, N.Y.
20	Jason Fraser	F/C	6-9	Sr.	Amityville, N.Y.
21	Chris Charles	F	7-0	R-Sr.	Milwaukee-Wisc.
22	Baker Dunleavy	G	6-5	R-Jr.	Portland, Ore.
23	Dwayne Anderson	G/F	6-6	Fr.	Silver Springs, Md.
33	Dante Cunningham	F	6-9	Fr.	Silver Springs, Md.
34	Curtis Sumpter	F	6-7	Sr.	Brooklyn, N.Y.
42	Frank Tchuisis	F	6-9	Fr.	Douala, Cameroon
44	Marcus Austin	F	6-9	Gr.	Irvington, N.J.
50	Will Sheridan	F	6-8	Jr.	Bear, Delada



1-01

2005-06 OPPONENTS



## WEST VIRGINIA

January 14 @ 1 p.m.  
WVU Coliseum - Morgantown,



John Beilein



Kevin Pittsnogle

## WINTHROP

Pepsi Blue & Gold Classic  
November 19 @ 5:30 or 8 p.m.  
Bradley Center - Milwaukee



Greg Marshall



Torrell Martin

## WISCONSIN

December 10 @ Noon  
Kohl Center - Madison, Wis.



Bo Ryan



Alando Tucker

**Location:** Morgantown, WV.  
**Founded:** 1867  
**Enrollment:** 25,255  
**Nickname:** Mountaineers  
**Colors:** Old Gold and Blue  
**President:** David C Hardesty, Jr.  
**Athletic Dir.:** Ed Pastilong  
**Conference:** BIG EAST  
**Home Court (Cap.):** WVU Coliseum (12,500)  
**Press Row Phone:** (304) 293-2821

### Coaching Staff

**Head Coach:** John Beilein  
**Career Record (Years):** 502-298 ( 27 yrs.)  
**Team Record (Years):** 55-40 ( 3 yrs.)  
**Assistant Coaches:** Jerry Dunn, Mike Maker, Matt Brown  
**Basketball Office Phone:** (304) 293-2193

### Basketball Information

**2004-05 Record:** 24-11  
**Conference Record (Place):** 8-8 (T7)  
**Letterwinners R/L:** 7/5  
**Starters R/L:** 4/1  
**Series Record:** Marquette Leads 2-1  
**Last Meeting:** Feb. 11, 1995 (WVU 78-76)

### Media Relations Information

**Men's Basketball Contact:** Bryan Messerly  
**Office Phone:** (304) 293-2821  
**Cell Phone:** (304) 599-5708  
**FAX Number:** (304) 293-4105  
**E-mail address:** bryan.messerly@mail.mvu.edu  
**Website:** www.MSNsportsNET.com

### Roster

No.	Name	Pos.	Ht.	Yr.	Hometown
1	J.D. Collins	G	5-10	Jr.	Houston, Texas
3	Patrick Beilein	G	6-4	Jr.	Richmond, Va.
4	Tyrone Sally	F	6-7	Sr.	Chesterfield, Va.
5	Joe Herber	G	6-6	Jr.	Darmstadt, Germany
11	Duriel Price	G	6-0	Sr.	Buffalo, N.Y.
14	Darris Nichols	G	6-2	Fr.	Radford, Va.
20	Mike Gansey	G	6-4	Jr.	Olmsted Falls, Ohio
21	Frank Young	F	6-5	So.	Tallahassee, Fla.
32	Ted Talkington	G	6-2	Fr.	New Martinsville, WV.Va
33	Robert Summers	C	7-0	Jr.	Gahanna, Ohio
34	Kevin Pittsnogle	C	6-11	Jr.	Martinsburg, WV.Va.
40	D'or Fischer	C	6-11	Sr.	Philadelphia, Pa.

**Location:** Rock Hill, S.C.  
**Founded:** 1886  
**Enrollment:** 6,600  
**Nickname:** Eagles  
**Colors:** Garnet & Gold  
**President:** Dr. Anthony J. DiGiorgio  
**Athletic Dir.:** Tom Hickman  
**Conference:** Big South Conference  
**Home Court (Cap.):** Winthrop Coliseum (6,100)  
**Press Row Phone:** (803) 323-2156

### Coaching Staff

**Head Coach:** Greg Marshall  
**Career Record (Years):** 142-70 ( 7 yrs.)  
**Team Record (Years):** 142-70 ( 7 yrs.)  
**Assistant Coaches:** Rady Peele, Paul Molinari, Earl Grant  
**Basketball Office Phone:** (803) 323-2129

### Basketball Information

**2004-05 Record:** 27-6  
**Conference Record (Place):** 15-1 (1)  
**Letterwinners R/L:** 12/1  
**Starters R/L:** 5/0  
**Series Record:** First Meeting  
**Last Meeting:** N/A

### Media Relations Information

**Men's Basketball Contact:** Jack D. Frost  
**Office Phone:** (803) 323-2129 ext. 6245  
**Cell Phone:** (803) 366-9401  
**FAX Number:** (803) 323-2433  
**E-mail address:** frostj@winthrop.edu  
**Website:** www.winthroeagles.com

### Roster

No.	Name	Pos.	Ht.	Yr.	Hometown
0	James Shuler	G	Sr.	6-6	Jonesville, FL
2	Steve DiUbaldo	G	So.	6-2	Chapin, SC
3	Tony Gray	G	Fr.	6-0	Columbia, SC
4	Rexson Kenley	G	Sr.	6-0	Virginia Beach, VA
5	Craig Bradshaw	F/C	Jr.	6-10	Wellington, New Zealand
10	Chris Gaynor	G	So.	5-10	Winston-Salem, NC
11	Mike Jenkins	G	So.	6-3	Kinston, NC
12	Torrell Martin	G	Jr.	6-5	Columbia, SC
15	Ryan Feemster	F/G	So.	6-3	Spartanburg, SC
21	Jason Killeen	C	So.	6-10	Limerick, Ireland
22	Otis Daniels	F	Sr.	6-5	Greenwood, SC
30	Billy Houston	C	Sr.	6-8	Fayetteville, NC
31	Taj McCullough	F	So.	6-7	Atlanta, GA
32	Scott Draughn	F	So.	6-6	Hamden, CT
33	Phillip Williams	F	Jr.	6-8	West Rowan H.S.
	Mantoris Robinson	F/G	Fr.	6-5	Charlotte, NC
	De'Andre Adams	G	Fr.	5-8	Austell, GA

**Location:** Madison, WI  
**Founded:** 1848  
**Enrollment:** 41,595  
**Nickname:** Badgers  
**Colors:** Cardinal and White  
**Chancellor:** John Wiley  
**Athletic Dir.:** Barry Alvarez  
**Conference:** Big Ten  
**Home Court (Cap.):** Kohl Center (14,142)  
**Press Row Phone:** (608) 265-4333

### Coaching Staff

**Head Coach:** Bo Ryan  
**Career Record (Years):** 476-140 ( 21 yrs.)  
**Team Record (Years):** 93-37 ( 4 yrs.)  
**Assistant Coaches:** Greg Gard, Gary Close, Howard Moore  
**Basketball Office Phone:** (608) 262-4597

### Basketball Information

**2004-05 Record:** 25-9  
**Conference Record (Place):** 11-5 (3)  
**Letterwinners R/L:** 8/5  
**Starters R/L:** 1/4  
**Series Record:** Wisconsin Leads 60-51  
**Last Meeting:** Dec. 11, 2004 (MARQ 63-54)

### Media Relations Information

**Men's Basketball Contact:** Brian Lucas  
**Office Phone:** (608) 262-1811  
**Home Phone:** (608) 834-8183  
**FAX Number:** (608) 262-8184  
**E-mail address:** bml@athletics.wisc.edu  
**Website:** www.uwmbadgers.com

### Roster

No.	Name	Pos.	Ht.	Yr.	Hometown
1	Marcus Landry	F	6-7	Fr.	Milwaukee, Wis.
2	Phillip Perry	G	6-2	Fr.	Maywood, Ill.
4	Ray Nixon	F	6-7	Sr.	Whitefish Bay, Wis.
5	Jason Chappell	F/C	6-10	Jr.	New Berlin, Wis.
14	Tanner Bronson	G	5-11	So.	Glendale, Wis.
21	Morris Cain	G/F	6-5	Fr.	Glendale, Wis.
22	Michael Flowers	G	6-2	So.	Madison, Wis.
23	Kammron Taylor	G	6-2	Jr.	Minneapolis, Minn.
32	Brian Butch	F/C	6-11	So.	Appleton, Wis.
33	DeAaron Williams	G/F	6-4	Fr.	Peoria, Ill.
34	Greg Stiemsma	C	6-11	Sp.	Randolph, Wis.
42	Alando Tucker	F	6-6	Jr.	Lockport, Ill.
43	Kevin Gullickson	F	6-7	Fr.	Stillwater, Minn.
45	Joe Krabbenhoft	G/F	6-7	Fr.	Sioux Falls, S.D.

NON

2005-06 OPPONENTS







**ALASKA ANCHORAGE**  
**Carrs Safeway Great Alaska Shootout**  
**November 23-26**  
**Sullivan Arena - Anchorage**



**Rusty Osborne**



**Kemmy Burgess**

**Location:** Anchorage, Alaska  
**Founded:** 1977  
**Enrollment:** 20,337  
**Nickname:** Seawolves  
**Colors:** Green and Gold  
**Chancellor:** Dr. Elaine Maimon  
**Athletic Director:** Dr. Steve Cobb  
**Conference:** Great Northwest Athletic Conference  
**Home Court (Cap.):** Sullivan Arena  
**Press Row Phone:** (907) 279-2071

**Coaching Staff**

**Head Coach:** Rusty Osborne  
**Career Record (Years):** 11-16 (1 year)  
**Team Record (Years):** 11-16 (1 year)  
**Assistant Coaches:** Shane Rinner, Bryan Weakley  
**Basketball Office Phone:** (907)786-1042

**Basketball Information**

**2004-05 Record:** 11-16  
**Conference Record (Place):** 5-13 (T9)  
**Letterwinners Returning/Lost:** 6/5  
**Starters Returning/Lost:** 3/2  
**Series Record:** First Meeting  
**Last Meeting:** N/A

**Media Relations Information**

**Men's Basketball Contact:** Nate Sagan  
**Office Phone:** (907)-786-1295  
**Home Phone:** (907)-287-6283  
**FAX Number:** (907)-563-4565  
**E-mail Address:** nate@uaa.alaska.edu  
**Website Address:** www.GoSeawolves.com

**Roster**

No.	Name	Pos.	Ht.	Yr.	Hometown
2	Brian Hills	F	6-6	Sr.	Compton, Calif.
3	Kemmy Burgess	G	6-1	Sr.	El Cajon, Calif.
14	Luke Cooper	G	6-0	So.	Eltham, Australia
15	Robert Hellerstedt	C	6-11	Fr.	Stockholm, Sweden
21	Richard McNutt	F	6-8	Fr.	Ellesmere, England
22	Aaron Lawrence	G	6-1	Sr.	Sacramento, Calif.
25	Eric Draper	G	6-1	Jr.	Fort Richardson, T.N.
30	Adam Fitt-Chappell	G/F	6-5	Jr.	Eagle River, A.K.
31	James Hartman	F	6-5	Jr.	Oceanside, Calif.
32	Joe Davis	F	6-7	So.	Columbus, Ohio
34	Carl Arts	F	6-6	So.	Valdez, A.K.
45	Jared Kettler	F	6-6	So.	Dana Point, Calif.

**EASTERN WASHINGTON**  
**Carrs Safeway Great Alaska Shootout**  
**November 23-26**  
**Sullivan Arena - Anchorage**



**Mike Burns**



**Duece Smith**

**Location:** Cheney, Washington  
**Founded:** 1882  
**Enrollment:** 9,868  
**Nickname:** Eagles  
**Colors:** Red and White  
**Interim President:** Brian Levin-Stankevich  
**Interim Athletic Director:** Pamela Parks  
**Conference:** Big Sky  
**Home Court (Capacity):** Reese Court (6,000)  
**Press Row Phone:** (509) 359-6331

**Coaching Staff**

**Head Coach:** Mike Burns  
**Career Record (Years):** 8-20 (1 year)  
**Team Record (Years):** 8-20 (1 year)  
**Assistant Coaches:** Carl Howell, Brandon Rinta, Grant Leap  
**Basketball Office Phone:** (509) 359-2497

**Basketball Information**

**2004-05 Record:** 8-20  
**Conference Record (Place):** 5-9 (6)  
**Letterwinners Returning/Lost:** 5/8  
**Starters Returning/Lost:** 2/3  
**Series Record:** First Meeting  
**Last Meeting:** N/A

**Media Relations Information**

**Men's Basketball Contact:** Dave Cook  
**Office Phone:** (509) 359-6334  
**Home Phone:** (509) 235-4672  
**FAX Number:** (509) 280-2502  
**E-mail Address:** dcook@mail.ewu.edu  
**Website Address:** www.goeags.com

**Roster**

No.	Name	Pos.	Ht.	Yr.	Hometown
1	Tim Scheffler	G	6-4	Jr.	Lovell, Wyo.
10	Duece Smith	G	6-3	Sr.	Oakland, Calif.
11	Henry Bekkering	F	6-7	So.	Taber, Alberta
32	Jake Beitinger	F	6-8	So.	Port Orchard, Wash.
34	Paul Butorac	F	6-10	Jr.	Medical Lake, Wash.
	Rhett Humphrey	G	5-11	Jr.	Cheney, Wash.
	Nick Livi	G	6-1	Fr.	Sammamish, Wash.
	Brandon Moore	F	6-9	Fr.	Graham, Wash.
	Derek Risper	F	6-8	Jr.	Moreno Valley, Calif.
	Rodney Stuckey	G	6-4	Fr.	Kent, Wash.
	Kellen Williams	F	6-5	So.	Seattle, Wash.
	Neal Zumwalt	G	6-3	Jr.	Portland, Ore.

**MONMOUTH**  
**Carrs Safeway Great Alaska Shootout**  
**November 23-26**  
**Sullivan Arena - Anchorage**



**Dave Calloway**



**Chris Kenny**

**Location:** West Long Branch, N.J.  
**Founded:** 1933  
**Enrollment:** 4,501  
**Nickname:** Hawks  
**Colors:** Midnight Blue and White  
**President:** Vice Admiral Paul G. Gaffney II  
**Athletic Director:** Dr. Marilyn McNeil  
**Conference:** Northeast Conference  
**Home Court (Cap.):** William T. Boylan Gymnasium (2,500)  
**Press Row Phone:** (732) 571-3677

**Coaching Staff**

**Head Coach:** Dave Calloway  
**Career Record (Years):** 111-107 (8 yrs.)  
**Team Record (Years):** 111-107 (8 yrs.)  
**Assistant Coaches:** Mark Calzonetti, Geoff Billet, Ron Krayl  
**Basketball Office Phone:** (732) 571-7584

**Basketball Information**

**2004-05 Record:** 16-13  
**Conference Record (Place):** 14-4 (1)  
**Letterwinners R/L:** 6/3  
**Starters R/L:** 3/2  
**Series Record:** Marquette Leads 1-0  
**Last Meeting:** March 14, 1996 (MARQ 68-44)

**Media Relations Information**

**Men's Basketball Contact:** Thomas Dick  
**Office Phone:** (732) 571-4447  
**Cell Phone:** (908) 309-2893  
**FAX Number:** (732) 571-3535  
**E-mail address:** tdick@monmouth.edu  
**Website:** www.monmouth.edu/athletics

**Roster**

No.	Name	Pos.	Ht.	Yr.	Hometown
1	Dejan Delic	G	6-6	Jr.	Belgrade, Serbia-Montenegro
3	Tyler Azzarelli	G	6-1	Sr.	Tampa, Fla.
10	Jon Ager	G	5-11	So.	Queens Village, N.Y.
13	Corey Hallett	F	6-10	So.	Shelburne, Nova Scotia
23	Marques Alston	G	6-4	Jr.	Neptune, N.J.
34	Brent Wilson	F	6-8	Sr.	Chanute, Kan.
35	Chris Kenny	G	6-3	Sr.	Spring Lake, N.J.
	Shawn Barlow	C	6-11	Fr.	Marlton, N.J.
	John Bunch	C	7-2	Jr.	Randallstown, Md.
	Whitney Coleman	G	6-2	Fr.	Salem, Conn.
	Tyson Johnson	F	6-5	Fr.	Great Neck, N.Y.
	Alex Nunner	G	6-3	Fr.	Leibnitz, Austria
	Mike Shipman	G	6-1	Fr.	Middletown, Del.



1-00

2005-06 OPPONENTS



## ORAL ROBERTS

**Carrs Safeway Great Alaska Shootout  
November 23-26  
Sullivan Arena - Anchorage**



**Scott Sutton**



**Caleb Green**

## SOUTH CAROLINA

**Carrs Safeway Great Alaska Shootout  
November 23-26  
Sullivan Arena - Anchorage**



**Dave Odom**



**Tarence Kinsey**

## USC

**Carrs Safeway Great Alaska Shootout  
November 23-26  
Sullivan Arena - Anchorage**



**Tim Floyd**



**Gabriel Pruitt**

**Location:** Tulsa, Okla.  
**Founded:** 1963  
**Enrollment:** 5,389  
**Nickname:** Golden Eagles  
**Colors:** Vegas Gold, Navy Blue and White  
**President:** Dr. Richard Roberts  
**Athletic Director:** Mike Carter  
**Conference:** Mid-Continent  
**Home Court (Capacity):** Mabee Center  
**Press Row Phone:** (918) 495-7800

### Coaching Staff

**Head Coach:** Scott Sutton  
**Career Record (Years):** 100-79 (6 yrs.)  
**Team Record (Years):** 100-79 (6 yrs.)  
**Assistant Coaches:** Tom Hankins, Corey Williams, Conley Phipps  
**Basketball Office Phone:** (918) 495-7153

### Basketball Information

**2004-05 Record:** 25-8  
**Conference Record (Place):** 13-3 (1)  
**Letterwinners Returning/Lost:** 8/3  
**Starters Returning/Lost:** 4/1  
**Series Record:** Tied 1-1  
**Last Meeting:** Feb. 2, 1980 (ORU 102-101)

### Media Relations Information

**Men's Basketball Contact:** Cory Rogers  
**Office Phone:** (918) 495-7181  
**Home Phone:** (918) 744-9648  
**FAX Number:** (918) 495-7142  
**E-mail Address:** crogers@oru.edu  
**Website Address:** www.orugoldeneagles.com

### Roster

No.	Name	Pos.	Ht.	Yr.	Hometown
1	Ken Tutt	G	6-1	Jr.	Garland, Texas
2	Chris Riouse	G	6-2	Sr.	Broken Arrow, Okla.
3	Yemi Ogunoye	F	6-8	So.	Cedar Hill, Texas
4	Larry Owens	G/F	6-7	Sr.	Mesa, Ariza
10	Marchello Vealy	F	6-7	Fr.	Oklahoma City, Okla.
11	Adam Liberty	G	6-2	Jr.	Oklahoma City, Okla.
13	Moses Ehambe	G/F	6-5	So.	Arlington, Texas
14	Jonathan Bluiitt	G	5-9	Sr.	Oklahoma City, Okla.
22	Eric Fowlkes	G/F	6-4	Sr.	Milwaukee, Wis.
23	Daren Jordan	G	6-0	Fr.	Phoeniz, Ariz.
25	Kasey Stewart	G/F	6-5	So.	Tulsa, Okla.
30	Caleb Green	F	6-8	Jr.	Tulsa, Okla.
42	Sylvester Spicer	F	6-6	Fr.	Dallas, Texas
45	Mickey Michalec	C	6-11	Sr.	Skiatook, Okla.

**Location:** Columbia, S.C.  
**Founded:** 1801  
**Enrollment:** 23,700  
**Nickname:** Gamecocks  
**Colors:** Garnet and Black  
**Chancellor:** Dr. Andrew Sorensen  
**Athletic Director:** Eric Hyman  
**Conference:** Southeastern  
**Home Court (Capacity):** Colonial Center (18,000)  
**Press Row Phone:** (803) 777-6182

### Coaching Staff

**Head Coach:** Dave Odom  
**Career Record (Years):** 355-229 (19 yrs.)  
**Team Record (Years):** 77-55 (4 yrs.)  
**Assistant Coaches:** Rick Duckett, Barry Sanderson, Ken Potosnak  
**Basketball Office Phone:**

### Basketball Information

**2004-05 Record:** 20-13  
**Conference Record (Place):** 7-9 (4)  
**Letterwinners Returning/Lost:** 9/4  
**Starters Returning/Lost:** 4/1  
**Series Record:** Marquette Leads 11-4  
**Last Meeting:** Jan. 14, 1984 (MARQ 74-69)

### Media Relations Information

**Men's Basketball Contact:** Michelle Schmitt  
**Office Phone:** (803) 777-7872  
**Home Phone:** (803) 463-0359  
**FAX Number:** (803) 777-2967  
**E-mail Address:** mschmitt@gwm.sc.edu  
**Website Address:** www.uscsports.com

### Roster

No.	Name	Pos.	Ht.	Yr.	Hometown
1	Tre' Kelley	G	6-0	Jr.	Washington, D.C.
2	Stephen McDowell	G	5-11	So.	Indianapolis, Ind.
4	Bryce Sheldon	F	6-5	Jr.	Anaheim, Calif.
5	Dominique Archie	G	6-7	Fr.	Augusta, Ga.
10	Rocky Trice	F	6-2	Sr.	Swainsboro, Ga.
14	Antoine Tisby	C	6-8	Sr.	Kansas City, Kansas
20	Keving Palacios	C	6-8	Jr.	Venezuela
21	Tarence Kinsey	G	6-7	Sr.	Tampa, Fla.
23	Dwayne Day	F	6-7	So.	Mount Vernon, Ga.
24	Ousmane Konate	F	6-9	So.	Senegal
33	Brandon Wallace	F	6-9	Jr.	Jackson, S.C.
34	Renaldo Balkman	F	6-8	Jr.	Tampa, Fla.

**Location:** Los Angeles, Calif.  
**Founded:** 1880  
**Enrollment:** 32,000  
**Nickname:** Trojans  
**Colors:** Cardinal and Gold  
**President:** Dr. Steven Sample  
**Athletic Director:** Mike Garrett  
**Conference:** Pacific-10  
**Home Court (Capacity):** 16,161  
**Press Row Phone:** (213) 741-1341

### Coaching Staff

**Head Coach:** Tim Floyd  
**Career Record (Years):** 243-120 (12 yrs.)  
**Team Record (Years):** 0-0 (First Year)  
**Assistant Coaches:** Gib Arnold, Bob Cantu  
**Basketball Office Phone:** (213) 740-3815

### Basketball Information

**2004-05 Record:** 12-17  
**Conference Record (Place):** 5-13 (10)  
**Letterwinners Returning/Lost:** 1/4  
**Starters Returning/Lost:** 3/2  
**Series Record:** First Meeting  
**Last Meeting:** N/A

### Media Relations Information

**Men's Basketball Contact:** David Tuttle  
**Office Phone:** (213) 740-8480  
**Home Phone:** (626) 351-1632  
**FAX Number:** (213) 740-7584  
**E-mail Address:** davidtut@usc.edu  
**Website Address:** www.usctrojans.com

### Roster

No.	Name	Pos.	Ht.	Yr.	Hometown
1	Nick Young	G/F	6-6	So.	Los Angeles, CA
3	Lodrick Stewart	G	6-4	Jr.	Seattle, WA
10	Chris Penrose	G	6-0	Jr.	San Diego, CA
12	Ryan Francis	G	5-11	Fr.	Baton Rouge, LA
15	Dwayne Shackelford	G	5-10	Sr.	Washington, D.C.
21	Abdoulaye Ndiaye	C	6-11	Jr.	Dakar, Sengal
23	Keith Wilkinson	F	6-9	Fr.	Mission Viejo, CA
25	Sead Odzic	G	6-3	Fr.	Yugoslavia
30	Collin Robinson	G	6-0	Fr.	Diamond Bar, CA
34	Gabriel Pruitt	G	6-4	So.	Los Angeles, CA
40	Greg Gaudino	F	6-6	Sr.	La Canada, CA
41	Jeremy Barr	F	6-8	Fr.	New Providence, Bahamas
42	RouSean Cromwell	F	6-10	Fr.	Bradenton, FL
44	Reed Doucette	F	6-6	Jr.	Woodbridge, CA

104

2005-06 OPPONENTS





## SOUTHERN ILLINOIS

**Carrs Safeway Great Alaska Shootout**

**November 23-26**

**Sullivan Arena - Anchorage**



**Chris Lowery**



**Tony Young**

**Location:** Carbondale, IL

**Founded:** 1869

**Enrollment:** 21,598

**Nickname:** Salukis

**Colors:** Maroon and White

**Chancellor:** Dr. Walter V. Wendler

**Athletic Director:** Paul Kowalczyk

**Conference:** Missouri Valley

**Home Court (Capacity):** SIU Arena (10,000)

**Press Row Phone:** (618) 453-7657

### Coaching Staff

**Head Coach:** Chris Lowery

**Career Record (Years):** 27-9 (1 year)

**Team Record (Years):** 27-9 (1 year)

**Assistant Coaches:** Rodney Watson, Jack Owens, Shane Hawkins

**Basketball Office Phone:** (618) 453-4667

### Basketball Information

**2004-05 Record:** 27-8

**Conference Record (Place):** 15-3 (1)

**Letterwinners Returning/Lost:** 8/4

**Starters Returning/Lost:** 2/3

**Series Record:** Marquette leads 2-1

**Last Meeting:** Jan. 17, 1970 (MARQ 67-57)

### Media Relations Information

**Men's Basketball Contact:** Tom Weber

**Office Phone:** (618) 453-7236

**Home Phone:** (618) 985-6089

**FAX Number:** (618) 453-2648

**E-mail Address:** tomweber@siu.edu

**Website Address:** www.siusalukis.com

### Roster

No.	Name	Pos.	Ht.	Yr.	Hometown
1	Mike Dale	G	6-5	Jr.	Fairview Heights, Ill.
2	Austin Brooks	G	5-10	Sr.	Evansville, Ind.
3	Jamaal Tatum	G	6-2	Jr.	Jefferson City, Mo.
5	Jordan Armstrong	F	6-6	Fr.	Muncie, Ind.
10	Bryan Mullins	G	6-1	Fr.	Downers Grove, Ill.
11	C.J. Smith	G	6-1	Jr.	Chicago, Ill.
12	Kyle Smithpeters	G	6-3	Sr.	Harrisburg, Ill.
14	Randal Falker	F	6-7	So.	St. Louis, Mo.
15	Tony Young	G	6-0	Jr.	Schaumburg, Ill.
21	Christian Cornelius	F	6-7	Fr.	Oak Park, Ill.
23	Jamaal Foster	F	6-10	So.	Columbia, Mo.
24	Wesley Clemmons	G	6-3	Fr.	Indianapolis, Ind.
32	Matt Shaw	F	6-7	So.	Centralia, Ill.
35	Tony Boyle	F	6-8	Fr.	DeSoto, Mo.
43	Nick Hill	G	6-3	So.	DuQuoin, Ill.





# ALL-TIME RECORD VS. 2005-06 OPPONENTS

## Alaska Anchorage - First Meeting

### Cincinnati (15-23)

1973-74	A	L	77-92
1974-75	H	L	58-68
1976-77	A	L	62-63
1976-77	N	W	66-51
1977-78	H	W	57-45
1982-83	H	W	69-52
1984-85	A	W	56-54
1991-92	H	L	57-71
1991-92	A	L	59-70
1991-92	N	L	49-62
1992-93	A	L	53-55
1992-93	H	L	57-66
1993-94	A	W	61-60
1993-94	H	L	82-89 (2OT)
1993-94	A	L	63-72
1994-95	H	L	64-91
1994-95	A	W	59-52
1995-96	A	L	70-91
1995-96	H	W	74-72
1995-96	N	L	84-85 (OT)
1996-97	A	L	70-91
1996-97	H	L	74-80
1996-97	N	W	91-79
1997-98	A	L	51-68
1997-98	H	W	66-63 (OT)
1998-99	A	L	56-75
1998-99	H	W	62-58
1999-00	A	L	48-67
1999-00	H	L	60-72
2000-01	H	W	47-44
2000-01	A	W	66-63 (OT)
2001-02	H	W	74-60
2001-02	A	L	62-63
2001-02	N	L	63-77
2002-03	A	W	82-76
2002-03	H	W	70-61
2003-04	H	L	73-85
2004-05	A	L	68-80

## Connecticut - First Meeting

### Delaware State (2-0)

1992-93	H	W	105-65
2004-05	H	W	66-60

### DePaul (59-42)

1917-18	A	L	17-21
1917-18	H	W	20-19
1921-22	A	W	44-17
1942-43	H	L	46-54
1942-43	A	L	37-42
1943-44	A	W	51-49
1944-45	A	L	32-59
1945-46	A	L	38-66
1946-47	A	W	52-45
1947-48	A	L	49-65
1956-57	H	W	61-60 (OT)
1958-59	A	L	80-89
1958-59	H	W	82-69
1959-60	A	L	55-75
1959-60	H	L	63-65
1960-61	A	L	78-81 (OT)
1960-61	H	W	87-64
1961-62	A	W	75-68
1961-62	H	W	99-83
1962-63	A	L	72-79
1962-63	H	W	87-81
1963-64	A	L	69-90

1963-64	H	L	69-72
1964-65	A	L	54-72
1964-65	H	L	61-67
1965-66	H	L	69-82
1965-66	A	L	70-76
1966-67	H	W	68-65
1966-67	A	L	74-79
1967-68	H	W	71-50
1967-68	A	W	58-53
1968-69	A	W	77-72
1968-69	H	W	66-55
1969-70	A	W	72-60
1969-70	H	W	79-60
1970-71	H	W	73-51
1970-71	A	W	84-55
1971-72	H	W	70-61
1971-72	A	W	79-61
1972-73	H	W	60-59
1972-73	A	W	70-55
1973-74	H	W	63-59
1973-74	A	W	70-57
1974-75	H	W	61-60
1974-75	A	W	72-69
1975-76	A	W	79-72
1975-76	H	W	64-53
1976-77	A	W	85-64
1976-77	H	L	72-77 (2OT)
1977-78	H	W	80-74
1978-79	A	L	60-61
1978-79	N	L	56-62
1979-80	H	L	85-92
1980-81	A	L	71-78
1981-82	H	L	66-67
1982-83	A	L	62-74
1983-84	A	L	49-64
1984-85	A	L	52-69
1984-85	H	W	68-64
1985-86	H	W	70-65 (OT)
1985-86	A	L	87-95
1986-87	H	L	76-88
1986-87	A	L	59-68
1987-88	A	L	66-81
1987-88	H	L	65-77
1988-89	H	W	72-64
1988-89	A	L	79-91
1989-90	A	L	62-71
1989-90	H	W	77-55
1990-91	A	L	63-68
1990-91	H	L	56-84
1991-92	H	L	58-65
1991-92	A	W	73-65
1992-93	A	W	87-76
1992-93	H	W	86-75
1993-94	A	W	71-52
1993-94	H	W	70-62
1994-95	A	L	48-63
1994-95	H	W	81-71
1995-96	A	W	73-60
1995-96	H	W	75-65
1996-97	H	W	75-50
1996-97	A	W	61-49
1996-97	N	W	79-53
1997-98	H	W	58-49
1997-98	A	W	73-51
1997-98	N	W	52-50
1998-99	A	L	60-75
1998-99	H	W	62-46
1999-00	A	W	69-60
1999-00	H	L	35-55
2000-01	A	W	69-49
2000-01	H	W	82-64
2001-02	A	W	87-68
2001-02	H	W	72-53
2002-03	H	W	72-51

2002-03	A	W	73-60
2003-04	H	W	70-62
2003-04	A	L	78-84
2004-05	A	L	72-85
2004-05	H	W	67-57

## Eastern Washington - First Meeting

### Georgetown (1-1)

1941-42	N	L	34-35
1971-72	H	W	88-44

## IUPUI - First Meeting

### Lewis - First Meeting

### Louisville (23-33)

1951-52	A	L	63-76
1952-53	A	L	76-78
1952-53	H	L	83-86
1953-54	A	L	68-76
1953-54	H	L	79-88
1954-55	H	W	66-62
1954-55	A	W	82-78
1955-56	H	L	68-84
1955-56	A	L	65-76
1956-57	H	L	68-75
1956-57	A	L	79-99
1957-58	A	L	65-73
1957-58	H	W	85-79
1958-59	H	W	66-62
1958-59	A	L	55-68
1959-60	H	W	61-57
1959-60	A	W	78-70
1960-61	H	L	63-84
1960-61	A	L	50-75
1961-62	H	W	63-53
1961-62	A	L	63-85
1962-63	H	W	68-64
1962-63	A	W	77-76
1963-64	A	L	67-85
1963-64	H	L	73-85
1964-65	H	L	60-73
1965-66	A	L	61-70
1974-75	H	L	69-80
1975-76	A	W	72-62
1976-77	H	L	75-78 (OT)
1977-78	A	L	60-61
1978-79	H	W	71-55
1979-80	A	L	63-76
1980-81	H	L	60-79
1981-82	A	L	68-80
1982-83	H	L	73-81
1983-84	A	W	65-60
1995-96	A	W	80-79 (2OT)
1996-97	H	W	79-71 (OT)
1997-98	A	W	71-70
1997-98	H	W	57-52
1998-99	H	L	63-78
1998-99	A	L	77-81
1999-00	H	W	66-64 (OT)
1999-00	A	L	64-76
2000-01	A	L	65-75
2000-01	H	L	74-77 (3OT)
2001-02	A	W	75-71
2001-02	H	W	75-63
2001-02	N	W	84-76
2002-03	H	L	70-73
2002-03	A	W	78-73
2003-04	A	W	77-70
2003-04	H	W	81-80

2004-05	A	L	99-52
2004-05	H	L	61-64

### Monmouth (1-0)

1995-96	N	W	68-44
---------	---	---	-------

### Nebraska (4-3)

1933-34	H	W	25-22
1940-41	A	L	20-35
1945-46	H	W	48-36
1957-58	H	W	79-64
1958-59	A	L	60-62
1986-87	A	L	76-78
2004-05	H	W	81-62

### Notre Dame (30-75)

1919-20	A	W	23-22
1920-21	A	W	26-19
1926-27	H	L	21-27
1926-27	A	L	13-33
1927-28	H	L	13-23
1927-28	A	L	19-24
1928-29	H	L	17-29
1928-29	A	L	16-19
1929-30	A	L	28-44
1929-30	H	L	18-20
1930-31	A	L	23-30
1930-31	H	L	25-26
1931-32	A	L	31-43
1931-32	H	L	26-37
1932-33	A	W	35-32
1932-33	H	L	34-36
1933-34	A	L	28-30
1933-34	H	W	21-20
1934-35	A	L	20-23
1934-35	H	W	36-21
1935-36	A	L	22-37
1935-36	H	L	34-37
1936-37	A	L	24-41
1936-37	H	L	35-39
1937-38	H	W	45-43
1937-38	A	L	28-39
1938-39	A	W	47-22
1938-39	H	W	58-50
1939-40	A	L	39-56
1939-40	H	L	32-36
1940-41	A	L	40-58
1940-41	H	L	39-44
1941-42	A	L	42-66
1941-42	H	W	46-43
1942-43	A	L	45-50
1942-43	H	L	47-49
1943-44	A	L	46-52
1943-44	H	W	60-43
1944-45	A	L	56-79
1944-45	H	W	56-55
1945-46	A	L	67-69
1945-46	H	W	68-59
1946-47	A	L	61-87
1946-47	H	L	68-73
1947-48	A	L	55-72
1947-48	H	L	62-76
1948-49	H	L	64-71
1948-49	A	L	42-59
1949-50	A	L	61-79
1949-50	H	L	58-65
1950-51	A	L	56-82
1950-51	H	W	55-50
1951-52	H	L	56-74
1951-52	A	W	57-50
1952-53	H	L	64-84
1952-53	A	L	68-74
1953-54	A	L	66-79
1953-54	H	L	68-79
1954-55	A	W	84-74
1954-55	H	L	64-85
1955-56	A	L	85-88
1955-56	H	L	69-87





1956-57	H	L	56-76
1956-57	A	L	55-94
1957-58	H	W	78-64
1957-58	A	L	74-106
1958-59	H	W	95-76
1958-59	A	L	35-51
1969-70	A	L	95-96 (2OT)
1970-71	H	W	71-66
1971-72	A	W	71-62
1972-73	H	L	69-71
1973-74	A	L	63-69
1974-75	H	W	71-68
1975-76	A	W	81-75
1976-77	H	W	78-69
1977-78	A	L	59-65
1978-79	H	L	60-65
1979-80	A	W	77-74
1980-81	H	W	54-52
1981-82	A	W	70-62
1982-83	H	L	57-59
1983-84	A	L	56-65
1984-85	H	L	62-63
1984-85	A	L	60-66
1985-86	A	L	70-72 (OT)
1985-86	H	L	66-74
1986-87	A	L	48-58
1986-87	H	L	60-72
1987-88	H	L	44-62
1987-88	A	L	50-72
1988-89	A	L	68-83
1988-89	H	L	63-67
1989-90	H	W	80-68
1989-90	A	L	76-79
1990-91	A	L	73-80
1990-91	H	L	62-63
1991-92	H	L	63-69
1991-92	A	L	53-60
1992-93	A	W	69-61
1993-94	H	L	58-68
1994-95	A	W	65-63
1997-98	H	W	72-48
2002-03	A	L	71-92
2003-04	H	W	71-58

**Oakland (1-0)**  
2004-05 A W 95-87

**Oral Roberts (1-1)**  
1978-79 H W 75-60  
1979-80 A L 101-102 (OT)

**Pittsburgh (2-2)**  
1930-31 H L 18-24  
1974-75 A L 58-65  
1975-76 H W 73-62  
2002-03 N W 77-74

**Providence (2-3)**  
1962-63 N L 64-70  
1966-67 N W 81-80 (OT)  
1983-84 A L 60-64 (OT)  
1984-85 H W 64-58  
1996-97 N L 59-81

**Rice (2-1)**  
1946-47 H L 38-45  
1972-73 H W 71-40  
1988-89 H W 76-60

**Rutgers - First Meeting**

**St. John's (6-5)**  
1959-60 H L 63-69  
1960-61 A L 69-85  
1961-62 H L 69-71  
1962-63 H W 51-47  
1963-64 A L 60-68

1964-65	H	W	78-50
1965-66	A	L	68-70
1966-67	H	W	71-54
1967-68	A	W	57-56
1969-70	N	W	65-53
2003-04	A	W	52-45

**San Francisco (2-1)**  
1955-56 N L 58-65  
1993-94 H W 86-65  
1994-95 A W 79-72

**Seton Hall (0-1)**  
1955-56 N L 78-96

**South Carolina (11-4)**  
1966-67 H L 61-63  
1971-72 A W 72-71  
1972-73 H W 71-54  
1973-74 A L 58-60  
1974-75 H W 69-60  
1974-75 A W 68-65  
1975-76 H W 82-70  
1975-76 A W 72-66  
1976-77 H W 65-54  
1977-78 A W 69-66 (2OT)  
1978-79 H W 83-64  
1979-80 A W 80-65  
1980-81 H L 89-91  
1982-83 A L 64-66  
1983-84 H W 74-69

**South Dakota State (1-0)**  
2004-05 H W 76-60

**Southern Illinois (2-1)**  
1966-67 N L 56-71  
1969-70 H W 67-57  
1969-70 A W 75-68

**USC- First Meeting**

**Valparaiso (19-5)**  
1951-52 H L 60-63  
1952-53 H W 86-67  
1953-54 A W 82-74  
1953-54 H W 91-72  
1954-55 H W 78-67  
1954-55 A W 81-68  
1955-56 H W 89-75  
1955-56 A W 78-76  
1957-58 H L 74-92  
1958-59 A W 96-75  
1959-60 H W 75-58  
1961-62 A W 86-77  
1963-64 H L 68-74  
1964-65 A L 61-72  
1965-66 H W 80-79  
1966-67 A W 79-70  
1968-69 H W 103-66  
1980-81 H W 73-58  
1984-85 H W 88-46  
1985-86 H W 70-57  
1986-87 H W 80-60  
1987-88 A L 66-70  
1988-89 H W 91-83  
2003-04 H W 75-70

**Villanova (3-5)**  
1960-61 N L 70-75  
1962-63 N W 66-58  
1963-64 H L 64-87  
1964-65 H L 69-73  
1966-67 A L 78-80

1967-68	H	W	80-67
1979-80	N	L	59-77
2002-03	N	W	73-61

**West Virginia (2-1)**  
1965-66 H W 100-87  
1993-94 H W 75-50  
1994-95 A L 76-78

**Winthrop - First Meeting**

**Wisconsin (51-60)**  
1917-18 A L 14-15  
1920-21 H L 18-23  
1922-23 A W 9-8  
1923-24 H L 7-27  
1925-26 H L 26-42  
1926-27 H L 26-29  
1929-30 A L 15-29  
1929-30 H L 22-29  
1930-31 H W 16-14  
1931-32 H W 26-23  
1931-32 A L 16-18  
1932-33 A W 18-16  
1932-33 H W 22-16  
1933-34 A L 30-32  
1933-34 H W 28-26  
1934-35 A L 20-29  
1934-35 H W 33-25  
1935-36 A L 22-35  
1935-36 H L 21-46  
1936-37 A L 21-29  
1936-37 H L 29-35  
1937-38 A W 32-21  
1937-38 H W 38-32  
1938-39 A L 26-27  
1938-39 H W 46-27  
1939-40 A L 39-46  
1939-40 H W 41-28  
1940-41 A L 32-38  
1940-41 H W 40-30  
1941-42 A L 34-35  
1941-42 H L 25-36  
1942-43 A L 36-45  
1942-43 H L 38-50  
1943-44 A W 51-43  
1943-44 H L 37-40  
1944-45 A L 40-45  
1944-45 H L 39-46  
1945-46 A L 32-42  
1945-46 H W 62-41  
1946-47 A L 51-65  
1946-47 H W 55-47  
1947-48 A L 50-57  
1947-48 H L 60-67  
1948-49 A L 63-67 (OT)  
1948-49 H L 34-60  
1949-50 A L 48-63  
1949-50 H L 45-62  
1950-51 A L 42-49  
1950-51 H W 61-58  
1951-52 A L 46-48  
1951-52 H W 51-47  
1952-53 A L 55-76  
1953-54 H L 56-64  
1958-59 A W 76-47  
1959-60 H W 84-66  
1960-61 A L 51-55  
1961-62 H W 92-75  
1962-63 A L 58-76  
1962-63 H L 56-70  
1963-64 H L 68-72  
1964-65 H W 62-61  
1964-65 A W 59-58  
1965-66 H L 72-73

1966-67	A	W	66-60
1967-68	H	L	65-77
1967-68	H	W	71-56
1968-69	H	W	59-56 (OT)
1968-69	A	L	50-56
1969-70	H	W	64-43
1969-70	H	W	60-51
1970-71	H	W	72-69
1970-71	A	W	89-75
1971-72	H	W	72-60
1972-73	H	W	75-73 (2OT)
1972-73	A	W	64-58
1973-74	H	W	49-48 (OT)
1973-74	H	W	59-58
1974-75	A	W	69-63
1975-76	H	W	78-54
1975-76	H	W	82-66
1976-77	H	W	64-57
1976-77	A	W	73-58
1977-78	H	W	75-64
1978-79	A	L	52-65
1979-80	H	L	56-57
1980-81	A	W	64-53
1981-82	H	W	94-64
1982-83	A	W	68-62
1983-84	H	W	74-59
1985-86	A	L	74-75
1986-87	H	W	84-71
1987-88	A	L	55-66
1988-89	H	L	55-70
1988-89	A	L	50-61
1989-90	H	L	58-63
1989-90	A	L	65-82
1990-91	H	W	69-58
1991-92	A	L	63-81
1992-93	H	L	67-77
1993-94	A	L	52-71
1994-95	H	W	80-65
1995-96	A	L	46-55
1996-97	H	W	59-52
1997-98	A	W	65-60
1998-99	H	L	45-61
1999-00	A	L	74-86
2000-01	H	L	47-52
2001-02	A	L	73-86
2002-03	H	W	63-54
2003-04	A	L	59-63
2004-05	H	W	63-54







# ALL-TIME SERIES RECORDS

## A

Abilene Christian	1-0
Air Force	16-5
Alabama	0-1
UAB	12-8
American	1-0
American-Puerto Rico	1-0
Appalachian State	3-0
Aquinas	2-0
Arizona	1-3
Arizona State	2-0
Arkansas	0-1
Arkansas-Little Rock	2-0
Arkansas-Pine Bluff	1-0
Armour Tech	3-1
Army	1-0
Auburn	2-0
Augustana	3-0
Austin Peay	1-1

## B

Baptist College	1-0
Baylor	1-1
Belmont Abbey	1-0
Beloit	5-0
Bethune-Cookman	1-0
Boise State	1-0
Boston College	2-1
Bowling Green	15-7
Bradley	10-15
Brigham Young	2-2
Brown	2-0
Butler	14-13

## C

Cal State-Bakersfield	1-0
Cal State-Long Beach	4-2
Cal State-Northridge	1-0
Cal State-Sacramento	1-0
Canisius	4-1
Carleton	2-0
Carroll	13-2
Case Western Reserve	2-0
previously known as Western Reserve	(1934-36)
Centenary	2-0
Central Florida	1-0
Charleston	1-0
Charleston Southern	1-0
Charlotte	10-13
Chicago	15-4
Chicago State	5-0
Cincinnati	15-23
Clemson	2-1
Cleveland State	2-1
Coastal Carolina	1-0
Colorado	3-1
Columbia	4-0
Concordia (Mo.)	1-0
Concordia (Wis.)	1-0
Coppin State	4-0
Cornell	1-0
Creighton	48-28

## D

Dartmouth	2-0
Davidson	1-1
Dayton	21-13
Delaware	1-0
Delaware State	2-0
Denver	3-1
DePaul	59-42
DePauw	2-3
Detroit	60-27
Drake	17-5
Duke	1-4
Duquesne	3-2

## E

East Carolina	4-2
---------------	-----

East Tennessee State	3-0
Eastern Illinois	1-0
Eastern Kentucky	1-0
Eastern Michigan	1-0
Eastern Montana	1-0
Elon	1-0
Evansville	4-5

## F

Fairleigh Dickinson	1-0
Florida	2-0
Florida A&M	2-0
Florida State	2-1
Fordham	11-1
Franklin	0-2
Fresno State	1-0
Furman	1-0

## G

Georgetown	1-1
Georgia	1-0
Georgia Tech	3-3
Gonzaga	1-1
Grambling	2-0
Grinnell	5-3

## H

Hamline	1-1
Hampton	1-0
Hartford	3-0
Holy Cross	4-0
Houston	8-4

## I

Illinois	5-9
Illinois-Chicago	3-1
Illinois-State	1-0
Illinois Wesleyan	1-1
Indiana	2-7
Indiana State	1-0
IPFW	1-0
Iona	5-1
Iowa	7-10
Iowa State	5-3

## J

Jacksonville	1-0
John Carroll	2-1

## K

Kansas	1-6
Kansas State	3-7
Kent State	2-1
Kentucky	6-7

## L

La Salle	1-1
Lawrence	22-7
Lehigh	3-0
Long Island	0-1
Loras	3-0
LSU	1-0
Louisiana Tech	2-0
Louisville	23-33
Loyola (Ill.)	46-35
Loyola (La.)	5-0
Loyola-Marymount	2-1

## M

Maine	3-1
Manhattan	5-0
Marshall	3-1
Maryland-Baltimore County	2-0
Massachusetts	2-0
McNeese State	2-0
Memphis	12-14
Mercer	0-2
Miami (Fla.)	2-2
Miami (Ohio)	6-1

Michigan	5-13
Michigan State	23-30
Millikin	1-3
Milton	6-0
Minnesota	14-19
Missouri	4-4
Mississippi Valley State	2-0
Monmouth	1-0
Montana State	1-1
Morgan State	4-0
Morris Brown	1-0
Murray State	1-0

## N

Navy	1-0
Nebraska	4-3
Nevada	2-0
UNLV	2-2
New Mexico State	2-1
New York	2-1
Niagara	3-0
Nicholls State	1-0
North Carolina	1-3
North Carolina A&T	1-0
UNC Wilmington	1-0
North Carolina State	1-2
North Dakota	4-0
North Dakota State	3-0
North Texas	3-0
Northeast Louisiana	1-0
Northeastern	1-0
Northeastern Illinois	1-0
Northern Illinois	5-2
Northern Michigan	9-0
Northwestern	14-15
Northwestern College	0-1
Notre Dame	30-75

## O

Oakland	1-0
Ohio	3-0
Ohio State	4-5
Oklahoma City	2-1
Oklahoma State	0-4
Old Dominion	2-0
Oral Roberts	1-1
Oregon	1-0
Oregon State	0-2

## P

Pacific	1-0
Penn State	3-2
Pittsburgh	2-2
Portland	4-0
Prairie View A&M	4-0
Princeton	0-1
Providence	2-3
Purdue	0-8

## R

Regis	1-0
Rhode Island	0-1
Rice	2-1
Richmond	2-0
Ripon	14-3

## S

St. Ambrose	1-0
St. Bonaventure	4-3
St. Francis (N.Y.)	1-0
St. John's (Minn.)	5-0
St. John's (N.Y.)	6-5
St. Joseph's (Ind.)	1-0
St. Leo	1-0
Saint Louis	31-23
St. Mary's (Calif.)	3-0
St. Mary's (Minn.)	3-0
St. Norbert	8-2
Saint Peter's	1-0
St. Thomas (Fla.)	1-0

St. Thomas (Minn.)	8-3
St. Viator	5-0
Sacred Heart	1-0
Sam Houston State	3-0
San Diego State	3-0
San Francisco	2-1
San Jose State	1-0
Santa Clara	2-1
Savannah State	1-0
Seton Hall	0-1
South Alabama	0-1
South Carolina	11-4
South Dakota	3-0
South Dakota State	1-0
South Florida	12-2
Southern Illinois	2-1
Southern Miss	6-4
Southwest Missouri	0-1
Southwestern Louisiana	6-2
Springfield	1-0
Stanford	4-0
Stetson	8-1
Syracuse	2-3

## T

Tampa	1-0
Temple	0-2
Tennessee	4-2
Tennessee Tech	1-0
Texas	1-0
Texas A&M	1-1
Texas-San Antonio	1-0
TCU	2-4
UTEP	1-0
Texas-Pan American	0-1
Texas Southern	2-0
Toledo	8-3
Tulane	16-3
Tulsa	1-2

## U

UCLA	0-2
US International	1-0
Utah	1-1
Utica	1-0

## V

Valparaiso	19-5
Vanderbilt	3-1
Vermont	1-0
Villanova	3-5
Virginia	1-3
Virginia Commonwealth	0-2
Virginia Tech	5-4

## W

Wake Forest	5-7
Washington	2-0
Washington (Mo.)	1-1
Washington State	0-1
Wayne State	6-1
West Virginia	2-1
Western Carolina	3-0
Western Illinois	1-0
Western Kentucky	1-0
Western Michigan	21-8
Wichita State	4-3
Wisconsin	51-60
UW-Green Bay	7-2
UW-Milwaukee	34-0
UW-Oshkosh	8-0
UW-Stout	1-0
UW-Whitewater	2-0
Wofford	1-0

## X

Xavier (Ohio)	44-15
---------------	-------

## Y

Yale	1-1
------	-----

